

20 17

MEDIA GUIDE



FORWARD AS ONE

2017 SAN JOSE EARTHQUAKES SEASON SCHEDULE

<u>Date</u>	<u>Opponent</u>	<u>Time</u>	<u>TV</u>	<u>Radio</u>
Saturday, March 4	MONTREAL IMPACT	6:45 p.m.	CSNBA	KNBR/KZSF
Saturday, March 11	VANCOUVER WHITECAPS FC	6:45 p.m.	CSNCA	KNBR/KZSF
Saturday, March 18	at Sporting Kansas City	5:30 p.m.	CSN+	KNBR/KZSF
Saturday, April 1	at New York City FC	11:00 a.m.	CSNBA	KNBR/KZSF
Saturday, April 8	SEATTLE SOUNDERS FC	7:15 p.m.	CSNCA	KNBR/KZSF
Friday, April 14	FC DALLAS	7:45 p.m.	UniMas	KNBR/KZSF
Wednesday, April 19	at New England Revolution	4:30 p.m.	CSNCA	KNBR/KZSF
Saturday, April 22	at Houston Dynamo	1:00 p.m.	UniMas	KNBR/KZSF
Saturday, April 29	at Minnesota United FC	5:00 p.m.	CSN+	KNBR/KZSF
Saturday, May 6	PORTLAND TIMBERS	7:15 p.m.	CSN+	KNBR/KZSF
Saturday, May 13	at Colorado Rapids	1:00 p.m.	UniMas	KNBR/KZSF
Wednesday, May 17	ORLANDO CITY SC	7:15 p.m.	CSNBA	KNBR/KZSF
Saturday, May 20	at FC Dallas	5:00 p.m.	CSNCA	KNBR/KZSF
Saturday, May 27	LA GALAXY	6:45 p.m.	Univision	KNBR/KZSF
Friday, June 2	at Portland Timbers	8:00 p.m.	UniMas	KNBR/KZSF
Saturday, June 17	SPORTING KANSAS CITY	5:45 p.m.	CSNCA	KNBR/KZSF
Saturday, June 24	REAL SALT LAKE	7:15 p.m.	CSNCA	KNBR/KZSF
Saturday, July 1	*LA GALAXY	6:45 p.m.	Univision	KNBR/KZSF
Tuesday, July 4	at Atlanta United FC	4:00 p.m.	CSNBA	KNBR/KZSF
Wednesday, July 19	at New York Red Bulls	4:30 p.m.	CSNCA	KNBR/KZSF
Sunday, July 23	at Seattle Sounders FC	7:00 p.m.	CSNCA	KNBR/KZSF
Saturday, July 29	COLORADO RAPIDS	7:15 p.m.	CSNBA	KNBR/KZSF
Saturday, August 5	COLUMBUS CREW SC	7:15 p.m.	CSN+	KNBR/KZSF
Saturday, August 12	at Houston Dynamo	6:00 p.m.	CSN+	KNBR/KZSF
Saturday, August 19	PHILADELPHIA UNION	7:15 p.m.	CSN+	KNBR/KZSF
Wednesday, August 23	at Real Salt Lake	7:00 p.m.	CSNCA	KNBR/KZSF
Sunday, August 27	at LA Galaxy	4:00 p.m.	FS1	KNBR/KZSF
Saturday, September 9	at Toronto FC	2:00 p.m.	CSN+	KNBR/KZSF
Saturday, September 16	HOUSTON DYNAMO	7:15 p.m.	CSNBA	KNBR/KZSF
Saturday, September 23	at DC United	4:00 p.m.	CSN+	KNBR/KZSF
Wednesday, September 27	CHICAGO FIRE	7:15 p.m.	CSNCA	KNBR/KZSF
Saturday, September 30	PORTLAND TIMBERS	7:15 p.m.	CSNBA	KNBR/KZSF
Sunday, October 15	at Vancouver Whitecaps FC	2:00 p.m.	CSNCA	KNBR/KZSF
Sunday, October 22	MINNESOTA UNITED FC	12:45 p.m.	CSNCA	KNBR/KZSF

*Match will be played at Stanford Stadium.

All times Pacific. All times and dates are subject to change. All home games in bold.

FS1 = FOX Sports 1; CSNCA = Comcast SportsNet California; CSNBA = Comcast SportsNet Bay Area; CSN+ = Comcast Sports Net Plus; KNBR = KNBR 1050 am.

TABLE OF CONTENTS

2017 SAN JOSE EARTHQUAKES MEDIA GUIDE

Earthquakes Front Office Directory	2-3
Lew Wolff	4
Executive Staff	5-9
Technical Staff	10-16
Community Outreach	17

2016 REVIEW

Final Statistics & Results	20-21
MLS Standings & Stats	22
Records & Milestones	23
Box Scores	24-33

QUAKES HISTORY

Club History	35-48
Earthquakes Hall of Fame	49-52
Key Dates/Transactions	53-66
Draft History	67-72
All-Time Win-Loss Records	73
All-Time Roster	74
All-Time Coaches' Records	75
Club Records/Career Leaders	76-83
All-Time Individual Statistics	84-88
All-Time Penalty Kick Summary	89-90
Year-By-Year History	92-127
Playoff History	128-135
Lamar Hunt US Open Cup History	136-140
International Competitions	141-145
US Open Cup Play-In/Exhibition	146
Reserve League	147-148

OPPONENTS

MLS Conference Alignment	150
Western Conference Opponents	151-160
Eastern Conference Opponents	161-171
Series Histories	172-175

MEDIA INFO

Avaya Stadium	178
Buck Shaw Stadium/Spartan Stadium	179
Media Information	180
Earthquakes on Television/Radio	181-182

ACKNOWLEDGEMENTS

San Jose Earthquakes Media Relations Dept.	Jed Mettee, Jake Pisani, Charlotte Muscroft
Photography	Getty Images, isiphotos.net
Design & Layout	Justin Muskivitch

EARTHQUAKES FRONT OFFICE

THE CLUB

EXECUTIVE STAFF

Owner	Lew Wolff
Managing Partner	Keith Wolff
President	Dave Kaval
Chief Operating Officer	Jared Shawlee
Executive Assistant & Manager, Supporter Relations	Eric Hanninen
Executive Vice President	Jed Mettee

2016 REVIEW

SOCCER OPERATIONS

General Manager of Soccer Operations	Jesse Fioranelli
Technical Director	Chris Leitch
Head Coach	Dominic Kinnear
Assistant Coach	Steve Ralston
Assistant Coach	John Spencer
Goalkeeper Coach	Tim Hanley
Fitness Coach	Greg Tella
Analyst, Scouting & Performance	Vassili Cremanzidis
Head Athletic Trainer	Ron Shinault
Assistant Athletic Trainer	Derek Lawrence
Assistant Athletic Trainer	Baker Cronin
Equipment Manager	Andy Dunbar
Assistant Equipment Manager	Eric Weber
Team Administrator	Sean Mearns
Team Administrator	Jackson Ray

CLUB HISTORY

FRONT OFFICE STAFF

Vice President, Ticket Sales	Robert Davis II
Director, Ticket Sales	Jeff Sinclair
Sr. Manager, Season Ticket Sales	Ted Firestone
Supporters Relations Manager	Eric Hanninen
Manager, Group Sales	Taylor Amarante
Manager, Inside Sales	Sean Smallwood
Sr. Account Executive	Anthony Perry
Sr. Account Executive	Mark Raney
Account Executive	Aaron McMillan-Gordon
Account Executive	Chris Futch
Account Executive	Colby Thompson
Account Executive	Matt Hanson
Account Executive	Francis Lopez
Account Executive	Melissa Moberg
Account Executive	Berlyn Rippentrop

OPONENTS

Vice President, Sponsorship Sales	Jessica Smith
Director, Business Development	Rob Bardin
Director, Partnership Marketing	Anu Johl Singh
Coordinator, Partnership Marketing	Dianne Antonopolous
Coordinator, Partnership Marketing	Anthony Gooch
Coordinator, Partnership Marketing	Kat Soltero
Account Executive, Corporate Partnerships	Kristina Wavomba

MEDIA INFO

Director, Ticket Operations	Jacob Thompson
Manager, Ticket Operations	Adam McFarlin
Assistant, Ticketing Operations	Levi Leffler
Director, Merchandise	Brett Fischer
Coordinator, Merchandise Operations	Brett Pennington
Director, Fan Relations	Heather Mulvaney
Manager, Premium Seating Retention	Alyssa Wong
Fan Relations Specialist	Ricky Dorrego
Fan Relations Specialist	Danny Rebholz
Fan Relations Specialist	A. J. Lambert
Fan Relations Specialist	Andrew Schleicher
Fan Relations Specialist	Trevor Osburn

EARTHQUAKES FRONT OFFICE

FRONT OFFICE STAFF CONTINUED

Vice President, Finance.....	Jess Olivares
Manager, Payroll and Human Resources.....	Peggy O'Halloran
Manager, Accounting.....	Morgan Brink
Staff Accountant.....	Victoria Ortiz
Jr. Accountant.....	Brent Young
Vice President, Business Operations & Analytics.....	Richard Fedesco
Director, Business Intelligence.....	Drew Eiden
Director, Event Operations.....	Chris Gennuso
Manager, Event Operations.....	Luke De Vogelaere
Coordinator, Event Operations.....	Ryan Morfin
Manager, Facility Operations.....	Raul A. Bueno Sr.
Facilities Engineer.....	James Payan
Supervisor, Facilities.....	Jordan Green
Manager, Fan Experience.....	Aaron Shapiro
Managing Director, Programs.....	Alex Saunders
Vice President, Marketing.....	Amanda Farina
Coordinator, Marketing.....	Sarah Fraser
Manager, Community Relations.....	Marissa Silver
Manager, Media Relations.....	Jake Pisani
Coordinator, Media Relations.....	Charlotte Muscroft
Digital Marketing Strategist.....	Paul Dewhurst
Digital Marketing Coordinator.....	Sam Benavidez
Manager, Creative Services.....	Chris MacDougall
Coordinator, Creative Services.....	Samantha Sirico

THE CLUB

2016 REVIEW

CLUB HISTORY


OPPONENTS

MEDIA INFO

OWNERSHIP GROUP

LEW WOLFF - INVESTOR/OPERATOR

TENTH SEASON



Lew Wolff is co-owner of the San Jose Earthquakes after exercising his exclusive option to bring the team back to the Bay Area on July 18, 2007. Wolff's entry into MLS came after a trip to the 2006 FIFA World Cup in Germany. For over two years prior to the team's return, Wolff was instrumental in laying the groundwork for the revival of the Earthquakes as an expansion franchise with its records, colors and trophies intact.

The club entered a new phase of its existence under Wolff in 2015 with the opening of Avaya Stadium. Due to Wolff's commitment to Bay Area soccer, the \$100-million stadium was privately financed with no public funding. Additionally, the club secured the third-largest naming rights partner in Major League Soccer with Avaya. The facility will be among the most technologically advanced in the world thanks to the partnership. He also worked to create the club's training facility adjacent to the site of the new stadium back in 2010.

Prior to Avaya Stadium, Wolff spent four million dollars for renovations to Buck Shaw Stadium at Santa Clara University, helping create one of the best and most intimate atmospheres in MLS. The club spent seven seasons at the facility before moving to their new stadium.

The San Jose Mercury News ranked Wolff first in its annual listing of the Bay Area's 25 Most Powerful Sports Figures in both 2006 and 2007.

In September 2008, the Silicon Valley Leadership Group also presented Wolff with its prestigious "Community Cornerstone Award." The award is given to "a Silicon Valley leader who has displayed a lifetime of impeccable ethics, business achievement and community engagement."

Wolff is the founder of Wolff Urban Development and co-founder of Maritz-Wolff, entities that are involved in the development, acquisition and management of a wide range of commercial, office, parking and hotel properties in a number of California cities including San Jose, Los Angeles, Pasadena and Burbank.

Wolff's ownership interests in representative hotels and resorts include properties such as The Carlyle in New York City; Four Season Hotels in Houston, the Park Hyatt in Carlsbad; The Ritz-Carlton in St. Louis; the Fairmont Hotel in San Jose; Rosewood-managed hotels including The Mansion in Dallas, Little Dix Bay, Virgin Gorda, Inn of the Anasazi, Sante Fe plus other brands such as Marriott. In addition, Maritz-Wolff has a 50 percent interest in the Dallas-based Rosewood Management Company, which owns and operates luxury hotels and resorts throughout the world.

Wolff began his career in real estate economics and appraisal in his hometown of St. Louis, Mo., before relocating to Los Angeles. In addition to his real estate analysis work, he also served as the President of the 20th Century Fox Realty & Development Company where he managed Fox's worldwide real estate activities.

Wolff is a former minority owner of the St. Louis Blues, the Golden State Warriors and the San Jose Missions, a now-defunct minor league baseball team. He holds a bachelor's degree in business administration from the University of Wisconsin in Madison, a master's degree in business administration from Washington University in St. Louis, and is also a member of the American Institute of Real Estate Appraisers (MAI).

Wolff resides in the Westwood section of Los Angeles with his wife, Jeane. The Wolffs have three children and four grandchildren.

THE CLUB

2016 REVIEW

CLUB HISTORY

OPONENTS

MEDIA INFO

EXECUTIVE STAFF

KEITH WOLFF - MANAGING PARTNER

TENTH SEASON



Keith M. Wolff is the managing partner for the San Jose Earthquakes and president of Wolff Urban Development, LLC. Wolff is also a member of the San Jose Earthquakes Board of Directors.

Wolff was the point person on the Avaya Stadium project from the club's ownership group. He has been a key figure throughout the process as the club opened the new venue in 2015. Avaya Stadium is the first soccer-specific stadium in the Bay Area, has 18,000 seats, the largest outdoor bar in North America and is the first cloud-enabled stadium in Major League Soccer. He was also instrumental on the development of the Quakes' world-class training facility adjacent to the new stadium.

At the outset of 2011, Wolff made significant progress on the Earthquakes' proposed new stadium by beginning the demolition process on the Food Machinery Building at 1125 Coleman Avenue. The demolition process wrapped up midway through the year, paving the way for the club to pursue its own stadium. Those efforts culminated with a Planned Development Permit and Guinness World Record groundbreaking ceremony in 2012.

Wolff has more than 20 years of experience within the real estate industry with an emphasis on hotel, office and retail project assets. Wolff has an extensive background in all facets of commercial real estate and has been working on behalf of the team ownership group to lead the site acquisition, entitlement, design and development team for a soccer specific stadium for the Earthquakes and a new professional baseball stadium for the Athletics. Wolff received a Bachelor of Science degree, Magna Cum Laude, from the University of the Pacific, and holds a master's in business administration from Harvard University.

THE CLUB

2016 REVIEW

CLUB HISTORY

OPPONENTS

MEDIA INFO

EXECUTIVE STAFF

THE CLUB



MICHAEL CROWLEY - BOARD MEMBER

2016 REVIEW

CLUB HISTORY

OPONENTS

MEDIA INFO

Michael Crowley is a member of the San Jose Earthquakes Board of Directors. He previously spent seven seasons with the Earthquakes as the managing director and prior to that served as the team's president from the re-launch in 2007 to October of 2010.

The club expanded significantly on the business side under Crowley, including the construction of a new home - Avaya Stadium - the first soccer-specific stadium in the Bay Area. The club has hosted games at Stanford Stadium seven years in a row, each drawing massive crowds - including sellouts each of the last four years. The Earthquakes also played in the inaugural event at the San Francisco 49ers' new venue, Levi's Stadium, on Sept. 2, 2014. That event drew a crowd of 48,765.

During the 2010 season, Crowley was instrumental in helping to bring Tottenham Hotspur to San Jose for a friendly on July 17, 2010, a match that drew a sellout crowd as well as a national television audience on ESPN.

Under Crowley's leadership in 2009, the Earthquakes signed a multi-million dollar sponsorship deal with Amway. He also played a key role in bringing the Night of Champions to San Francisco, a doubleheader featuring the Earthquakes and Columbus Crew followed by FC Barcelona and Chivas de Guadalajara at Candlestick Park. The event drew the largest Bay Area soccer crowd since the 1999 Women's World Cup with 61,572 fans attending.

Michael Crowley also served as president of the Oakland Athletics. The 2016 season marked Crowley's 19th year with the Athletics organization and his 18th as president after being named to the position on Sept. 28, 1998. His tenure as president was the longest in Oakland history. Crowley was responsible for the overall day-to-day functioning of the Athletics organization both on the business and baseball sides of the operation.

After spending three years in the San Jose office of Price Waterhouse and nine years with I.C.I./Fuller O'Brien Paints, Crowley joined the Athletics organization in July 1997 as vice president and chief financial officer. Considered a key figure in the A's resurgence as one of baseball's premier franchises, Crowley was committed to fielding a championship-caliber team with homegrown talent. He worked closely with General Manager Billy Beane on key player decisions and issues relating to the baseball operations overall objectives and philosophies.

Crowley has also served on the Bay Area's Board of Trustees of KIPP schools, which aims to create a respected, influential and nationwide family of schools that are successful in helping educationally underserved students develop the knowledge, skills and character to succeed in college and the competitive world beyond. He also served on the board of top business executives and community leaders which attempted to land the 2012 Summer Olympic Games in the Bay Area. Crowley has been named to the advisory board for the Institute of Sports Law and Ethics, as well as the President's Intercollegiate Athletics Commission at Santa Clara University.

A native Californian, Crowley graduated from the University of Notre Dame in 1985 with a degree in business administration with an emphasis in accounting. He earned his MBA from Duke's Fuqua School of Business in 1992. In November of 2002, Crowley was named one of Street & Smith's Sports Business Journal's "40 Under 40," honoring the nation's top sport executives under the age of 40.

He resides in Los Gatos, Calif. with his wife, Kathy. The Crowleys have three children.

EXECUTIVE STAFF

KATIE HALL - BOARD MEMBER

SECOND SEASON



Katie Hall is chief executive officer and co-chief investment officer of Hall Capital Partners LLC which she founded in 1994. She is a member of the firm's Executive Committee and Investment Review Committee. She is entering her second season as a member of the Earthquakes Board of Directors.

Previously, Ms. Hall was a general partner of Laurel Arbitrage Partners, a risk arbitrage investment partnership that she founded in 1989. Prior to that, she was a General Partner of HFS Management Partners (predecessor to Farallon Capital Partners), HFS Partners I and Hellman & Friedman. Ms. Hall began her career at Morgan Stanley where she worked in both the risk arbitrage and mergers and acquisitions departments.

Currently, Ms. Hall is the chair of the board of trustees of Princeton University. She also serves on the board of trustees of The Andrew W. Mellon Foundation and is a member of the Federal Reserve Bank's 12th District Economic Advisory Council. Additionally, she is a member of the investment committee of the Smithsonian Institution and the San Francisco Museum of Modern Art (SFMOMA). She also serves on the board of directors of NextGen Climate Action and NextGen Climate America.

She previously served as the chair of the board of directors of the Princeton University Investment Company (PRINCO) from 2008 to 2011 and as a director from 1998 to 2011. She also served on the boards of Juma Ventures, Larkin Street Youth Center, Mills College, San Francisco Ballet Association, San Francisco Day School, St. Ignatius College Preparatory, Stanford Management Company, Thacher School and Yerba Buena Center for the Arts, as well as the board and investment committee of the UCSF Foundation. Additionally, she was a director of the American Century Mountain View Funds from 2002 to 2007.

Ms. Hall graduated cum laude from Princeton University with an A.B. in Economics and earned an M.B.A. from Stanford Graduate School of Business.

THE CLUB

2016 REVIEW

CLUB HISTORY

OPPONENTS

MEDIA INFO

EXECUTIVE STAFF

THE CLUB



DAVE KAVAL - PRESIDENT SEVENTH SEASON

Dave Kaval was hired as the president of the San Jose Earthquakes in October of 2010. He oversees the business and technical sides of the franchise and also sits on the Earthquakes Board of Directors. As of Nov. 17, 2016, Kaval has also served as the president of Major League Baseball's Oakland Athletics.

Kaval was instrumental in the opening of Avaya Stadium, the Bay Area's first soccer-specific venue after the culmination of 40 years of professional soccer in the South Bay. During its inaugural season, Avaya Stadium sold out all 15 regular season matches and three non-MLS soccer contests. The Quakes' \$100 million, privately-financed venue hosted Manchester United of the English Premier League, Club America of Liga MX and the U.S. Women's National Team prior to departing for the 2015 FIFA Women's World Cup.

Kaval's tenure has been filled with memorable moments, ranging from a Guinness World Record for the largest participatory groundbreaking ceremony to a 2012 Supporters' Shield. He was also a Silicon Valley Business Journal 40-Under-40 recipient in 2012 and signed a deal with the San Francisco 49ers to play the first-ever event at Levi's® Stadium on Aug. 2, 2014.

Since Kaval signed on, the club has seen a significant boost in ticket sales, merchandise and sponsorship revenue. Even before the Earthquakes broke ground on their new home, luxury suites for Avaya Stadium were sold out. The team also hit a major milestone on June 25, 2016 with 50,816 on hand for a 3-1 Earthquakes win against the LA Galaxy at Stanford Stadium, the largest non-doubleheader attendance in club history. The Quakes have sold out the annual California Clasicos at Stanford each of the last five years.

Kaval led the club's reunification in 2014, culminating with the unveil of a new logo and jerseys on Jan. 30 at San Pedro Square Market in Downtown San Jose. After nearly two years of focus groups, research and studies, Kaval and his team brought all generations of Earthquakes fans together with a logo that gave tribute to the many iterations of professional soccer the Bay Area has hosted since 1974.

Prior to joining the Earthquakes, Kaval founded the Golden Baseball League in 2003 with fellow Stanford Business School graduate Amit Patel. Kaval was responsible for raising the initial capital to launch the league and attracted a number of investors from around the country to fund the venture. He also negotiated a number of major corporate partnerships, including the multi-million dollar league naming rights agreement with Safeway. Kaval served as the President of the Yuma Scorpions, Long Beach Armada and Chico Outlaws teams, as well as the Arizona Winter League. The Golden Baseball League included 12 teams in three different countries. Under Kaval's leadership, the league turned an operating profit in multiple years.

In addition to his time with the Golden Baseball League, Kaval worked at Key Bank, served as a Business Analyst for Accenture, and was the Director of Business Development for Sparks.com. Kaval has also spent time in the Office of the President of the United States on the budget for National Security. He is a recognized expert by the Superior Court of the State of California on the subject of minor league baseball and the business of professional sports. He lectures in a variety of programs at Stanford University, including the Graduate School of Business, and is a Vice Chairman of the San Jose Sports Authority.

A native of Cleveland, Ohio, Kaval earned a B.A. in 1998 and an M.B.A. in 2003 from Stanford University. He currently resides in Menlo Park with his wife and two daughters.

2016 REVIEW

CLUB HISTORY

OPPONENTS

MEDIA INFO

EXECUTIVE STAFF

JARED SHAWLEE - COO

NINTH SEASON



Jared Shawlee was hired as the chief operating officer of the San Jose Earthquakes in November of 2016. He oversees the business side of the club and has played a crucial role in the team's rapid rise in ticket and sponsorship sales. He was honored as Major League Soccer's Corporate Partnerships Executive of the Year at the end of the 2015 season.

Shawlee served as the Earthquakes' Vice President of Sales and Strategy from October 2013 to November 2016, during which he secured major partnerships with Sutter Health and Avaya on a jersey sponsorship and stadium naming rights deal, respectively, among others.

Shawlee began his career working for the Oakland Athletics in ticket sales from 2005 to 2007, following his graduation from Cal Poly San Luis Obispo. A lifelong fan of the Earthquakes and Clash, he was among the first employees hired by the team upon its return to Major League Soccer in 2008, helping identify and negotiate corporate partnerships. Shawlee was crucial in securing Amway as the team's first-ever jersey sponsor in 2009 and was promoted to Director of Corporate Partnerships at the end of the season, where he remained until May of the following year.

Shawlee left the Quakes to pursue an MBA from the University of Notre Dame's Mendoza College of Business. While in South Bend, he was recruited by newly appointed club President Dave Kaval to return upon graduation and moved back to San Jose in May of 2011 as the Senior Director of Ticket Sales. Shawlee immediately began preparations for the club's first-ever match at Stanford Stadium and helped lead efforts to sell nearly 30,000 additional tickets in his first two months.

He was promoted to Vice President of Ticket Sales and Strategy in Nov. 2012 and saw the Quakes' season ticket base nearly triple during his tenure to 13,000 in 2016. He also negotiated the agreement between the Earthquakes and Levi's® Stadium for the venue's inaugural match in 2014 as well as the two organizations' goal to bring large international soccer matches to the Bay Area.

A native of San Jose, Shawlee frequented Clash matches at Spartan Stadium as well as 1994 FIFA World Cup contests at Stanford Stadium. He holds a bachelor's degree in marketing and finance from Cal Poly and an MBA from Notre Dame. He currently resides in Willow Glen with his wife, Ashley, and daughter, Montana, and is a passionate supporter of Operation Care and Comfort and the Positive Coaching Alliance.

THE CLUB

2016 REVIEW

CLUB HISTORY

OPPONENTS

MEDIA INFO

TECHNICAL STAFF

THE CLUB



JESSE FIORANELLI - GENERAL MANAGER

FIRST SEASON

2016 REVIEW

player scouting, match analysis, player-centric development and recruitment for the first team and youth system. Fioranelli was also responsible for further expanding Roma's market intelligence and relationship network throughout Europe and Latin America with clubs, agents and federations, including player-development collaboration with Germany's National Team ahead of Euro 2016.

With Fioranelli on staff, Roma finished third in Serie A during the 2015-16 season with a 23-4-11 record, earning a spot in the 2016-17 UEFA Champions League Playoff round. That season, the club scored the most goals (83) and suffered the fewest defeats (4) of any team in Italy's top division. Roma sits in second place in Serie A so far during the 2016-17 season with a 12-4-2 record at the time of his departure from the club.

CLUB HISTORY

Prior to joining Roma, Fioranelli was the head of analysis for Lazio from July 2012 to June 2015. In his role, Fioranelli oversaw player and match analysis, scouting and recruitment efforts for the Italian club. He also worked closely with the SS Lazio Academy and recruited the academy's director. During his stint with Lazio, the Rome-based club won the 2012-13 Coppa Italia, qualified for the 2013-14 UEFA Europa League, and finished third in Serie A in 2014-15 (21-11-6), resulting in qualification for the 2015-16 UEFA Champions League Playoff round. The club's third-place finish that season was their highest since 2006-07 and their 69 points earned is their highest ever since Serie A expanded to a 38-game schedule in 2002.

For seven months prior to his stint with Lazio, Fioranelli was the head of analysis for Samsunspor of the Turkish first division. During this brief time with the Turkish club, Fioranelli was responsible for player scouting during the 2011-12 winter transfer market and conducted pre and post-game video analysis of every match.

OPONENTS

In addition to his extensive background on the team side, Fioranelli also possesses more than six years of experience as a player agent at stock-listed soccer management firm First Artist Plc (London AIM) as well as at the FIO Agency. He represented clients and concluded player transfers throughout Europe, North America and Latin America. Fioranelli also has experience in the private insurance industry, serving high-net-worth and ultra-high-net-worth clientele as a business manager for Zurich Private Banking Solutions throughout Italy and Monte Carlo for one year.

MEDIA INFO

After attending Towson High School in Maryland, Fioranelli attended Franklin College in Switzerland and obtained an MBA from the University of Wales. His recent publication, *Why Invest in Italian Football*, received special recognition by the Italian Football Federation, FIGC. Fioranelli also delivered the keynote at various sporting conferences in Europe and speaks English, French, German, Italian and Spanish.

TECHNICAL STAFF

CHRIS LEITCH - TECHNICAL DIRECTOR

THIRD SEASON



Chris Leitch was promoted to the club's technical director in August of 2015, where he works on all aspects of scouting, player acquisition and salary cap and roster management. Leitch served as the interim general manager for the Quakes from August 2016 until January 2017.

In 2016 he played a fundamental role in establishing the USL affiliation with Reno 1868 FC in which the Earthquakes oversee the technical direction of the club. Leitch hired Reno's general manager Andy Smith and appointed Ian Russell as the head coach.

Leitch previously served as the technical director for the Earthquakes Youth Development Academy from 2012 to 2015 and helped transform the Quakes' youth system into one of the premier academies in the nation, which now has upwards of 100 players.

Leitch also spearheaded the club's effort to bring in experienced coaches in Paul Holocher and Andre Luiz Moreira to continue the academy's ascent following the 2015 season. He continues to oversee the youth academy as part of his current role. Additionally, Leitch received his Elite Formation Coaching License as part of Major League Soccer's partnership with the French Football Federation.

Before joining the Quakes front office, Leitch played professionally in Major League Soccer from 2002 to 2011, beginning his career with Columbus Crew SC. He made a total of 196 appearances during his 10-year career, tallying 14 assists. Leitch helped lead the New York Red Bulls to their first MLS Cup Final appearance in 2008 and later signed with the Earthquakes in 2009, playing in 58 matches with the club over the next three seasons. He was the Earthquakes Defensive Player of the Year in 2009 and helped the Quakes reach the conference final in 2010.

Leitch experienced success at the college level as well, captaining the University of North Carolina to a National Championship in 2001, setting school records for career games played (88) and starts (87) in the process.

THE CLUB

2016 REVIEW

CLUB HISTORY

OPPONENTS

MEDIA INFO

TECHNICAL STAFF

THE CLUB



DOMINIC KINNEAR - HEAD COACH

THIRD SEASON

Former U.S. international Dominic Kinnear is one of four coaches in league history to win multiple MLS Cups. He led the Houston Dynamo to titles in 2006 and 2007 and was an assistant coach for the Earthquakes' championships in 2001 and 2003. In 2005, Kinnear won the first Supporters' Shield in club history. He also ranks third all-time in MLS Cup Playoff wins with 15 and has reached the post-season in nine of his 13 seasons as a head coach.

2016 REVIEW

Kinnear began his coaching career as an assistant for the Earthquakes in 2001 and helped the club to MLS Cups in 2001 and 2003. Following his successful transition to the sidelines, he was named the club's sixth head coach in 2004 and led the team to the MLS Cup Playoffs during his first season at the helm. One year later, he engineered one of the best regular seasons in MLS history, claiming the Supporters' Shield with an 18-4-10 clip – still the league record for fewest losses in a season. He closed that campaign on a 14-game unbeaten streak, which ranks eighth all-time. For his efforts, Kinnear was named MLS Coach of the Year.

CLUB HISTORY

He remained with the team after its relocation to Houston and immediately continued the winning ways he established in San Jose with MLS Cup championships in 2006 and 2007. He is one of just two head coaches in league history to win back-to-back titles, joining Bruce Arena. Kinnear also led the Dynamo to MLS Cup Finals in 2011 and 2012, conference championship games in 2009 and 2013 and CONCACAF Champions League Quarterfinals in 2008-09 and 2012-13. He compiled a 112-88-86 record during his nine years with Houston and reached the post-season in seven of those nine years.

Prior to his coaching career, Kinnear spent 12 years as a professional soccer player. His first team was the San Francisco Bay Blackhawks, where he spent three seasons and won a title in 1991. After seasons with the San Jose Hawks in 1993 and the Fort Lauderdale Strikers in 1994, Kinnear signed with Necaxa of the Mexican First Division and helped lead them to the Mexican Cup in 1995. He then signed with the APSL's Seattle Sounders, where he again was part of a championship team.

OPPONENTS

Kinnear was part of Major League Soccer's debut season in 1996, making 14 appearances for the Colorado Rapids. He returned to the Bay Area on Jan. 7, 1997 in an offseason trade that sent Kinnear to what was then the San Jose Clash along with a second round pick in the 1997 MLS SuperDraft in exchange for Paul Bravo and Rafael Amaya. He scored two goals and had four assists in 28 games for the Clash that season, and then closed his playing career with three seasons for the Tampa Bay Mutiny from 1998-00. Kinnear served as the Mutiny's captain in 1999 and led them to the playoffs that season.

His international career included 54 caps for the U.S. national team, with nine goals and two assists. His best year in a national team jersey was 1993, when he led the team in scoring with seven goals and one assist. He was captain of the national team for its match against his native Scotland on May 17, 1992, in Denver, Colorado.

MEDIA INFO

A native of Glasgow, Scotland, Kinnear moved to California at age three and grew up in Fremont, California. He is married to Colleen and they have three children: David, Sophia and Grace. In his spare time, Kinnear enjoys watching his children play soccer and listening to music. His favorite bands include Robert Cray, U2 and Alice in Chains.

TECHNICAL STAFF



STEVE RALSTON - ASSISTANT COACH

THIRD SEASON

Steve Ralston enters his third year with the Earthquakes after four years as an assistant coach with the Houston Dynamo, originally joining Kinnear on the sidelines in July of 2010 following his retirement from professional soccer. The Dynamo reached the MLS Cup Playoffs three times during Ralston's tenure, including back-to-back trips to the MLS Cup Final in 2011 and 2012 and an appearance in the Eastern Conference Final in 2013.

A native of St. Louis, Ralston retired as the all-time MLS leader in assists (135), games played (378), starts (372), and minutes played (33,143). As a midfielder, he played in four MLS Cup finals for New England and was named an MLS All-Star seven times. He received MLS Best XI recognition three times during his 15-year career and is the only three-time recipient of the MLS Fair Play Award in league history.

On the international level, Ralston appeared 36 times for the United States national team and scored four goals, including the game-winning goal against Mexico on Sept. 3, 2005, as the United States clinched qualification for the World Cup. He was an alternate for the World Cup squad but has represented the United States at the Gold Cup three times, including championship squads in 2005 and 2007.



JOHN SPENCER - ASSISTANT COACH

FIRST SEASON

John Spencer joined the Earthquakes ahead of the 2017 season. Prior to joining the Earthquakes, Spencer was an assistant coach for the Colorado Rapids in 2016, where he helped the club earn the second best record in Major League Soccer (15-6-13) and reach the Western Conference Finals for the first time since 2006. The Rapids improved their goal differential from -10 in 2015 (t-3rd worst in MLS) to +7 (5th best) in 2016 with Spencer on staff.

Before entering the coaching ranks, Spencer was a decorated player, featuring for sides such as Rangers, Chelsea, Queens Park Rangers, Everton and Motherwell before finishing his career with the Colorado Rapids. One of the MLS' top strikers in the early 2000s, Spencer finished with 37 goals and 17 assists in 88 appearances from 2001-04. During his first season with the Rapids in 2001, he was named to the MLS Best XI, after tallying 14 goals and seven assists in 22 matches. He was once again named to the MLS Best XI and was a finalist for the MLS MVP Award in 2003 after scoring a team-high 14 goals and adding five assists.

Spencer began his coaching career as an assistant on Kinnear's staff in Houston from 2006-10. With Spencer aboard, the Dynamo won back-to-back MLS Cups in 2006 and 2007. From 2006-09, the Dynamo ranked at or near the top of the league defensively, and in 2007, allowed a league-best 23 goals in 30 games, five fewer than any other squad.

THE CLUB

2016 REVIEW

CLUB HISTORY

OPPONENTS

MEDIA INFO

TECHNICAL STAFF

THE CLUB



TIM HANLEY - GOALKEEPER COACH ELEVENTH SEASON

Tim Hanley returns to San Jose for his 11th season as the goalkeeper coach. The 17-year coaching veteran and Bay Area native spent three seasons with the Clash from 1997-99 and then five seasons with the Earthquakes from 2001-05. He helped the club to MLS Cup titles in 2001 and 2003 and was part of San Jose's first Supporters' Shield run in 2005. He then spent eight years with the Houston Dynamo, including their first two seasons in 2006-07 and then six more from 2009-14.

Hanley coached three Goalkeeper of the Year winners in a four-year span from 2002-05 (Joe Cannon 2002; Pat Onstad 2003, 2005). He also coached in the A-League, the Premier Development League and at Stanford University (2002-05).

As a player, Hanley played six seasons in the United States and the United Kingdom. He began his career training with Blackpool and Coventry City in England, then returned to the United States to play in the North American Soccer League. He played with the Tampa Bay Rowdies, San Jose Earthquakes and Golden Bay Earthquakes, sandwiched around a stint at Scottish club Hibernian.

2016 REVIEW

CLUB HISTORY



GREG TELLA - FITNESS COACH EIGHTH SEASON

Greg Tella enters his eighth season as the fitness coach for the Earthquakes. Tella is a certified soccer-specific speed and agility trainer. He spent time working from 2005-07 at Speed Trainers USA, where he worked with clientele of all age groups, both individually as well as in group settings.

Starting in 2008, Tella has worked with Mustang Soccer Club in Danville as a trainer for both U-15 and U-17 boys level premier teams.

Tella played soccer for most of his life and enjoyed success at the club level with Fremont Celtic, and later at the U-23 level with the La Jolla Nomads in the San Diego area. Tella went to the University of San Diego on a full soccer scholarship and played from 1995-98.

OPPONENTS

MEDIA INFO

TECHNICAL STAFF



RON SHINAULT - HEAD ATHLETIC TRAINER

THIRD SEASON

Ron Shinault enters his third season with the San Jose Earthquakes, holding 15 years of experience from the collegiate and professional levels, most recently as the Director of Sports Medicine for the University of San Francisco from 2008-2015. While working in this position, Ron worked with the Men's Soccer Team, served as the Head Athletic Trainer of the USL-1 California Victory professional soccer franchise and served on the athletic training staff of the US Soccer U-15 National Team.

In addition to working with the USF Dons Men's and Women's Basketball programs during his tenure at USF, Ron oversaw the 15 Division I sports and the expansion of the staff from to include seven Certified Athletic Trainers for 240 student-athletes. Prior to this position, he interned with with the New England Patriots (2000), worked as a athletic trainer for the football team at Florida State University (2002-04), the men's basketball program at the University of Georgia(2004-06) and at USF (2006-08) in an assistant athletic trainer role before being promoted to the Director of Sports Medicine.

A native of Atlanta, Georgia, Shinault is a 2001 graduate of the University of Georgia with a degree in Exercise and Sport Science and received his Master's in Sports Management from Florida State in 2003. He is a Certified Athletic Trainer (ATC) and member of the National Association of Athletes Trainers (NATA) as well as serving as a mentor for the Ethnic Diversity Advisory Council. In his spare time he enjoys adventure travel and cycling.



DEREK LAWRANCE - ASSISTANT TRAINER

FIFTH SEASON

Derek Lawrance enters his fifth season with the Earthquakes as the assistant athletic trainer after joining the club in January of 2013.

Lawrance began his career with an internship at D.C. United before accepting a position as assistant athletic trainer at Elon University in North Carolina. He worked with the school's men's soccer and softball from 2008-11, eventually moving back to Major League Soccer with a position as the assistant athletic trainer for Chivas USA in 2012.

Prior to his professional experience, Lawrance graduated with a degree in athletic training from James Madison University in 2006. He went on to complete his master's in exercise science at Georgia Southern University in 2008. Lawrance was also a collegiate soccer player at Emory and Henry College from 2001-03.



BAKER CRONIN - ASSISTANT TRAINER

SECOND SEASON

Baker Cronin enters his second season with the Earthquakes as the assistant athletic trainer after joining the club ahead of the 2016 season.

Cronin earned his Master of Science in Neuromechanics from Oregon Sate University in 2015 and joined the Earthquakes from Cal where he worked with the men's soccer and track and field programs. Cronin has also worked at the collegiate level with cross country, ice hockey and wrestling, and interned with the New York Giants.

He earned his undergraduate degree in athletic training from the University of Michigan in 2013.

THE CLUB

2016 REVIEW

CLUB HISTORY

OPPONENTS

MEDIA INFO

TECHNICAL STAFF

THE CLUB



VASSILI CREMANZIDIS - ANALYST, SCOUTING & PERFORMANCE SECOND SEASON

Vassili Cremanzidis joined the Earthquakes after two and a half seasons with the Montreal Impact as the team's performance analyst. With the Impact, Cremanzidis was responsible for self-scouting as well as scouting the opposition and also worked with the fitness coach on player monitoring and tracking.

Cremanzidis graduated with his master's degree in sports industry management from Georgetown University (2013) after receiving his bachelors degree in commerce in 2011 from Concordia University in Montreal.

2016 REVIEW



ANDY DUNBAR - EQUIPMENT MANAGER THIRD SEASON

Andy Dunbar enters his third season as the equipment manager for the Earthquakes, overseeing the day-to-day maintenance and upkeep of the team's kit. Dunbar joined the Quakes after five seasons as the head equipment manager for the Carolina Railhawks of the NASL from 2010-2014. After interning with the Railhawks operations department in 2009, Dunbar was promoted to head equipment manager the following season.

A soccer enthusiast growing up, Dunbar possesses a degree in sport management from North Carolina State University. A native of Raleigh, North Carolina, he currently resides in Campbell.

CLUB HISTORY



ERIC WEBER - ASSISTANT EQUIPMENT MANAGER THIRD SEASON

Eric Weber enters his third season as the assistant equipment manager for the Earthquakes. Weber is a 2014 graduate of East Carolina University and holds a degree in illustration.

Weber's two greatest passions are soccer and drawing. Originally from Raleigh, North Carolina, he currently resides in San Jose.

OPPONENTS

MEDIA INFO

COMMUNITY OUTREACH

The San Jose Earthquakes are committed to serving the northern California community both on and off the field. The team's foundation, the Quakes Foundation, was created in 2008. The team's main focus with its community endeavors is to raise awareness among local youth about healthy lifestyles and the importance of staying active. The Earthquakes also have community programs that focus on serving the local Hispanic community. For the most up-to-date information on community programs offered by the Earthquakes, please visit www.sjearthquakes.com.

Get Earthquakes Fit Presented by Sutter Health

Following the Earthquakes jersey deal with Sutter Health, the program considerably expanded in 2016 to include input from the club's new partners and their doctors. More schools were targeted to benefit from the program, while visits from both doctors and players are planned. The expansion of the GEF program is a key component of Sutter Health's partnership with San Jose.

Earthquakes Kicks for Kids Program

The Kicks for Kids program gives businesses, corporations and individuals the opportunity to provide San Jose Earthquakes tickets to non-profit organizations that serve at-risk and underprivileged children and families throughout the Bay Area. The Kicks for Kids program gives children the chance to experience the excitement of Major League Soccer and demonstrates the importance of teamwork, determination and sportsmanship. In 2015, the Earthquakes and their partners brought many at-risk and underprivileged youngsters to the stadium for soccer matches by donating over 11,000 tickets. Kicks for Kids sponsors receive a variety of valuable advertising benefits, including recognition in the official match program and in-stadium exposure.

MLS W.O.R.K.S. Humanitarian of the Year Award

Every season, Major League Soccer acknowledges the philanthropic endeavors of an Earthquakes player in conjunction with the league's continuing commitment to the San Jose community.



Fatai Alashe (above) helped bring soccer equipment to the East San Jose YMCA.

Childhood Cancer Awareness Month

In September 2015, all four Earthquakes home matches recognized and honored children fighting cancer, while celebrating those who have defeated the disease and organizations working to find a cure. San Jose partnered with the St Baldrick's Foundation, Lucille Packard's Children's Hospital, the Leukemia & Lymphoma Society and the Austen Everett Foundation and hosted children from each group. This saw children participate in a high-five tunnel as players walked onto the field, while each group had a booth set up in the 7UP Epicenter where fans learned more about childhood cancer. The Earthquakes Community Fund also distributed team memorabilia to participants. San Jose players and coaching staff wore Childhood Cancer Awareness apparel throughout the month.

Donation Requests

The San Jose Earthquakes have made merchandise available to registered 501(c)3 organizations for use at fundraisers and auctions. For consideration, please email community relations manager Marissa Silver at msilver@sjearthquakes.com. Please note that all donation requests must be submitted in writing at least six (6) weeks prior to the date of your event.



Shea Salinas (above) receiving the 2015 Andrew Bedard Spirit of the Game Award.



Harlem Clemons, the Quakes honorary captain against Real Salt Lake on September 27, 2015, was celebrated pregame for defeating cancer.

THE CLUB

2016 REVIEW

CLUB HISTORY

OPPONENTS

MEDIA INFO



2016 IN REVIEW



CHRIS WONDOLOWSKI

TM

2016 FINAL STATISTICS

FINAL 2016 REGULAR SEASON INDIVIDUAL STATS

UNF	POS	PLAYER	GP	GS	MIN	G	A	SHT	SOG	FC	FS	OFF	CK	C	E
8	F	Chris Wondolowski	30	30	2697	12	3	78	31	21	18	21	0	0	0
49	M	Simon Dawkins	29	28	2402	5	2	64	18	29	31	3	46	3	1
91	M	Alberto Quintero	30	29	2230	3	4	28	9	25	81	2	17	4	1
25	F	Quincy Amarikwa	23	22	1699	3	3	50	12	55	52	16	0	0	0
27	M	Fatai Alashe	28	27	2335	3	1	19	9	41	23	2	0	8	0
19	F	Chad Barrett	20	3	531	2	1	17	7	4	4	8	3	1	0
6	M	Shea Salinas	33	8	1223	1	5	19	9	12	8	5	43	0	0
30	M	Anibal Godoy	23	23	1941	1	2	28	9	45	57	0	28	7	2
5	D	Victor Bernardez	33	33	2835	1	1	13	2	40	24	2	0	5	0
14	F	*Adam Jahn	10	0	95	1	0	3	1	3	3	1	0	0	0
7	F	Cordell Cato	21	15	1391	0	2	9	3	9	18	1	0	0	0
18	D	Kip Colvey	4	3	315	0	1	0	0	1	3	0	0	0	0
4	D	Marvell Wynne	32	31	2769	0	1	0	0	22	16	1	0	3	0
3	D	Jordan Stewart	15	14	1221	0	1	8	2	15	31	0	0	4	0
10	M	*Matias Perez Garcia	14	9	752	0	1	12	2	6	28	0	32	2	0
10	F	Henok Goitom	8	3	416	0	1	14	2	6	6	2	0	1	0
1	G	David Bingham	34	34	3015	0	0	0	0	0	0	0	0	2	0
20	D	Shaun Francis	18	17	1524	0	0	6	2	25	8	2	0	4	0
2	D	Kofi Sarkodie	13	12	1043	0	0	2	1	11	10	1	0	0	0
17	M	*Darwin Ceren	12	9	891	0	0	16	2	17	17	0	0	3	0
32	D	Andres Imperiale	11	10	869	0	0	4	1	9	5	1	0	2	0
22	M	Tommy Thompson	17	9	825	0	0	12	5	10	14	1	0	2	0
21	D	Clarence Goodson	2	2	180	0	0	1	0	3	1	0	0	0	0
38	M	Matheus Silva	4	2	139	0	0	1	0	3	3	0	0	1	0
11	F	Innocent	6	1	115	0	0	5	1	1	3	0	0	0	0
28	G	Andrew Tarbell	1	0	45	0	0	0	0	0	0	0	0	0	0
35	G	Bryan Meredith	0	0	0	0	0	0	0	0	0	0	0	0	0
33	M	Marc Pelosi	0	0	0	0	0	0	0	0	0	0	0	0	0
12	F	Mark Sherrod	0	0	0	0	0	0	0	0	0	0	0	0	0
99	M	Sanna Nyassi	0	0	0	0	0	0	0	0	0	0	0	0	0
24	F	Steven Lenhart	0	0	0	0	0	0	0	0	0	0	0	0	0
Team totals			34	34	3060	32	29	408	128	413	482	69	169	52	4
Opponent totals			34	34	3060	40	34	410	148	482	413	52	163	57	4

GAME-WINNING GOALS: Chris Wondolowski 2, Simon Dawkins 2, Fatai Alashe 2, Quincy Amarikwa 1, Anibal Godoy 1
GAME-WINNING ASSISTS: Alberto Quintero 3, Shea Salinas 1, Matias Perez Garcia 1, Cordell Cato 1, Quincy Amarikwa 1
PENALTY KICK GOALS/ATTEMPTS: Chris Wondolowski 3-5

SAN JOSE EARTHQUAKES INDIVIDUAL GOALKEEPING

UNF	POS	GOALKEEPER	GP	GS	MIN	SHTS	SV	GA	GAA	PG	PA	W	L	T	SO
1	G	David Bingham	34	34	3015	146	106	39	1.16	4	4	8	12	14	8
28	G	Andrew Tarbell	1	0	45	2	1	1	2.00	1	1	0	0	0	0
Team totals			34	34	3060	148	107	40	1.18	5	5	8	12	14	8
Opponent totals			34	34	3060	128	95	32	0.94	3	5	12	8	14	11

* = Played with other teams in 2016. Only San Jose Earthquakes statistics listed here.



THE CLUB

2015 REVIEW

CLUB HISTORY

OPPONENTS

MEDIA INFO

2016 RESULTS

Regular Season Record: 8-12-14, 38 points

Home: 7-3-7; **Away:** 1-9-7

Overall 2016: 9-13-15; **Friendly:** 1-1-0; **US Open Cup:** 0-1-0; **CCL:** 0-0-0

Date	Opponent	Score	Result	Record	Attend.	Pts.
March 6	COLORADO RAPIDS	1-0	W	1-0-0	18,000	3
March 13	PORTLAND TIMBERS	2-1	W	2-0-0	18,000	6
March 19	at LA Galaxy	1-3	L	2-1-0	25,667	6
April 2	D.C. UNITED	1-1	T	2-1-1	18,000	7
April 9	at FC Dallas	2-2	T	2-1-2	13,386	8
April 13	NEW YORK RED BULLS	2-0	W	3-1-2	18,000	11
April 16	at Portland Timbers	1-3	L	3-2-2	21,144	11
April 24	SPORTING KANSAS CITY	1-0	W	4-2-2	18,000	14
April 30	at Philadelphia Union	1-1	T	4-2-3	16,079	15
May 7	at Seattle Sounders FC	0-2	L	4-3-3	39,570	15
May 11	HOUSTON DYNAMO	3-1	W	5-3-3	18,000	18
May 18	\$ REAL SOCIEDAD	2-1	W	--	15,697	--
May 22	at LA Galaxy	1-1	T	5-3-4	27,167	19
May 28	FC DALLAS	0-0	T	5-3-5	18,000	20
June 1	at Portland Timbers	0-1	L	5-4-5	21,144	20
June 14	# at Portland Timbers	0-2	L	--	16,834	--
June 18	at Orlando City SC	2-2	T	5-4-6	37,194	21
June 25	* LA GALAXY	1-1	T	5-4-7	50,816	22
July 1	at Chicago Fire	0-1	L	5-5-7	16,487	22
July 8	FC Dallas	0-1	L	5-6-7	18,000	22
July 16	TORONTO FC	2-1	W	6-6-7	18,000	25
July 22	at Real Salt Lake	1-1	T	6-6-8	19,842	26
July 31	at Houston Dynamo	1-1	T	6-6-9	15,045	27
Aug. 5	NEW YORK CITY FC	0-0	T	6-6-10	18,000	28
Aug. 12	at Vancouver Whitecaps FC	2-1	W	7-6-10	22,120	31
Aug. 19	HOUSTON DYNAMO	1-2	L	7-7-10	18,000	31
Aug. 24	NEW ENGLAND REVOLUTION	0-0	T	7-7-11	18,000	32
Aug. 27	at Columbus Crew	0-2	L	7-8-11	20,031	32
Sept. 3	\$ PACHUCA	3-4	L	--	15,011	--
Sept. 10	SEATTLE SOUNDERS FC	1-1	T	7-8-12	18,000	33
Sept. 17	at Colorado Rapids	0-0	T	7-8-13	17,645	34
Sept. 24	SPORTING KANSAS CITY	1-2	L	7-9-13	18,000	34
Sept. 28	at Montreal Impact	1-3	L	7-10-13	16,318	34
Oct. 1	REAL SALT LAKE	2-1	W	8-10-13	18,000	37
Oct. 13	at Colorado Rapids	1-2	L	8-11-13	13,516	37
Oct. 16	VANCOUVER WHITECAPS FC	0-0	T	8-11-14	18,000	38
Oct. 23	at Sporting Kansas City	0-2	L	8-12-14	20,371	38

Bold – Home Game

* Match at Stanford Stadium; # U.S. Open Cup Fourth Round; \$ Friendly at Avaya Stadium

THE CLUB

2015 REVIEW

CLUB HISTORY

OPPONENTS

MEDIA INFO

2016 MLS STANDINGS & STATS

FINAL 2016 MLS STANDINGS

THE CLUB

2015 REVIEW

CLUB HISTORY

OPPONENTS

MEDIA INFO

Eastern Conference	--- OVERALL ---						--- HOME ---						--- ROAD ---					
	GP	W	L	T	PTS	GF	GA	W	L	T	GF	GA	W	L	T	GF	GA	
New York	34	16	9	9	57	61	44	13	2	2	36	17	3	7	7	25	27	
New York City FC	34	15	10	9	54	62	57	8	3	6	35	28	7	7	3	27	29	
Toronto FC	34	14	9	11	53	51	39	8	3	6	28	17	6	6	5	23	22	
D.C. United	34	11	10	13	46	53	47	9	4	4	35	18	2	6	9	18	29	
Montreal	34	11	11	12	45	49	53	7	5	5	31	29	4	6	7	18	24	
Philadelphia	34	11	14	9	42	52	55	8	5	4	30	24	3	9	5	22	31	
New England	34	11	14	9	42	44	54	9	4	4	26	19	2	10	5	18	35	
Orlando City SC	34	9	11	14	41	55	60	6	4	7	31	28	3	7	7	24	32	
Columbus	34	8	14	12	36	50	58	6	3	8	31	25	2	11	4	19	33	
Chicago	34	7	17	10	31	42	58	6	3	8	26	21	1	14	2	16	37	

Western Conference	GP	W	L	T	PTS	GF	GA	W	L	T	GF	GA	W	L	T	GF	GA
FC Dallas	34	17	8	9	60	50	40	12	1	4	33	12	5	7	5	17	28
Colorado	34	15	6	13	58	39	32	11	0	6	20	7	4	6	7	19	25
Los Angeles	34	12	6	16	52	54	39	8	1	8	32	18	4	5	8	22	21
Seattle	34	14	14	6	48	44	43	10	5	2	22	12	4	9	4	22	31
Sporting KC	34	13	13	8	47	42	41	10	4	3	30	19	3	9	5	12	22
Real Salt Lake	34	12	12	10	46	44	46	8	1	8	22	14	4	11	2	22	32
Portland	34	12	14	8	44	48	53	12	3	2	35	21	0	11	6	13	32
Vancouver	34	10	15	9	39	45	52	6	5	6	28	22	4	10	3	17	30
San Jose	34	8	12	14	38	32	40	7	3	7	18	12	1	9	7	14	28
Houston	34	7	14	13	34	39	45	5	5	7	23	21	2	9	6	16	24

GOALS				GAME-WINNING ASSISTS				CORNER KICKS				
PLAYER	TEAM	GP	G	PLAYER	TEAM	GP	GWA	PLAYER	TEAM	GP	CK	
1. Bradley Wright-Phillips	NYR	34	24	T1. Mauro Diaz	DAL	27	7	1. Sacha Kijestjan	NYR	32	143	
2. David Villa	NYC	33	23	T1. Sacha Kijestjan	NYR	32	7	T2. Tranquillo Barnetta	PHI	29	123	
T3. Sebastian Giovinco	TOR	28	17	T3. Sebastian Giovinco	TOR	28	5	T2. Andrea Pirlo	NYC	32	123	
T3. Ignacio Piatti	MTL	32	17	T3. Thomas McNamara	NYC	30	5	4. Diego Valeri	POR	30	111	
T5. Fanendo Adi	POR	33	16	T3. Lloyd Sam	DC	29	5	5. Sebastian Giovinco	TOR	28	103	
T5. Dom Dwyer	KC	33	16	Two tied with 4								
T5. Ola Kamara	CLB	25	16									

ASSISTS				MULTI-GOAL GAMES				CAUTIONS (YELLOW)			
PLAYER	TEAM	GP	A	PLAYER	TEAM	GP	MG	PLAYER	TEAM	GP	C
1. Sacha Kijestjan	NYR	32	19	1. Bradley Wright-Phillips	NYR	34	7	1. Marcelo Sarvas	DC	28	11
2. Sebastian Giovinco	TOR	28	15	2. David Villa	NYC	33	6	2. Roger Espinoza	KC	30	10
T3. Mauro Diaz	DAL	27	13	T3. Dom Dwyer	KC	33	4	Nine tied with 9			
T3. Benny Feilhaber	KC	30	13	T3. Sebastian Giovinco	TOR	28	4				
T3. Justin Meram	CLB	33	13	T3. Ola Kamara	CLB	25	4				
				Two tied with 3							

SHOTS				FOULS COMMITTED				EJECTIONS (RED CARDS)			
PLAYER	TEAM	GP	SHT	PLAYER	TEAM	GP	FC	PLAYER	TEAM	GP	E
1. Sebastian Giovinco	TOR	28	177	1. Diego Chara	POR	30	86	1. Kendall Waston	VAN	26	3
2. David Villa	NYC	33	166	T2. Fanendo Adi	POR	33	71	Eight tied with 2			
3. Dom Dwyer	KC	33	119	T2. Matias Laba	VAN	32	71				
4. Diego Valeri	POR	30	112	4. Marcelo Sarvas	DC	28	67				
5. Kei Kamara	NE	30	106	5. Dom Dwyer	KC	33	66				

SHOTS ON GOAL				FOULS SUFFERED				GOALS AGAINST AVG.			
PLAYER	TEAM	GP	SOG	PLAYER	TEAM	GP	FS	PLAYER	TEAM	GP	GAA
1. David Villa	NYC	33	68	T1. Mauro Diaz	DAL	27	81	1. Zac MacMath	COL	17	0.76
2. Sebastian Giovinco	TOR	28	59	T1. Alberto Quintero	SJ	30	81	2. Chris Seitz	DAL	28	1.04
3. Bradley Wright-Phillips	NYR	34	56	3. Juan Manuel Martinez	RSL	32	80	3. Alex Bono	TOR	16	1.05
4. Dom Dwyer	KC	33	44	4. Dom Dwyer	KC	33	74	4. Brian Rowe	LA	31	1.07
5. Ignacio Piatti	MTL	32	42	5. David Villa	NYC	33	72	5. Tim Melia	KC	27	1.11
								6. Tim Howard	COL	17	1.12
								7. David Bingham	SJ	34	1.16

GAME-WINNING GOALS				OFFSIDES				SAVES			
PLAYER	TEAM	GP	GWG	PLAYER	TEAM	GP	OFF	PLAYER	TEAM	GP	SVS
1. Bradley Wright-Phillips	NYR	34	7	1. David Villa	NYC	33	41	1. Jake Gleeson	POR	28	118
2. Jordan Morris	SEA	34	6	2. Ola Kamara	CLB	25	35	2. Joseph Bendik	ORL	34	114
T3. Fanendo Adi	POR	33	5	3. Bradley Wright-Phillips	NYR	34	34	3. Brian Rowe	LA	31	113
T3. Clint Dempsey	SEA	17	5	4. Fanendo Adi	POR	33	33	4. Steve Clark	CLB	32	112
T3. Ignacio Piatti	MTL	32	5	5. Dom Dwyer	KC	33	32	5. David Ousted	VAN	33	110
Three tied with 4								6. David Bingham	SJ	34	106

SHUTOUTS			
PLAYER	TEAM	GP	SO
1. Luis Robles	NYR	34	11
2. Chris Seitz	DAL	28	10
3. Brian Rowe	LA	31	9
T4. David Bingham	SJ	34	8
T4. Steve Clark	CLB	32	8
T4. Stefan Frei	SEA	33	8
T4. Tim Melia	KC	27	8
T4. Josh Saunders	NYC	33	8

2016 RECORDS & MILESTONES

THE CLUB

2015 REVIEW

CLUB HISTORY

OPPONENTS

MEDIA INFO

ALL-TIME GOALS

CHRIS WONDOLOWSKI MOVED UP TO No. 4 ON THE LEAGUE'S ALL-TIME GOALS LIST WITH 121
CHRIS WONDOLOWSKI MOVED UP TO No. 4 ON THE LEAGUE'S ALL-TIME PENALTY-KICK GOALS LIST WITH 21
CHRIS WONDOLOWSKI MOVED UP TO No. 2 ON THE LEAGUE'S ALL-TIME ROAD GOAL LIST WITH 62
CHRIS WONDOLOWSKI MOVED UP TO No. 3 ON THE LEAGUE'S ALL-TIME GAME-WINNING GOAL LIST WITH 24
ALBERTO QUINTERO SCORED HIS FIRST CAREER MLS GOAL IN A 2-2 DRAW AT DAL ON APRIL 9
FATAI ALASHE SCORED A CAREER HIGH WITH THREE GOALS

ALL-TIME ASSISTS

SHEA SALINAS MOVED UP TO No. 3 ON THE CLUB'S ALL-TIME ASSISTS LIST WITH 38
CHRIS WONDOLOWSKI MOVED INTO A TIE FOR No. 9 ON THE CLUB'S ALL-TIME ASSISTS LIST WITH 24
ALBERTO QUINTERO RECORDED HIS FIRST CAREER MLS ASSIST IN A 1-0 WIN VS. COL ON MARCH 6
KIP COLVEY RECORDED HIS FIRST CAREER MLS ASSIST IN A 2-1 WIN VS. POR ON MARCH 13
HENOK GOITOM RECORDED HIS FIRST CAREER MLS ASSIST IN A 2-1 LOSS VS. KC ON SEPT. 24
ANIBAL GODOY RECORDED AN MLS CAREER HIGH TWO ASSISTS
CORDELL CATO TIED A CAREER HIGH WITH TWO ASSISTS
SIMON DAWKINS TIED HIS MLS CAREER HIGH WITH TWO ASSISTS

ALL-TIME APPEARANCES

SHEA SALINAS MOVED UP TO No. 3 ON THE CLUB'S ALL-TIME APPEARANCE LIST WITH 191
DAVID BINGHAM MOVED UP TO No. 4 ON THE CLUB'S ALL-TIME GOALKEEPER APPEARANCES LIST WITH 72
MARVELL WYNNE MADE HIS 300TH MLS APPEARANCE IN THE 0-0 DRAW VS. VAN ON OCT. 16
CHRIS WONDOLOWSKI MADE HIS 250TH MLS APPEARANCE IN A 0-0 DRAW VS. NE ON AUG. 24
CORDELL CATO MADE HIS 100TH MLS APPEARANCE IN A 3-1 LOSS AT MTL ON SEPT. 28
MATHEUS SILVA MADE HIS MLS DEBUT IN A 1-0 WIN VS. COL ON MARCH 6
ALBERTO QUINTERO MADE HIS MLS DEBUT IN A 1-0 WIN VS. COL ON MARCH 6
KIP COLVEY MADE HIS MLS DEBUT IN A 1-0 WIN VS. COL ON MARCH 6
ANDRES IMPERIALE MADE HIS MLS DEBUT IN A 3-1 LOSS AT LA ON MARCH 19
HENOK GOITOM MADE HIS MLS DEBUT IN A 2-1 LOSS VS. DAL ON AUG. 19
ANDREW TARBELL MADE HIS MLS DEBUT IN A 2-0 LOSS AT CLB ON AUG. 27
VICTOR BERNARDEZ SET A CAREER HIGH IN APPEARANCES IN A SEASON WITH 33
SIMON DAWKINS SET A CAREER HIGH IN APPEARANCES IN A SEASON WITH 29
ANIBAL GODOY SET A CAREER HIGH IN MLS APPEARANCES IN A SEASON WITH 23
TOMMY THOMPSON TIED A CAREER HIGH IN APPEARANCES WITH 17

ALL-TIME STARTS

CHRIS WONDOLOWSKI MADE HIS 200TH CAREER EARTHQUAKES START IN A 2-1 LOSS VS. HOU ON AUG. 19
DAVID BINGHAM MOVED UP TO No. 4 ON THE CLUB'S ALL-TIME GOALKEEPER STARTS LIST WITH 72
DAVID BINGHAM BECAME THE FIRST QUAKES GOALKEEPER TO START EVERY REGULAR SEASON GAME FOR TWO CONSECUTIVE SEASONS
VICTOR BERNARDEZ MOVED TO NINTH IN THE CLUB'S ALL-TIME LEADERBOARD IN STARTS WITH 136
TOMMY THOMPSON SET A CAREER HIGH IN STARTS WITH NINE
DAVID BINGHAM MADE HIS 50TH CAREER START DURING THE CALIFORNIA CLASICO AGAINST LA ON JUNE 25
MARVELL WYNNE MADE HIS 50TH EARTHQUAKES START ON JULY 22 AGAINST RSL
SHAUN FRANCIS MADE HIS 50TH EARTHQUAKES START ON AUG. 27 AGAINST CLB
HENOK GOITOM MADE HIS FIRST MLS START WITH THE QUAKES ON AUG. 27 AGAINST CLB
DARWIN CEREN MADE HIS FIRST START WITH THE QUAKES ON AUG. 19 AGAINST HOU

MISCELLANEOUS ALL-TIME LEADERS

SIMON DAWKINS MOVED UP AND IS TIED FOR No. 5 ON THE CLUB'S ALL-TIME SHOTS LIST WITH 192
SHEA SALINAS MOVED UP TO No. 3 ON THE CLUB'S ALL-TIME ASSISTS LIST WITH 38
SHEA SALINAS MOVED UP AND IS TIED FOR No. 8 ON THE CLUB'S ALL-TIME SHOTS LIST WITH 164
SHEA SALINAS MOVED UP No. 3 ON THE CLUB'S ALL-TIME GAME-WINNING ASSISTS LIST WITH 11
DAVID BINGHAM MOVED TO No. 4 ON THE CLUB'S ALL-TIME GAME PLAYED IN GOAL LIST WITH 72

CLUB RECORDS IN 2016

DAVID BINGHAM TIED THE CLUB RECORD FOR STARTS IN A SINGLE SEASON WITH 34
CHRIS WONDOLOWSKI BECAME HE FIRST PLAYER IN LEAGUE HISTORY TO SCORE AT LEAST 10 GOALS IN SEVEN CONSECUTIVE SEASONS
THE EARTHQUAKES SET A CLUB RECORD RAISING \$115,000 DURING THE ANNUAL WINE AND DINE EVENT
THE EARTHQUAKES SET A CLUB RECORD FOR THE CALI CLASICO AT STANFORD STADIUM WITH AN ATTENDANCE OF 50,816
THE CALI CLASICO BECAME THE FIRST MLS GAME TO REACH MORE THAN ONE MILLION VIEWERS ON SPANISH LANGUAGE TELEVISION
THE EARTHQUAKES SOLD OUT EVERY HOME MATCH IN THE 2016 SEASON TO SET A NEW CLUB RECORD

2016 IN REVIEW

THE CLUB

2015 REVIEW

CLUB HISTORY

OPONENTS

MEDIA INFO

San Jose Earthquakes (1-0-0, 3pts) 1:0 Colorado Rapids (0-1-0, 0pts)
March 6, 2016 – Avaya Stadium

TEAMS	1	2	FINAL
San Jose	0	1	1
Colorado	0	0	0

Scoring Summary:

SJ – Chris Wondolowski (Alberto Quintero, Quincy Amarikwa) 46

Misconduct Summary:

COL – Micheal Azira (caution) 43
 SJ – Anibal Godoy (caution) 72
 SJ – Alberto Quintero (caution) 75
 COL – Dillon Powers (caution) 86

SAN JOSE EARTHQUAKES – David Bingham; Clarence Goodson, Marvell Wynne, Shaun Francis (Kip Colvey 46), Victor Bernardez; Alberto Quintero (Tommy Thompson 76), Anibal Godoy, Shea Salinas (Matheus Silva 90+1), Simon Dawkins; Chris Wondolowski, Quincy Amarikwa.

TOTAL SHOTS: 7; SHOTS ON GOAL: 4; SAVES: 5; FOULS: 17; OFFSIDES: 1; CORNER KICKS: 3.

COLORADO RAPIDS – Zac MacMath, Axel Sjoberg, Eric Miller, Marlon Hairston (Marco Pappa 79), Dillon Powers, Dominique Badji, Micheal Azira, Sam Cronin, Shkelzen Gashi (Luis Solignac 67), Kevin Doyle.

TOTAL SHOTS: 18; SHOTS ON GOAL: 5; SAVES: 3; FOULS: 17; OFFSIDES: 2; CORNER KICKS: 6.

Referee: Ted Unkel
 Referee's Assistants: Frank Anderson, Corey Rockwell
 4th Official: Alejandro Mariscal
 Attendance: 18,000
 Weather: Partly Cloudy

San Jose Earthquakes (2-1-0, 6pts) 1:3 LA Galaxy (2-1-0, 6pts)
March 19, 2016 – StubHub Center

TEAMS	1	2	FINAL
Los Angeles	0	3	3
San Jose	0	1	1

Scoring Summary:

LA – Gyasi Zardes (Jelle Van Damme, Mike Magee) 56
 LA – Gyasi Zardes (unassisted) 62
 SJ – Chris Wondolowski (Marvell Wynne) 89
 LA – Robbie Keane (penalty kick) 90+1

Misconduct Summary:

LA – Mike Magee (caution) 11
 LA – Jelle Van Damme (caution) 21
 LA – Nigel de Jong (caution) 22
 SJ – Andres Imperiale (caution) 41
 SJ – Simon Dawkins (ejection) 45+3
 SJ – Fatai Alashe (caution) 52
 SJ – Marvell Wynne (caution) 56
 LA – Alan Gordon (caution) 90+3

LA GALAXY – Brian Rowe; Ashley Cole, Jelle Van Damme, Dan Steres, Robbie Rogers; Gyasi Zardes, Steven Gerrard (Baggio Husidic 4), Nigel de Jong, Mike Magee (Emmanuel Boateng 66); Robbie Keane, Sebastian Lletget (Alan Gordon 83).

TOTAL SHOTS: 17; SHOTS ON GOAL: 7; SAVES: 2; FOULS: 13; OFFSIDES: 1; CORNER KICKS: 6.

SAN JOSE EARTHQUAKES – David Bingham; Kip Colvey, Andres Imperiale, Victor Bernardez, Marvell Wynne; Simon Dawkins, Anibal Godoy, Fatai Alashe (Matias Perez Garcia 71), Alberto Quintero (Shea Salinas 66); Chris Wondolowski, Quincy Amarikwa (Innocent 77).

TOTAL SHOTS: 6; SHOTS ON GOAL: 3; SAVES: 3; FOULS: 22; OFFSIDES: 0; CORNER KICKS: 2.

Referee: Ismail Elfath
 Referee's Assistants: Corey Rockwell, Kathryn Nesbitt
 4th Official: Daniel Radford
 Attendance: 25,667
 Weather: Partly Cloudy

San Jose Earthquakes (2-0-0, 6pts) 2:1 Portland Timbers (1-1-0, 3pts)
March 13, 2016 – Avaya Stadium

TEAMS	1	2	FINAL
San Jose	2	0	2
Portland	0	1	1

Scoring Summary:

SJ – Chris Wondolowski (Anibal Godoy, Kip Colvey) 30
 SJ – Quincy Amarikwa (unassisted) 45+1
 POR – Jack McInerney (Nat Borchers, Jermaine Taylor) 89

Misconduct Summary:

SJ – Victor Bernardez (caution) 64
 SJ – David Bingham (caution) 90

SAN JOSE EARTHQUAKES – David Bingham; Kip Colvey, Clarence Goodson, Victor Bernardez, Marvell Wynne; Simon Dawkins (Shea Salinas 87), Anibal Godoy, Fatai Alashe (Tommy Thompson 71), Alberto Quintero (Matheus Silva 87); Chris Wondolowski, Quincy Amarikwa.

TOTAL SHOTS: 8; SHOTS ON GOAL: 4; SAVES: 1; FOULS: 15; OFFSIDES: 2; CORNER KICKS: 4.

PORTLAND TIMBERS – Adam Kwarasey, Alvas Powell, Nat Borchers, Jermaine Taylor, Zarek Valentin (Ned Grabavoy, 80), Diego Chara, Darlington Nagbe, Diego Valeri, Lucas Melano, Fanendo Adi, Dairon Asprilla (Jack McInerney, 63)

TOTAL SHOTS: 16; SHOTS ON GOAL: 2; SAVES: 2; FOULS: 16; OFFSIDES: 2; CORNER KICKS: 8.

Referee: Jair Marrufo
 Referee's Assistants: Eric Boria, Peter Balciunas
 4th Official: Alex Chilowicz
 Attendance: 18,000
 Weather: Rain

San Jose Earthquakes (2-1-1, 7pts) 1:1 D.C. United (0-2-3, 3pts)
April 2, 2016 – Avaya Stadium

TEAMS	1	2	FINAL
San Jose	0	1	1
D.C. United	1	0	1

Scoring Summary:

DC – Patrick Nyarko (Lamar Neagle, Chris Rolfe) 34
 SJ – Adam Jahn (Shea Salinas) 88

Misconduct Summary:

SJ – Shaun Francis (caution) 31
 SJ – Andrés Imperiale (caution) 55
 DC – Taylor Kemp (caution) 59
 DC – Patrick Nyarko (caution) 64
 DC – Luciano Acosta (caution) 86

SAN JOSE EARTHQUAKES – David Bingham; Shaun Francis, Andres Imperiale (Adam Jahn 82), Victor Bernardez, Marvell Wynne; Alberto Quintero (Shea Salinas 71), Fatai Alashe, Tommy Thompson, Matias Perez Garcia (Innocent 75); Chris Wondolowski, Quincy Amarikwa.

TOTAL SHOTS: 15; SHOTS ON GOAL: 6; SAVES: 2; FOULS: 9; OFFSIDES: 8; CORNER KICKS: 5.

D.C. UNITED – Travis Worra, Steve Birnbaum, Bobby Boswell, Sean Franklin, Taylor Kemp, Lamar Neagle (Miguel Aguilar 71), Patrick Nyarko (Rob Vincent 83), Nick DeLeon, Jared Jeffrey, Chris Rolfe (Luciano Acosta 76), Fabian Espindola.

TOTAL SHOTS: 12; SHOTS ON GOAL: 3; SAVES: 5; FOULS: 17; OFFSIDES: 3; CORNER KICKS: 3.

Referee: Fotis Bazakos
 Referee's Assistants: Adam Wienckowski, Cameron Blanchard
 4th Official: Ricardo Salazar
 Attendance: 18,000
 Weather: Cloudy

2016 IN REVIEW

THE CLUB

2015 REVIEW

CLUB HISTORY

OPPONENTS

MEDIA INFO

San Jose Earthquakes (2-1-2, 8pts) 2:2 FC Dallas (3-1-2, 11pts) April 9, 2016 – Toyota Stadium

TEAMS	1	2	FINAL
FC Dallas	1	1	2
San Jose	1	1	2

Scoring Summary:

SJ – Alberto Quintero (Quincy Amarikwa, Simon Dawkins) 4
DAL – Tesho Akindele (penalty kick) 35
SJ – Chris Wondolowski (Quincy Amarikwa) 55
DAL – Victor Bernardez (own goal) 62

Misconduct Summary:

DAL – Kellyn Acosta (caution) 14
DAL – Carlos Gruezo (caution) 31
SJ – Fatai Alashe (caution) 41
DAL – Mauro Rosales (caution) 84
DAL – Maynor Figueroa (caution) 87

FC DALLAS – Chris Seltz, Miguel Figueroa, Walker Zimmerman, Matt Hedges, Ryan Hollingshead; Fabian Castillo (Victor Ulloa 80), Kellyn Acosta (Mauro Rosales 60), Carlos Gruezo, Michael Barrios; Tesho Akindele (Altb Harris 85), Maximiliano Urruti.

TOTAL SHOTS: 19; SHOTS ON GOAL: 4; SAVES: 1; FOULS: 16; OFFSIDES: 0; CORNER KICKS: 10.

SAN JOSE EARTHQUAKES – David Bingham; Shaun Francis, Andres Imperiale, Victor Bernardez, Marvell Wynne; Simon Dawkins (Innocent 90), Fatai Alashe, Tommy Thompson, Alberto Quintero (Shea Salinas 77); Chris Wondolowski, Quincy Amarikwa (Adam Jahn 87).

TOTAL SHOTS: 6; SHOTS ON GOAL: 3; SAVES: 3; FOULS: 16; OFFSIDES: 5; CORNER KICKS: 2.

Referee: Alan Kelly

Referee's Assistants: Adam Garner, Eric Weisbrod

4th Official: Marcos de Oliveira

Attendance: 13,386

Weather: Cloudy

San Jose Earthquakes (3-1-2, 11pts) 2:0 New York Red Bulls (1-5-0, 3pts) April 13, 2016 – Avaya Stadium

TEAMS	1	2	FINAL
San Jose	1	1	2
New York	0	0	0

Scoring Summary:

SJ – Fatai Alashe (Matias Perez Garcia) 40
SJ – Chris Wondolowski (Shea Salinas) 55

Misconduct Summary:

SJ – Matias Perez Garcia (caution) 45
NYRB – Sacha Kljestan (caution) 62

SAN JOSE EARTHQUAKES – David Bingham; Marvell Wynne, Victor Bernardez, Andres Imperiale, Shaun Francis, Matias Perez Garcia (Alberto Quintero 70), Fatai Alashe, Tommy Thompson (Simon Dawkins 76), Shea Salinas; Chris Wondolowski, Quincy Amarikwa (Adam Jahn 86).

TOTAL SHOTS: 14; SHOTS ON GOAL: 4; SAVES: 5; FOULS: 9; OFFSIDES: 2; CORNER KICKS: 1.

NEW YORK RED BULLS – Luis Robles; Sal Zizzo, Kemar Lawrence, Karl Ouimette, Connor Lade; Lloyd Sam, Felipe, Tyler Adams (Sacha Kljestan 46), Shaun Wright-Phillips (Bradley Wright-Phillips 46), Sean Davis; Anatole Abang (Mike Grella 61)

TOTAL SHOTS: 14; SHOTS ON GOAL: 5; SAVES: 2; FOULS: 15; OFFSIDES: 1; CORNER KICKS: 3.

Referee: David Cantar

Referee's Assistants: Frank Anderson, Mike Kampmeiner

4th Official: Alejandro Mariscal

Attendance: 18,000

Weather: Sunny

San Jose Earthquakes (3-2-2, 11pts) 1:3 Portland Timbers (2-3-2, 8pts) April 16, 2016 – Providence Park

TEAMS	1	2	FINAL
Portland	0	3	3
San Jose	0	1	1

Scoring Summary:

POR – Jack McInerney (unassisted) 52
POR – Fanendo Adi (unassisted) 65
SJ – Chris Wondolowski (penalty kick) 90+1
POR – Fanendo Adi (Lucas Melano) 90+9

Misconduct Summary:

SJ – Anibal Godoy (caution) 55
POR – Diego Valeri (caution) 90
POR – Nat Borchers (caution) 90
SJ – David Bingham (caution) 90+5
POR – Diego Valeri (ejection) 90+6

PORTLAND TIMBERS – Adam Kwarasey (Jake Gleason 50); Zarek Valentine, Jermaine Taylor, Nat Borchers, Chris Klute; Darren Mattocks (Fanendo Adi 63), Diego Valeri; Lucas Melano, Diego Chara, Ned Grabavoy (Jack Jewsbury 85); Jack McInerney.

TOTAL SHOTS: 13; SHOTS ON GOAL: 5; SAVES: 3; FOULS: 13; OFFSIDES: 3; CORNER KICKS: 1.

SAN JOSE EARTHQUAKES – David Bingham; Kip Colvey, Andres Imperiale, Victor Bernardez, Kofi Sarkodie; Simon Dawkins, Anibal Godoy, Fatai Alashe (Matias Perez Garcia 82), Alberto Quintero (Shea Salinas 71); Chris Wondolowski, Quincy Amarikwa (Innocent 71).

TOTAL SHOTS: 16; SHOTS ON GOAL: 4; SAVES: 2; FOULS: 7; OFFSIDES: 1; CORNER KICKS: 4.

Referee: Chris Penso

Referee's Assistants: Corey Parker, Apolinar Mariscal

4th Official: Alex Chlowicz

Attendance: 21,144

Weather: Partly Cloudy

San Jose Earthquakes (4-2-2, 14pts) 1:0 Sporting KC (4-4-0, 12pts) April 24, 2016 – Avaya Stadium

TEAMS	1	2	FINAL
San Jose	0	1	1
Sporting KC	0	0	0

Scoring Summary:

SJ – Chris Wondolowski (penalty kick) 59

Misconduct Summary:

SJ – Anibal Godoy (caution) 1
SKC – Matt Besler (caution) 33
SKC – Benny Feilhaber (caution) 59
SKC – Amadou Dia (caution) 81

SAN JOSE EARTHQUAKES – David Bingham; Shaun Francis, Andres Imperiale, Victor Bernardez, Marvell Wynne; Simon Dawkins (Shea Salinas 77), Anibal Godoy, Fatai Alashe, Alberto Quintero (Tommy Thompson 90); Chris Wondolowski, Quincy Amarikwa (Adam Jahn 71).

TOTAL SHOTS: 9; SHOTS ON GOAL: 2; SAVES: 5; FOULS: 12; OFFSIDES: 1; CORNER KICKS: 5.

SPORTING KANSAS CITY – Tim Melia; Amadou Dia (Diego Rubio 86), Matt Besler (Ike Opara 75), Nuno Coelho, Saad Abdul-Salaam; Roger Espinoza, Lawrence Olum, Benny Feilhaber; Brad Davis, Dominic Dwyer, Graham Zusi.

TOTAL SHOTS: 13; SHOTS ON GOAL: 5; SAVES: 1; FOULS: 20; OFFSIDES: 1; CORNER KICKS: 4.

Referee: Jair Marrufo

Referee's Assistants: Mike Rottersman, Philippe Briere

4th Official: Juan Guzman

Attendance: 18,000

Weather: Partly Cloudy

2016 IN REVIEW

THE CLUB

2015 REVIEW

CLUB HISTORY

OPPONENTS

MEDIA INFO

San Jose Earthquakes (4-2-3, 15pts) 1:1 Philadelphia Union (4-3-1, 13pts)
April 30, 2016 – Talen Energy Stadium

TEAMS	1	2	FINAL
Philadelphia	1	0	1
San Jose	0	1	1

Scoring Summary:

PHI – Chris Pontius (Tranquillo Barnetta) 30
 SJ – Simon Dawkins (unassisted) 83

Misconduct Summary:

SJ – Fatai Alashe (caution) 31
 SJ – Anibal Godoy (caution) 35
 LA – Anibal Godoy (ejection) 59

PHILADELPHIA UNION – Andre Blake, Ray Gaddis, Josh Yaro, Richie Marquez, Keegan Rosenberry, Warren Creavalle, Vincent Nogueira, Tranquillo Barnetta (Leo Fernandes 85), Chris Pontius (Illsinho 73), Sebastien Le Toux (Fabian Herbers 86), C.J. Sapong.

TOTAL SHOTS: 6; SHOTS ON GOAL: 2; SAVES: 2; FOULS: 9; OFFSIDES: 1; CORNER KICKS: 6.

SAN JOSE EARTHQUAKES – David Bingham, Shaun Francis, Victor Bernardez, Marvell Wynne, Kofi Sarkodie, Simon Dawkins, Anibal Godoy, Fatai Alashe (Adam Jahn 85), Alberto Quintero (Matias Perez Garcia 76), Chris Wondolowski, Innocent (Shea Salinas 55).

TOTAL SHOTS: 10; SHOTS ON GOAL: 3; SAVES: 1; FOULS: 15; OFFSIDES: 1; CORNER KICKS: 3.

Referee: Ricardo Salazar
 Referee's Assistants: Adam Wienckowski, Eric Weisbrod
 4th Official: Jorge Gonzalez
 Attendance: 16,079
 Weather: Cloudy

San Jose Earthquakes (5-3-3, 18pts) 3:1 Houston Dynamo (2-6-2, 8pts)
May 11, 2016 – Avaya Stadium

TEAMS	1	2	FINAL
San Jose	1	2	3
Houston	1	0	1

Scoring Summary:

SJ – Alberto Quintero (Chris Wondolowski, Simon Dawkins) 3
 HOU – Ricardo Clark (unassisted) 43
 SJ – Anibal Godoy (Alberto Quintero) 50
 SJ – Alberto Quintero (Chris Wondolowski) 70

Misconduct Summary:

HOU – Alex (caution) 21
 SJ – Marvell Wynne (caution) 73
 HOU – Tyler Deric (ejection) 79

SAN JOSE EARTHQUAKES – David Bingham, Shaun Francis, Victor Bernardez, Marvell Wynne, Kofi Sarkodie, Matias Perez Garcia (Shea Salinas 64), Anibal Godoy, Fatai Alashe, Alberto Quintero (Chad Barrett 80), Simon Dawkins, Chris Wondolowski.

TOTAL SHOTS: 13; SHOTS ON GOAL: 8; SAVES: 1; FOULS: 12; OFFSIDES: 2; CORNER KICKS: 4.

HOUSTON DYNAMO – Tyler Deric, David Horst, Agus, Jalli Anibaba, Abdoulie Mansally, Giles Barnes, Cristian Maidana (Boniek Garcia 58), Ricardo Clark, Alex, Andrew Wenger (Leonel Miranda 59), Will Bruin (Erick Torres 59).

TOTAL SHOTS: 9; SHOTS ON GOAL: 2; SAVES: 3; FOULS: 16; OFFSIDES: 1; CORNER KICKS: 10.

Referee: Jaime Herrera
 Referee's Assistants: Frank Anderson, Mike Kampmeier
 4th Official: Armando Villarreal
 Attendance: 18,000
 Weather: Clear

San Jose Earthquakes (4-3-3, 15pts) 0:2 Seattle Sounders FC (4-4-1, 13pts)
May 7, 2016 – CenturyLink Field

TEAMS	1	2	FINAL
Seattle	1	1	2
San Jose	0	0	0

Scoring Summary:

SEA – Clint Dempsey (Erik Friberg, Jordan Morris) 26
 SEA – Jordan Morris (Osvaldo Alonso) 89

Misconduct Summary:

SEA – Osvaldo Alonso (caution) 43

SEATTLE SOUNDERS FC – Stefan Frei, Tyrone Mears, Brad Evans, Chad Marshall, Joevin Jones, Osvaldo Alonso, Erik Friberg (Cristian Roldan 72), Clint Dempsey, Aaron Kovar (Nelson Valdez 64), Herculez Gomez (Andreas Ivanschitz 85), Jordan Morris.

TOTAL SHOTS: 15; SHOTS ON GOAL: 8; SAVES: 1; FOULS: 8; OFFSIDES: 0; CORNER KICKS: 12.

SAN JOSE EARTHQUAKES – David Bingham, Shaun Francis, Victor Bernardez, Marvell Wynne, Kofi Sarkodie (Tommy Thompson 81), Shea Salinas, Mathews Silva, Simon Dawkins, Alberto Quintero (Matias Perez Garcia 65), Chad Barrett (Adam Jahn 73), Chris Wondolowski.

TOTAL SHOTS: 11; SHOTS ON GOAL: 1; SAVES: 6; FOULS: 10; OFFSIDES: 3; CORNER KICKS: 6.

Referee: Alan Kelly
 Referee's Assistants: Ian Anderson, Jeff Hosking
 4th Official: Baldomero Toledo
 Attendance: 39,570
 Weather: Sunny

San Jose Earthquakes 2:1 Real Sociedad
International Friendly
May 18, 2016 – Avaya Stadium

TEAMS	1	2	FINAL
San Jose	1	1	2
Real Sociedad	1	0	1

Scoring Summary:

RSO – Alberto de la Bella (David Zurutuza) 20
 SJ – Chris Wondolowski (Shea Salinas) 42
 SJ – Chris Wondolowski (Cordell Cato) 79

Misconduct Summary:

RSO – Igor Zubeldia (caution) 77
 SJ – Kofi Sarkodie (caution) 82
 SJ – Tommy Thompson (caution) 85

SAN JOSE EARTHQUAKES – Bryan Meredith (Andrew Tarbell 46), Jordan Stewart (Simon Dawkins 72), Matias Perez Garcia (Alberto Quintero 62), Victor Bernardez (Shaun Francis 46), Kofi Sarkodie, Shea Salinas (Cordell Cato 72), Anibal Godoy (Fatai Alashe 7), Tommy Thompson, Mathews Silva (Marvell Wynne 46), Chad Barrett (Adam Jahn 72), Chris Wondolowski.

TOTAL SHOTS: 10; SAVES: 2; FOULS: 13; CORNER KICKS: 3; OFFSIDES: 2.

REAL SOCIEDAD – Geronimo Rulli, Alvaro Odriozola, Mikel Gonzalez, Markel Bergara, Esteban Granero, Jon Bautista (Carlos Vela 73), Xabier Prieto, Ruben Pardo, Srđan Babic, David Zurutuza, Alberto de la Bella.

Halftime subs: Ander Bardaji, Andoni Ugarte, Yuri Berchiche, Asier Illarramendi, Igor Zubeldia.

TOTAL SHOTS: 6; SAVES: 3; FOULS: 10; CORNER KICKS: 2; OFFSIDES: 3.

2016 IN REVIEW

THE CLUB

2015 REVIEW

CLUB HISTORY

OPPONENTS

MEDIA INFO

San Jose Earthquakes (5-3-4, 19pts) 1:1 LA Galaxy (5-1-5, 20pts) May 22, 2016 – StubHub Center

TEAMS	1	2	FINAL
Los Angeles	0	1	1
San Jose	0	1	1

Scoring Summary:

LA – Marvell Wynne (own goal) 83
SJ – Fatai Alashe (Chad Barrett) 87

Misconduct Summary:

SJ – Alberto Quintero (caution) 23

LA GALAXY – Brian Rowe, Robbie Rogers, Daniel Steres, Ashley Cole, Jelle Van Damme; Nigel de Jong (Jeff Larentowicz 88), Mike Magee (Sebastian Lieget 65), Steven Gerrard, Robbie Keane, Giovanni dos Santos (Alan Gordon 90); Gyasi Zardes.

TOTAL SHOTS: 9; SHOTS ON GOAL: 3; SAVES: 2; FOULS: 10; OFFSIDES: 2; CORNER KICKS: 6.

SAN JOSE EARTHQUAKES – David Bingham; Shaun Francis (Chad Barrett 84), Victor Bernardez, Marvell Wynne, Kofi Sarkodie; Alberto Quintero (Cordell Cato 77), Anibal Godoy, Fatai Alashe, Matias Perez Garcia (Shea Salinas 59); Simon Dawkins, Chris Wondolowski.

TOTAL SHOTS: 12; SHOTS ON GOAL: 3; SAVES: 3; FOULS: 9; OFFSIDES: 2; CORNER KICKS: 5.

Referee: Kevin Scott
Referee's Assistants: Ian Anderson, Apolinar Mariscal
4th Official: Alex Chilowicz
Attendance: 27,167
Weather: Cloudy

San Jose Earthquakes (5-4-5, 20pts) 0:1 Portland Timbers (5-6-4, 19pts) June 1, 2016 – Providence Park

TEAMS	1	2	FINAL
Portland	1	0	1
San Jose	0	0	0

Scoring Summary:

POR – Liam Ridgwell (Diego Valeri) 11

Misconduct Summary:

SJ – Matheus Silva (caution) 17
POR – Dairon Asprilla (ejection) 45+2
SJ – Jordan Stewart (caution) 61
SJ – Chad Barrett (caution) 78
SJ – Matias Perez Garcia (caution) 90+3

PORTLAND TIMBERS – Jake Gleeson; Nat Borchers, Zarek Valentin, Liam Ridgwell, Taylor Peay; Diego Chara, Diego Valeri (Lucas Melano 64), Ben Zemanski, Ned Grabavoy (Amobi Okugo 90+3), Dairon Asprilla; Fanendo Adi (Jack Jewsbury 82).

TOTAL SHOTS: 2; SHOTS ON GOAL: 1; SAVES: 3; FOULS: 13; OFFSIDES: 1; CORNER KICKS: 1.

SAN JOSE EARTHQUAKES – David Bingham; Jordan Stewart (Cordell Cato 76), Victor Bernardez, Marvell Wynne, Kofi Sarkodie; Matias Perez Garcia, Matheus Silva (Tommy Thompson 46), Fatai Alashe, Shea Salinas; Quincy Amarikwa, Chad Barrett (Adam Jahn 81).

TOTAL SHOTS: 14; SHOTS ON GOAL: 3; SAVES: 0; FOULS: 20; OFFSIDES: 2; CORNER KICKS: 3.

Referee: Chris Penso
Referee's Assistants: Jeremy Hanson, Mike Rottersman
4th Official: Tyler Ploeger
Attendance: 21,144
Weather: Clear

San Jose Earthquakes (5-3-5, 20pts) 0:0 FC Dallas (8-4-3, 27pts) May 28, 2016 – Avaya Stadium

TEAMS	1	2	FINAL
San Jose	0	0	0
FC Dallas	0	0	0

Scoring Summary:

None

Misconduct Summary:

DAL – Ryan Hollingshead (caution) 53
SJ – Tommy Thompson (caution) 67

SAN JOSE EARTHQUAKES – David Bingham; Shaun Francis, Victor Bernardez, Marvell Wynne, Kofi Sarkodie, Matias Perez Garcia (Cordell Cato 84), Fatai Alashe, Tommy Thompson, Shea Salinas; Quincy Amarikwa (Adam Jahn 72), Chad Barrett.

TOTAL SHOTS: 6; SHOTS ON GOAL: 2; SAVES: 2; FOULS: 9; OFFSIDES: 3; CORNER KICKS: 0.

FC DALLAS – Chris Seitz; Walker Zimmerman, Ryan Hollingshead, Matt Hedges, Atiba Harris; Victor Ulloa, Fabian Castillo, Kellyn Acosta, Carlos Lizarazo (Maximiliano Urruti 55), Mauro Diaz (Zach Loyd 82); Tesho Akindele (Mauro Rosales 75).

TOTAL SHOTS: 5; SHOTS ON GOAL: 2; SAVES: 2; FOULS: 10; OFFSIDES: 2; CORNER KICKS: 2.

Referee: Juan Guzman
Referee's Assistants: Adam Garner, Eduardo Mariscal
4th Official: Alejandro Mariscal
Attendance: 18,000
Weather: Clear

San Jose Earthquakes 0:2 Portland Timbers Lamar Hunt U.S. Open Cup Fourth Round June 14, 2016 – Providence Park

TEAMS	1	2	FINAL
Portland	2	0	2
San Jose	0	0	0

Scoring Summary:

POR – Dairon Asprilla (Jack McInerney) 34
POR – Jack McInerney (unassisted) 40

Misconduct Summary:

POR – Taylor Peay (caution) 71
SJ – Adam Jahn (caution) 83
SJ – Jordan Stewart (caution) 88

PORTLAND TIMBERS – Jake Gleeson, Taylor Peay, Amobi Okugo, Liam Ridgwell, Zarek Valentin, Dairon Asprilla, Jack Jewsbury, Ben Zemanski, Jack Barmby (Ned Grabavoy 61), Diego Valeri (Darren Mattocks 71), Jack McInerney (Neco Brett 86).

TOTAL SHOTS: 10; SHOTS ON GOAL: 7; SAVES: 0; FOULS: 7; CORNER KICKS: 0; OFFSIDES: 5.

SAN JOSE EARTHQUAKES – Bryan Meredith, Cordell Cato, Victor Bernardez (Marvell Wynne 60), Matheus Silva, Kofi Sarkodie, Innocent (Matias Perez Garcia 68), Fatai Alashe, Tommy Thompson, Shea Salinas, Chad Barrett (Jordan Stewart 78), Adam Jahn.

TOTAL SHOTS: 7; SHOTS ON GOAL: 0; SAVES: 5; FOULS: 16; CORNER KICKS: 5; OFFSIDES: 4.

Referee: Allan Chapman
Referee's Assistants: Joshua Haimes, Michael Kampmeinet
4th Official: JJ Blodgett
Attendance: 16,834
Weather: Cloudy

2016 IN REVIEW

THE CLUB

2015 REVIEW

CLUB HISTORY

OPPONENTS

MEDIA INFO

San Jose Earthquakes (5-4-6, 21pts) 0:1 Orlando City SC (3-3-8, 17pts)
June 18, 2016 – Camping World Stadium

TEAMS	1	2	FINAL
Orlando	0	2	2
San Jose	0	2	2

Scoring Summary:

ORL – Seb Hines (Adrian Winter) 66
 SJ – Chad Barrett (Shea Salinas) 85
 ORL – Julio Baptista (Carlos Rivas) 90+1
 SJ – Shea Salinas (unassisted) 90+4

Misconduct Summary:

SJ – Fatai Alashe (caution) 37
 SJ – Shaun Francis (caution) 39
 SJ – Victor Bernardez (caution) 46
 ORL – Seb Hines (caution) 49
 ORL – Cristian Higuita (caution) 69
 ORL – Julio Baptista (caution) 90+1

ORLANDO CITY SC – Joseph Bendik; Kevin Alston, Tommy Redding, Seb Hines, Luke Boden (Julio Baptista 62); Adrian Winter (Carlos Rivas 87), Servando Carrasco, Cristian Higuita, Brek Shea; Cyle Larin (Antonio Nocerino 78), Kevin Molina.

TOTAL SHOTS: 14; SHOTS ON GOAL: 6; SAVES: 2; FOULS: 18; OFFSIDES: 0; CORNER KICKS: 6.

SAN JOSE EARTHQUAKES – David Bingham; Shaun Francis (Chad Barrett 78), Victor Bernardez, Marvell Wynne, Kofi Sarkodie; Alberto Quintero (Shea Salinas 62), Anibal Godoy, Fatai Alashe (Innocent 78), Matias Perez Garcia; Simon Dawkins, Quincy Amarikwa.

TOTAL SHOTS: 15; SHOTS ON GOAL: 4; SAVES: 4; FOULS: 14; OFFSIDES: 1; CORNER KICKS: 3.

Referee: Artur Sibiga
 Referee's Assistants: Kermit Quisenberry, Danny Thornberry
 4th Official: Ted Unkel
 Attendance: 37,194
 Weather: Rain

San Jose Earthquakes (5-5-7, 22pts) 0:1 Chicago Fire (3-7-5, 14pts)
July 1, 2016 – Toyota Park

TEAMS	1	2	FINAL
Chicago	0	1	1
San Jose	0	0	0

Scoring Summary:

CHI – John Goossens (unassisted) 58

Misconduct Summary:

SJ – Simon Dawkins (caution) 10
 SJ – Shaun Francis (caution) 49
 CHI – Michael Stephens (caution) 53
 SJ – Fatai Alashe (caution) 66
 CHI – Nick LaBrocca (caution) 90+3

CHICAGO FIRE – Sean Johnson; Jonathan Campbell, Brandon Vincent, Johan Kappelhof, Rodrigo Ramos (Michael Harrington 79); Khaly Thiam (Razvan Cocis 73), Michael Stephens, Joao Meira; David Accam, John Goossens (Nick LaBrocca 79), Kennedy Igboananike.

TOTAL SHOTS: 16; SHOTS ON GOAL: 7; SAVES: 2; FOULS: 16; OFFSIDES: 2; CORNER KICKS: 5.

SAN JOSE EARTHQUAKES – David Bingham; Shaun Francis, Fatai Alashe, Marvell Wynne, Kofi Sarkodie (Chad Barrett 76); Matias Perez Garcia (Shea Salinas 64), Anibal Godoy, Simon Dawkins, Alberto Quintero (Cordell Cato 70); Chris Wondolowski, Quincy Amarikwa.

TOTAL SHOTS: 6; SHOTS ON GOAL: 2; SAVES: 6; FOULS: 12; OFFSIDES: 0; CORNER KICKS: 3.

Referee: Jose Carlos Rivero
 Referee's Assistants: Kermit Quisenberry, Eric Boria
 4th Official: Younes Marrakchi
 Attendance: 16,487
 Weather: Sunny

San Jose Earthquakes (5-4-7, 22pts) 1:1 LA Galaxy (5-3-8, 23pts)
June 25, 2016 – Stanford Stadium

TEAMS	1	2	FINAL
San Jose	0	1	1
LA Galaxy	0	1	1

Scoring Summary:

LA – Giovanni dos Santos (Steven Gerrard) 69
 SJ – Chad Barrett (Shea Salinas) 90

Misconduct Summary:

LA – Jelle Van Damme (caution) 45+1
 LA – Giovanni dos Santos (caution) 89
 LA – Ashley Cole (caution) 90+6
 LA – Ashley Cole (ejection) 90+7

SAN JOSE EARTHQUAKES – David Bingham; Shaun Francis, Victor Bernardez (Chad Barrett 9), Marvell Wynne, Kofi Sarkodie (Adam Jahn 81); Alberto Quintero, Anibal Godoy, Fatai Alashe, Matias Perez Garcia (Shea Salinas 61); Simon Dawkins, Quincy Amarikwa.

TOTAL SHOTS: 23; SHOTS ON GOAL: 6; SAVES: 5; FOULS: 10; OFFSIDES: 2; CORNER KICKS: 7.

LA GALAXY – Brian Rowe; Jelle Van Damme, Ashley Cole, Dave Romney, A.J. DelaGarza; Giovanni dos Santos, Nigel de Jong, Steven Gerrard (Baggio Husidic 87), Jeff Larentowicz, Mike Magee (Sebastian Lettget 81), Alan Gordon (Jack McBean 81).

TOTAL SHOTS: 11; SHOTS ON GOAL: 6; SAVES: 5; FOULS: 16; OFFSIDES: 4; CORNER KICKS: 0.

Referee: Kevin Stott
 Referee's Assistants: Chris Strickland, Kathryn Nesbitt
 4th Official: Alex Chilowicz
 Attendance: 50,816
 Weather: Sunny

San Jose Earthquakes (5-6-7, 22pts) 0:1 FC Dallas (11-5-4, 37pts)
July 8, 2016 – Avaya Stadium

TEAMS	1	2	FINAL
San Jose	0	0	0
FC Dallas	0	1	1

Scoring Summary:

DAL – Maximiliano Urruti (unassisted) 51

Misconduct Summary:

SJ – Alberto Quintero (caution) 29
 DAL – Matt Hedges (caution) 31
 SJ – Anibal Godoy (caution) 59
 DAL – Mauro Diaz (caution) 61
 DAL – Atiba Harris (caution) 72

SAN JOSE EARTHQUAKES – David Bingham; Shaun Francis, Victor Bernardez (Chad Barrett 77), Marvell Wynne (Jordan Stewart 58), Cordell Cato; Shea Salinas (Matias Perez Garcia 61), Anibal Godoy, Simon Dawkins, Alberto Quintero; Chris Wondolowski, Quincy Amarikwa.

TOTAL SHOTS: 12; SHOTS ON GOAL: 3; SAVES: 2; FOULS: 14; OFFSIDES: 0; CORNER KICKS: 8.

FC DALLAS – Chris Seitz; Matt Hedges, Maynor Figueroa, Walker Zimmerman, Atiba Harris; Fabian Castillo, Kellyn Acosta, Carlos Gruezo, Mauro Diaz (Victor Ulloa 78), Michael Barrios (Tesho Akindele 84); Maximiliano Urruti (Ryan Hollingshead 73).

TOTAL SHOTS: 7; SHOTS ON GOAL: 3; SAVES: 3; FOULS: 19; OFFSIDES: 3; CORNER KICKS: 5.

Referee: Juan Guzman
 Referee's Assistants: Mike Kampmeiner, Matthew Nelson
 4th Official: Alejandro Mariscal
 Attendance: 18,000
 Weather: Clear

2016 IN REVIEW

THE CLUB

2015 REVIEW

CLUB HISTORY

OPPONENTS

MEDIA INFO

San Jose Earthquakes (6-6-7, 25pts) 2:1 Toronto FC (6-7-6, 24pts) July 16, 2016 – Avaya Stadium

TEAMS	1	2	FINAL
San Jose	1	1	2
Toronto FC	1	0	1

Scoring Summary:

SJ – Quincy Amarikwa (Fatai Alashe) 30
TOR – Justin Morrow (Jordan Hamilton, Steven Beitashour) 44
SJ – Simon Dawkins (Cordell Cato) 70

Misconduct Summary:

SJ – Fatai Alashe (caution) 33
SJ – Anibal Godoy (ejection) 42
SJ – Alberto Quintero (ejection) 53

SAN JOSE EARTHQUAKES – David Bingham; Shaun Francis, Jordan Stewart, Victor Bernardez, Cordell Cato; Simon Dawkins (Chad Barrett 89), Anibal Godoy, Fatai Alashe, Alberto Quintero; Chris Wondolowski (Adam Jahn 87), Quincy Amarikwa (Shea Salinas 58).

TOTAL SHOTS: 8; SHOTS ON GOAL: 3; SAVES: 4; FOULS: 12; OFFSIDES: 4; CORNER KICKS: 1.

TORONTO FC – Alex Bono; Josh Williams, Justin Morrow, Drew Moor, Steven Beitashour (Mo Babouli 72); Benoit Cheyrou, Tsubasa Endoh, Jay Chapman, Jonathan Osorio (Marco Delgado 76); Sebastian Giovinco, Jordan Hamilton (Nick Hagglund 76).

TOTAL SHOTS: 22; SHOTS ON GOAL: 5; SAVES: 1; FOULS: 5; OFFSIDES: 1; CORNER KICKS: 7.

Referee: Alejandro Mariscal
Referee's Assistants: Ian Anderson, Adam Garner
4th Official: Allen Chapman
Attendance: 18,000
Weather: Clear

San Jose Earthquakes (6-6-9, 27pts) 1:1 Houston Dynamo (4-9-8, 20pts) July 31, 2016 – BBVA Compass Stadium

TEAMS	1	2	FINAL
Houston	1	0	1
San Jose	0	1	1

Scoring Summary:

HOU – Alex (unassisted) 45+2
SJ – Chris Wondolowski (Cordell Cato) 59

Misconduct Summary:

HOU – Abdoulie Mansally (caution) 17
HOU – Alex (caution) 40
SJ – Jordan Stewart (caution) 90

HOUSTON DYNAMO – Joe Willis; Sheanon Williams, David Horst, Jalil Anibaba, Abdoulie Mansally; Cristian Maidana, Alex, Boniek Garcia, Ricardo Clark (Andrew Wenger 84); Collen Warner (Eric Alexander 61); Will Bruin (Mauro Manotas 72).

TOTAL SHOTS: 13; SHOTS ON GOAL: 3; SAVES: 3; FOULS: 11; OFFSIDES: 2; CORNER KICKS: 8.

SAN JOSE EARTHQUAKES – David Bingham; Cordell Cato, Marvell Wynne, Victor Bernardez, Jordan Stewart; Simon Dawkins (Andres Imperiale 87), Anibal Godoy, Fatai Alashe, Alberto Quintero (Shea Salinas 73); Chris Wondolowski, Quincy Amarikwa (Chad Barrett 83).

TOTAL SHOTS: 15; SHOTS ON GOAL: 3; SAVES: 2; FOULS: 12; OFFSIDES: 3; CORNER KICKS: 5.

Referee: Alan Kelly
Referee's Assistants: Kyle Atkins, Eric Weisbrod
4th Official: Ismail Elfath
Attendance: 15,045
Weather: Clear

San Jose Earthquakes (6-6-8, 26pts) 1:1 Real Salt Lake (8-6-7, 31pts) July 22, 2016 – Rio Tinto Stadium

TEAMS	1	2	FINAL
Real Salt Lake	0	1	1
San Jose	1	0	1

Scoring Summary:

SJ – Chris Wondolowski (unassisted) 9
RSL – Luke Mulholland (Javier Morales, Joao Plata) 64

Misconduct Summary:

RSL – Tony Beltran (caution) 30

REAL SALT LAKE – Nick Rimando; Tony Beltran, Justen Glad, Chris Wingert (Demar Phillips 72), Aaron Maund; Kyle Beckerman, Javier Morales, Luke Mulholland (Jordan Allen 83); Juan Manuel Martinez, Joao Plata, Yura Movsisyan (Olmes Garcia 44).

TOTAL SHOTS: 14; SHOTS ON GOAL: 7; SAVES: 2; FOULS: 13; OFFSIDES: 2; CORNER KICKS: 9.

SAN JOSE EARTHQUAKES – David Bingham; Cordell Cato, Marvell Wynne, Victor Bernardez, Jordan Stewart; Simon Dawkins, Anibal Godoy (Tommy Thompson 89), Fatai Alashe, Alberto Quintero (Shea Salinas 63); Chris Wondolowski, Quincy Amarikwa (Chad Barrett 75).

TOTAL SHOTS: 12; SHOTS ON GOAL: 3; SAVES: 6; FOULS: 9; OFFSIDES: 0; CORNER KICKS: 8.

Referee: Jair Marrufo
Referee's Assistants: Eric Boria, Jeff Hosking
4th Official: Edwin Jurisevic
Attendance: 19,842
Weather: Partly Cloudy

San Jose Earthquakes (6-6-10, 28pts) 0:0 New York City FC (10-7-7, 37pts) August 5, 2016 – Avaya Stadium

TEAMS	1	2	FINAL
San Jose	0	0	0
NYCFC	0	0	0

Scoring Summary:

None

Misconduct Summary:

None

SAN JOSE EARTHQUAKES – David Bingham; Cordell Cato, Marvell Wynne, Victor Bernardez, Jordan Stewart; Alberto Quintero, Fatai Alashe (Darwin Ceren 82), Anibal Godoy, Simon Dawkins (Shea Salinas 46); Chris Wondolowski, Quincy Amarikwa (Chad Barrett 71).

TOTAL SHOTS: 19; SHOTS ON GOAL: 4; SAVES: 3; FOULS: 6; OFFSIDES: 4; CORNER KICKS: 9.

NEW YORK CITY FC – Josh Saunders; RJ Allen, Maxine Chanot, Frederic Brilliant, Jason Hernandez; Andrea Pirlo, Andoni Iraola (Federico Bravo 72), Frank Lampard; Thomas McNamara (Tony Taylor 83), David Villa, Jack Harrison (Steven Mendoza 62).

TOTAL SHOTS: 10; SHOTS ON GOAL: 3; SAVES: 4; FOULS: 17; OFFSIDES: 0; CORNER KICKS: 3.

Referee: Ricardo Salazar
Referee's Assistants: Peter Manikowski, Jeffrey Greeson
4th Official: Juan Guzman
Attendance: 18,000
Weather: Clear

2016 IN REVIEW

THE CLUB

2015 REVIEW

CLUB HISTORY

OPPONENTS

MEDIA INFO

San Jose Earthquakes (7-6-10, 31pts) 2:1 Vancouver Whitecaps FC (8-11-6, 30pts)
August 12, 2016 – BC Place

TEAMS	1	2	FINAL
Vancouver	0	1	1
San Jose	1	1	2

Scoring Summary:

SJ – Quincy Amarikwa (Anibal Godoy) 14
SJ – Simon Dawkins (Alberto Quintero) 60
VAN – Nicolas Mezquida (Kendall Waston, Christian Bolanos) 90+4

Misconduct Summary:

SJ – Fatai Alashe (caution) 35

VANCOUVER WHITECAPS FC – David Ousted; Marcel de Jong (Alphonso Davies 66), Tim Parker, David Edgar, Kendall Waston; Nicolas Mezquida, Matias Laba (Fraser Aird 74); Pedro Morales, Giles Barnes, Christian Bolanos; Masato Kudo (Blas Perez 66).

TOTAL SHOTS: 16; SHOTS ON GOAL: 7; SAVES: 4; FOULS: 15; OFFSIDES: 1; CORNER KICKS: 11.

SAN JOSE EARTHQUAKES – David Bingham; Jordan Stewart, Victor Bernardez, Marvell Wynne, Cordell Cato; Simon Dawkins, Anibal Godoy, Fatai Alashe (Darwin Ceren 46), Alberto Quintero (Shea Salinas 87); Chris Wondolowski, Quincy Amarikwa (Chad Barrett 83).

TOTAL SHOTS: 12; SHOTS ON GOAL: 6; SAVES: 6; FOULS: 16; OFFSIDES: 3; CORNER KICKS: 6.

Referee: Drew Fischer
Referee's Assistants: Daniel Belleau, Peter Balciunas
4th Official: Baboucarr Jallow
Attendance: 22,120
Weather: Sunny

San Jose Earthquakes (7-7-11, 32pts) 0:0 New England Revolution (6-11-9, 27pts)
August 24, 2016 – Avaya Stadium

TEAMS	1	2	FINAL
San Jose	0	0	0
New England	0	0	0

Scoring Summary:

None

Misconduct Summary:

SJ – Anibal Godoy (caution) 25
SJ – Darwin Ceren (caution) 54
SJ – Simon Dawkins (caution) 75
NE – Gershon Koffie (caution) 82
NE – Teal Bunbury (caution) 87

SAN JOSE EARTHQUAKES – David Bingham; Jordan Stewart, Victor Bernardez, Marvell Wynne, Cordell Cato; Simon Dawkins, Anibal Godoy, Darwin Ceren, Alberto Quintero (Shea Salinas 76); Chris Wondolowski, Quincy Amarikwa [Chad Barrett 34 (Henok Gotom 76)].

TOTAL SHOTS: 7; SHOTS ON GOAL: 1; SAVES: 3; FOULS: 13; OFFSIDES: 1; CORNER KICKS: 4.

NEW ENGLAND REVOLUTION – Brad Knighton; Je-Vaughn Watson, Gershon Koffie, Chris Tierney, Andrew Farrell; Scott Caldwell, Kei Kamara; Juan Agudelo (Teal Bunbury 55), Kelyn Rowe, Lee Nguyen; Diego Fagundez (Daigo Kobayashi 90+3).

TOTAL SHOTS: 12; SHOTS ON GOAL: 3; SAVES: 1; FOULS: 15; OFFSIDES: 0; CORNER KICKS: 5.

Referee: Hilario Grajeda
Referee's Assistants: Ian Anderson, Corey Parker
4th Official: Daniel Radford
Attendance: 18,000
Weather: Cloudy

San Jose Earthquakes (7-7-10, 31pts) 1:2 Houston Dynamo (5-10-9, 24pts)
August 19, 2016 – Avaya Stadium

TEAMS	1	2	FINAL
San Jose	0	1	1
Houston	1	1	2

Scoring Summary:

HOU – Ricardo Clark (unassisted) 6
HOU – David Horst (Cristian Maidana) 50
SJ – Victor Bernardez (Alberto Quintero) 54

Misconduct Summary:

HOU – Jalil Anibaba (caution) 18
SJ – Jordan Stewart (caution) 48
HOU – Joe Willis (caution) 54
SJ – Victor Bernardez (caution) 55
HOU – Boniek Garcia (caution) 86

SAN JOSE EARTHQUAKES – David Bingham; Jordan Stewart, Victor Bernardez (Chad Barrett 82), Marvell Wynne, Cordell Cato; Shea Salinas (Henok Gotom 69), Anibal Godoy, Darwin Ceren, Alberto Quintero; Chris Wondolowski, Quincy Amarikwa.

TOTAL SHOTS: 18; SHOTS ON GOAL: 5; SAVES: 2; FOULS: 11; OFFSIDES: 1; CORNER KICKS: 12.

HOUSTON DYNAMO – Joe Willis; Raul Rodriguez, Sheanon Williams, David Horst, Jalil Anibaba; Ricardo Clark, Collen Warner; Alex, Cristian Maidana (Andrew Wenger 59), Boniek Garcia (Eric Alexander 86); Mauro Manotas (Will Bruin 64).

TOTAL SHOTS: 7; SHOTS ON GOAL: 4; SAVES: 4; FOULS: 22; OFFSIDES: 1; CORNER KICKS: 3.

Referee: Robert Sibiga
Referee's Assistants: Jeremy Hanson, Cameron Blanchard
4th Official: Baldomero Toledo
Attendance: 18,000
Weather: Windy

San Jose Earthquakes (7-8-11, 32pts) 0:2 Columbus Crew SC (5-9-11, 26pts)
August 27, 2016 – MAPFRE Stadium

TEAMS	1	2	FINAL
Columbus	1	1	2
San Jose	0	0	0

Scoring Summary:

CLB – Ethan Finlay (Justin Meram, Nicolai Naess) 32
CLB – Justin Meram (penalty kick) 84

Misconduct Summary:

SJ – Darwin Ceren (caution) 65

COLUMBUS CREW SC – Steve Clark, Harrison Afful, Michael Parkhurst, Nicolai Naess, Corey Ashe (Hector Jimenez 73), Will Trapp (Dilly Duka 13, Cedrick Mabwati 79), Mohammed Saied, Ethan Finley, Tony Tchani, Justin Meram, Adam Jahn.

TOTAL SHOTS: 14; SHOTS ON GOAL: 4; SAVES: 2; FOULS: 8; OFFSIDES: 2; CORNER KICKS: 9.

SAN JOSE EARTHQUAKES – David Bingham (Andrew Tarbell 45), Cordell Cato, Victor Bernardez (Marvell Wynne 58), Andres Imperiale (Shea Salinas 76), Shaun Francis, Alberto Quintero, Fatai Alashe, Darwin Ceren, Simon Dawkins, Chris Wondolowski, Henok Gotom.

TOTAL SHOTS: 7; SHOTS ON GOAL: 2; SAVES: 2; FOULS: 8; OFFSIDES: 2; CORNER KICKS: 2.

Referee: Ismail Elfath
Referee's Assistants: Peter Manikowski, Nick Uranga
4th Official: Jaime Herrera
Attendance: 20,031
Weather: Cloudy

2016 IN REVIEW

THE CLUB

2015 REVIEW

CLUB HISTORY

OPPONENTS

MEDIA INFO

San Jose Earthquakes 3:4 CF Pachuca International Friendly September 3, 2016 – Avaya Stadium

TEAMS	1	2	FINAL
San Jose	0	3	3
Pachuca	2	2	4

Scoring Summary:

CFP – Erick Gutierrez (Ruben Botta) 12
CFP – Raul Lopez (unassisted) 21
CFP – Raul Lopez (unassisted) 59
S.J. – Tommy Thompson (Shea Salinas) 64
CFP – Ruben Botta (penalty) 66
S.J. – Shea Salinas (Chad Barrett) 67
S.J. – Shea Salinas (unassisted) 90

Misconduct Summary:

CFP – Ruben Botta (caution) 18
S.J. – Innocent (caution) 45
S.J. – Fatai Alashe (caution) 66
CFP – Ruben Botta (ejection) 69

SAN JOSE EARTHQUAKES – Bryan Meredith; Kofi Sarkodie, Marvel Wynne [Joaquin Rivas 45 (Chase Minter 79)], Andres Imperiale, Jordan Stewart (Kip Colvey 45); Fatai Alashe, Mathews Silva, Innocent (Max Alvarez 90), Tommy Thompson; Shea Salinas, Chad Barrett (Christian Cheney 86).

TOTAL SHOTS: 12; SHOTS ON GOAL: 7; SAVES: 2; FOULS: 15; CORNER KICKS: 2; OFFSIDES: 4.

CF PACHUCA – Oscar Perez (Alfonso Blanco 45); Raul Lopez (Jose Martinez 45), Jose Esquivel, Oscar Torres (Salomon Urias 68); Emmanuel Garcia (Jorge Hernandez 45); Victor Guzman, Erick Aguirre, Erick Gutierrez (Juan Calero 62); Ruben Botta, Jose Ramirez (Jonathan Urretaviscaya 62), Wilson Morelo (Mateus Goncalves 45).

TOTAL SHOTS: 7; SHOTS ON GOAL: 6; SAVES: 4; FOULS: 9; CORNER KICKS: 1; OFFSIDES: 4.

San Jose Earthquakes (7-8-12, 33pts) 1:1 Seattle Sounders FC (9-13-5, 32pts) September 10, 2016 – Avaya Stadium

TEAMS	1	2	FINAL
San Jose	1	0	1
Seattle	0	1	1

Scoring Summary:

SJ – Chris Wondolowski (Jordan Stewart) 20
SEA – Nicolas Lodeiro (unassisted) 80

Misconduct Summary:

SJ – Jordan Stewart (caution) 44
SEA – Osvaldo Alonso (caution) 54
SJ – Simon Dawkins (caution) 58
SJ – Marvell Wynne (caution) 69
SJ – Alberto Quintero (caution) 84

SAN JOSE EARTHQUAKES – David Bingham; Jordan Stewart, Andres Imperiale, Victor Bernardez, Marvell Wynne; Alberto Quintero, Darwin Ceren, Fatai Alashe, Cordell Cato (Shea Salinas 75); Simon Dawkins (Chad Barrett 80), Chris Wondolowski.

TOTAL SHOTS: 12; SHOTS ON GOAL: 3; SAVES: 0; FOULS: 15; OFFSIDES: 2; CORNER KICKS: 6.

SEATTLE SOUNDERS FC – Stefan Frei; Chad Marshall, Tyrone Mears, Jovian Jones (Oniel Fisher 55), Roman Torres; Andreas Ivanschitz, Cristian Roldan (Nelson Valdez 80); Nicolas Lodeiro, Erik Friberg (Alvaro Fernandez 65), Osvaldo Alonso; Jordan Morris.

TOTAL SHOTS: 5; SHOTS ON GOAL: 1; SAVES: 1; FOULS: 16; OFFSIDES: 1; CORNER KICKS: 0.

Referee: Baldomero Toledo
Referee's Assistants: Apolinar Mariscal, Andrew Bigelow
4th Official: Kevin Stott
Attendance: 18,000
Weather: Clear

San Jose Earthquakes (7-8-13, 34pts) 0:0 Colorado Rapids (12-5-11, 47pts) September 17, 2016 – Dick's Sporting Goods Park

TEAMS	1	2	FINAL
Colorado	0	0	0
San Jose	0	0	0

Scoring Summary:

None

Misconduct Summary:

COL – Sam Cronin (caution) 35
COL – Dillon Powers (caution) 38
COL – Axel Sjoberg (caution) 38

COLORADO RAPIDS – Tim Howard; Eric Miller, Jared Watts, Axel Sjoberg, Marc Burch; Marlon Hairston (Marco Pappa 90), Micheal Azira, Dillon Powers, Sam Cronin (Caleb Calvert 83), Sebastian Le Toux (Shkelzen Gashi 63); Dominique Badji.

TOTAL SHOTS: 13; SHOTS ON GOAL: 2; SAVES: 3; FOULS: 8; OFFSIDES: 4; CORNER KICKS: 1.

SAN JOSE EARTHQUAKES – David Bingham; Jordan Stewart, Andres Imperiale, Victor Bernardez, Marvell Wynne; Alberto Quintero (Shea Salinas 58), Darwin Ceren, Fatai Alashe, Cordell Cato (Quincy Amarikwa 73); Simon Dawkins (Tommy Thompson 84), Chris Wondolowski.

TOTAL SHOTS: 12; SHOTS ON GOAL: 3; SAVES: 2; FOULS: 4; OFFSIDES: 2; CORNER KICKS: 6.

Referee: Armando Villarreal
Referee's Assistants: Corey Parker, Jonathan Johnson
4th Official: Nima Saghafi
Attendance: 17,645
Weather: Clear

San Jose Earthquakes (7-9-13, 34pts) 1:2 Sporting Kansas City (12-12-7, 43pts) September 24, 2016 – Avaya Stadium

TEAMS	1	2	FINAL
San Jose	1	0	1
Sporting KC	1	2	2

Scoring Summary:

KC – Dominic Dwyer (Paulo Nagamura, Benny Feilhaber) 7
SJ – Simon Dawkins (Henok Goitom, Victor Bernardez) 42
KC – Kevin Ellis (Ike Opara, Benny Feilhaber) 81

Misconduct Summary:

KC – Paulo Nagamura (caution) 52
SJ – Darwin Ceren (caution) 57
KC – Roger Espinoza (caution) 64
SJ – Henok Goitom (caution) 80
KC – Tim Melia (caution) 84

SAN JOSE EARTHQUAKES – David Bingham; Jordan Stewart (Shaun Francis 33), Marvell Wynne, Victor Bernardez, Cordell Cato; Alberto Quintero (Tommy Thompson 80), Darwin Ceren, Fatai Alashe, Simon Dawkins; Quincy Amarikwa (Henok Goitom 4), Chris Wondolowski.

SHOTS: 16; SHOTS ON GOAL: 4; SAVES: 0; FOULS: 17; CORNER KICKS: 9; OFFSIDES: 3.

SPORTING KANSAS CITY – Tim Melia; Nuno Coelho, Jimmy Medranda, Kevin Ellis, Saad Abdul-Salaam; Paulo Nagamura (Brad Davis 63), Soni Mustivar, Roger Espinoza; Benny Feilhaber, Dom Dwyer, Jacob Peterson (Ike Opara 76).

SHOTS: 6; SHOTS ON GOAL: 2; SAVES: 3; FOULS: 19; CORNER KICKS: 1; OFFSIDES: 0.

Referee: Edvin Jurisevic
Referee's Assistants: Adam Garner, Jeffrey Greeson
4th Official: Alex Chlowicz
Attendance: 18,000
Weather: Clear

2016 IN REVIEW

THE CLUB

2015 REVIEW

CLUB HISTORY

OPPONENTS

MEDIA INFO

San Jose Earthquakes (7-10-13, 34pts) 1:3 Montreal Impact (10-10-11, 41pts)
September 28, 2016 – Stade Saputo

TEAMS	1	2	FINAL
Montreal	2	1	3
San Jose	0	1	1

Scoring Summary:

MTL – Dominic Oduro (unassisted) 22
 MTL – Ignacio Piatti (Matteo Mancosu) 32
 SJ – Chris Wondolowski (unassisted) 62
 MTL – Johan Venegas (Ignacio Piatti, Didier Drogba) 90+2

Misconduct Summary:

SJ – Shaun Francis (caution) 12
 MTL – Hassoun Camara (caution) 50
 MTL – Victor Cabrera (caution) 56
 MTL – Ignacio Piatti (caution) 86
 MTL – Johan Venegas (caution) 86
 MTL – Didier Drogba (caution) 90+1

MONTREAL IMPACT – Evan Bush; Hassoun Camara, Victor Cabrera, Laurent Ciman, Ambrose Oyongo; Patrice Bernier (Johan Venegas 82), Harry Shipp (Calum Mallace 63), Marco Donadel, Ignacio Piatti; Matteo Mancosu (Didier Drogba 70), Dominic Oduro.

TOTAL SHOTS: 12; SHOTS ON GOAL: 8; SAVES: 5; FOULS: 18; OFFSIDES: 3; CORNER KICKS: 3.

SAN JOSE EARTHQUAKES – David Bingham; Shaun Francis, Andres Imperiale (Shea Salinas 78), Victor Bernardez, Marvell Wynne (Cordell Cato 69); Alberto Quintero, Darwin Ceren, Anibal Godoy (Fatai Alashe 69), Tommy Thompson; Henok Goitom, Chris Wondolowski.

TOTAL SHOTS: 16; SHOTS ON GOAL: 6; SAVES: 5; FOULS: 14; OFFSIDES: 0; CORNER KICKS: 5.

Referee: Sorin Stoica
 Referee's Assistants: Philippe Briere, Anthony Vasoli
 4th Official: Chris Penso
 Attendance: 16,318
 Weather: Windy

San Jose Earthquakes (8-10-13, 37pts) 2:1 Real Salt Lake (12-11-9, 45pts)
October 1, 2016 – Avaya Stadium

TEAMS	1	2	FINAL
San Jose	1	1	2
Real Salt Lake	1	0	1

Scoring Summary:

SJ – Simon Dawkins (Chris Wondolowski) 34
 RSL – Justen Glad (unassisted) 40
 SJ – Fatai Alashe (Shea Salinas) 72

Misconduct Summary:

RSL – Javier Morales (caution) 72

SAN JOSE EARTHQUAKES – David Bingham; Kofi Sarkodie, Marvell Wynne, Victor Bernardez, Cordell Cato; Shea Salinas, Anibal Godoy (Darwin Ceren 62), Fatai Alashe, Tommy Thompson (Henok Goitom 79); Simon Dawkins (Chad Barrett 86), Chris Wondolowski.

TOTAL SHOTS: 13; SHOTS ON GOAL: 6; SAVES: 4; FOULS: 12; OFFSIDES: 4; CORNER KICKS: 5.

REAL SALT LAKE – Nick Rimando; Jamison Olave, Justen Glad, Tony Beltran, Demar Phillips; Sunny (Luke Mulholland 86), Javier Morales, Kyle Beckerman; Joao Plata (Jordan Allen 76), Olmes Garcia (Yura Movsisyan 76), Juan Manuel Martinez.

TOTAL SHOTS: 12; SHOTS ON GOAL: 5; SAVES: 4; FOULS: 14; OFFSIDES: 2; CORNER KICKS: 1.

Referee: Kevin Stott
 Referee's Assistants: Ian Anderson, Cameron Blanchard
 4th Official: Younes Marrakchi
 Attendance: 18,000
 Weather: Clear

San Jose Earthquakes (8-11-13, 37pts) 1:2 Colorado Rapids (15-5-12, 57pts)
October 13, 2016 – Dick's Sporting Goods Park

TEAMS	1	2	FINAL
Colorado	1	1	2
San Jose	0	1	1

Scoring Summary:

COL – Kevin Doyle (Marc Burch, Dominique Badji) 38
 SJ – Chris Wondolowski (penalty kick) 57
 COL – Kevin Doyle (penalty kick) 73

Misconduct Summary:

COL – Kevin Doyle (caution) 84
 SJ – Victor Bernardez (caution) 86

COLORADO RAPIDS – Tim Howard; Eric Miller, Jared Watts, Axel Sjoberg, Marc Burch; Kevin Doyle (Dennis Castillo 90+1), Micheal Azira, Shkelzen Gashi (Caleb Calvert 69), Dillon Powers, Sebastien Le Toux; Dominique Badji.

TOTAL SHOTS: 14; SHOTS ON GOAL: 7; SAVES: 2; FOULS: 11; OFFSIDES: 1; CORNER KICKS: 7.

SAN JOSE EARTHQUAKES – David Bingham; Jordan Stewart, Victor Bernardez, Marvell Wynne, Kofi Sarkodie (Cordell Cato 74); Alberto Quintero (Shea Salinas 62), Anibal Godoy, Fatai Alashe, Tommy Thompson (Henok Goitom 46); Simon Dawkins, Chris Wondolowski.

TOTAL SHOTS: 11; SHOTS ON GOAL: 3; SAVES: 3; FOULS: 9; OFFSIDES: 1; CORNER KICKS: 7.

Referee: Robert Sibiga
 Referee's Assistants: Corey Rockwell, Richard Gamache
 4th Official: Younes Marrakchi
 Attendance: 13,516
 Weather: Clear

San Jose Earthquakes (8-11-14, 38pts) 0:0 Vancouver Whitecaps FC (9-15-9, 36pts)
October 16, 2016 – Avaya Stadium

TEAMS	1	2	FINAL
San Jose	0	0	0
Vancouver	0	0	0

Scoring Summary:

None

Misconduct Summary:

SJ – Anibal Godoy (caution) 44
 VAN – Cristian Techera (caution) 88

SAN JOSE EARTHQUAKES – David Bingham; Jordan Stewart, Marvell Wynne, Victor Bernardez, Cordell Cato (Kofi Sarkodie 79); Tommy Thompson (Shea Salinas 70), Anibal Godoy, Darwin Ceren, Simon Dawkins; Henok Goitom (Chad Barrett 59), Chris Wondolowski.

TOTAL SHOTS: 18; SHOTS ON GOAL: 6; SAVES: 7; FOULS: 10; OFFSIDES: 1; CORNER KICKS: 13.

VANCOUVER WHITECAPS FC – Paolo Tornaghi; Tim Parker, Fraser Aird, Jordan Harvey, Kendall Waston; Nicolas Mezquida (Giles Barnes 63), Matias Laba, Andrew Jacobson, Cristian Techera (Marcel de Jong 73); Masato Kudo (Marco Bustos 77), Erik Hurtado.

TOTAL SHOTS: 14; SHOTS ON GOAL: 7; SAVES: 6; FOULS: 18; OFFSIDES: 3; CORNER KICKS: 1.

Referee: Fotis Bazakos
 Referee's Assistants: Chris Strickland, Frank Anderson
 4th Official: Hilario Grajeda
 Attendance: 18,000
 Weather: Rain

**San Jose Earthquakes (8-12-14, 38pts) 0:2 Sporting Kansas City (13-13-8, 47pts);
October 23, 2016 – Children's Mercy Park**

TEAMS	1	2	FINAL
Sporting KC	1	1	2
San Jose	0	0	0

Scoring Summary:

KC – Benny Feilhaber (penalty kick) 27
KC – Graham Zusi (Benny Feilhaber) 88

Misconduct Summary:

KC – Seth Sinovic (caution) 33
S.J – Fatai Alashe (caution) 49
KC – Dominic Dwyer (caution) 50
S.J – Victor Bernardez (caution) 54
S.J – Tommy Thompson (caution) 69
70 – Soni Mustivar (caution) 70

SPORTING KANSAS CITY – Tim Melia; Seth Sinovic, Kevin Ellis, Saad Abdul-Salaam, Matt Besler; Paulo Nagamura (Ike Opara 87), Benny Feilhaber, Soni Mustivar; Dom Dwyer (Jimmy Medranda 90+1), Graham Zusi, Roger Espinoza.

TOTAL SHOTS: 8; SHOTS ON GOAL: 3; SAVES: 4; FOULS: 10; OFFSIDES: 1;
CORNER KICKS: 2.

SAN JOSE EARTHQUAKES – David Bingham; Jordan Stewart, Victor Bernardez; Victor Bernardez, Cordell Cato (Chad Barrett 84); Alberto Quintero (Shea Salinas 61); Darwin Ceren, Fatai Alashe, Tommy Thompson; Simon Dawkins, Chris Wondolowski.

TOTAL SHOTS: 7; SHOTS ON GOAL: 4; SAVES: 1; FOULS: 12; OFFSIDES: 1;
CORNER KICKS: 3.

Referee: Drew Fischer
Referee's Assistants: Philippe Briere, Eduardo Mariscal
4th Official: Nima Saghati
Attendance: 20,371
Weather: Sunny

THE CLUB

2015 REVIEW

CLUB HISTORY

OPPONENTS

MEDIA INFO



UNITY
DEVOTION
HERITAGE

#QUAKES74 | **SJEARTHQUAKES.COM**

EARTHQUAKES HISTORY

The Beginning (1994-1996)

The club was established on June 15, 1994 when San Jose became a charter member of Major League Soccer. San Jose joined Boston, Columbus, Los Angeles, New York/New Jersey and Washington, D.C. as the first teams in MLS. Between November 1994 and June 1995, Tampa Bay, Denver, Kansas City and Dallas were added and the San Jose team was assigned to the Western Conference.

The club began to take shape on August 1, 1995 when a Bay Area soccer icon, Peter Bridgwater, was named the president and general manager of the team. Bridgwater previously served as the owner and general manager of the North American Soccer League version of the San Jose Earthquakes, and was one of the founders of the Western Soccer Alliance in the mid-1980s. Bridgwater was also the executive director for the San Francisco venue of the 1994 World Cup.

San Jose began its history nicknamed the "Clash," a moniker it kept for four seasons before switching to "Earthquakes" prior to the 2000 season, embracing the name of the former NASL franchise that had been successful in the area throughout the 1970's and 1980's.

Laurie Calloway was named the first head coach in San Jose history on December 7, 1995. Soon after, Calloway announced the first two members of the San Jose club: Bay Area native and U.S. National Team veteran John Doyle and Nigerian World Cup veteran Michael Emenalo.

1996: Excitement In San Jose

Throughout the early stages of 1996, San Jose remained busy attempting to field their first squad in the organization's history. The club received a huge boost when it was allocated U.S. National Team leading scorer Eric Wynalda on January 23, just one day after he became the all-time leading goal scorer in U.S. National Team history.

The team continued to take shape, as Paul Bravo was the club's first ever draft pick on February 6 in the inaugural MLS Draft. Eleven days later, San Jose was involved in the first trade in league history, sending Rhett Harty and a first-round draft choice to the MetroStars for defender Troy Dayak.

Soon after the first draft, Calloway convened the team on the south campus of San Jose State University on March 1 for the club's first-ever training camp. San Jose was once again an integral part of the launching of MLS, hosting the MLS' Inaugural Game at Spartan Stadium before a crowd of 31,683 on April 6. The then-record crowd did not go away disappointed as San Jose won its first game on the first goal in MLS history courtesy of Wynalda, defeating D.C. United 1-0. One month later, the club made history again, as they hosted the LA Galaxy in a match that drew 31,728 fans to Spartan Stadium, setting the record for attendance at a sporting event in the city of San Jose.

San Jose went on to finish their first season with a 15-17 record and a tough three-game exit from the playoffs by the eventual MLS runners-up Los Angeles Galaxy. It was a season that saw the club host the one millionth fan to attend an MLS game and record the first victory for an MLS team against an international opponent. The Clash defeated UNAM Pumas of the Mexican



First Division 2-1 at Spartan Stadium on June 12 to earn that distinction. Doyle went on to be recognized as the first MLS Defender of the Year after a stellar season, while also earning a spot on the MLS Best XI team. Missael Espinoza, a Mexican National Team standout, earned the Clash Budweiser MVP Award in that first season.

San Jose would continue with its international success, becoming the first MLS team to make a post-season international tour. The club split two games during a 13-day trip through China in late October and early November.

1997: A Star Emerges

San Jose finished the 1997 season with a 12-20 record and failed to make the playoffs. The Clash played through a mid-season coaching change that occurred when Brian Quinn replaced Calloway on June 25, 1997. At the time, the 37-year old Quinn became the youngest coach in MLS history and he finished the '97 campaign with a 7-10 record.

The 1997 team was led by first-year MLS player Ronald Cerritos. Cerritos would go on to become a fan favorite in San Jose, playing with the team for six seasons and becoming the club's all-time leading goal scorer. The Salvadoran set both an MLS and San Jose record with his 11-game point streak during the season, which helped him to be named to the MLS Best XI. Notable members of the '97 club were head coach Dominic Kinnear and U.S. National Team star Eddie Lewis, then a second-year MLS midfielder. San Jose also made its first appearance in the Lamar Hunt U.S. Open Cup in 1997, defeating the Central Coast Roadrunners in their first match, before bowing out in the next round of the historic competition.

EARTHQUAKES HISTORY

THE CLUB

2016 REVIEW

CLUB HISTORY

OPPONENTS

MEDIA INFO

1998: Another Lean Season

The 1998 season was one of excitement tempered by frustration. Quinn led the team to a 13-19 record, good for 33 points in MLS. San Jose was forced to play the first three home games of the season at Stanford University after winter rains delayed the renovation on Spartan Stadium. When the club returned to Spartan Stadium, they faced the New England Revolution May 3, 1998 on a newly widened field that was 70 yards wide and 110 yards long.

Ronald Cerritos again led the team, putting in 13 goals to finish the season as the eighth leading goal-scorer in the league. During the 1998 season, the pieces of the eventual 2001 MLS Cup Champions began to form at Spartan Stadium. Eventual 2002 MLS all-star Wade Barrett was drafted in the first round of the 1998 College Draft, and eventual 2002 MLS Goalkeeper of the Year Joe Cannon gained his first MLS experience. Cannon was called to the club from the A-League to serve as a back up for ten days before returning to soccer's minor leagues. Defender Richard Gough enjoyed an all-star season in 1998, as he was the only member of the team selected to play in the mid-season classic. The club was forced to play through May and June without forward Eric Wynalda, who was with the United States National Team at the World Cup in France. Wynalda appeared in two matches for the U.S. during the World Cup.

1999: The Kraft Era Begins

For the first three seasons of the League's history, the San Jose club had operated as a league-owned team. That arrangement changed on November 18, 1998 when the Kraft Group Sports, the investor-operator of the New England Revolution and owner of the NFL's New England Patriots, took over operations of the team. The change in ownership brought immediate change throughout the organization.

Kraft Group Sports assumed operation of the team on January 4 and named Lynne Meterparel the general manager and Renato Capobianco as director of soc-

cer. The 1999 season also marked the final year that the club would be known as the Clash, and the team retired the nickname by setting a club record for wins in a season with 19. Unfortunately, the team's 37 points saw them come up just short of a playoff spot for the third straight season.

However, the team did place three players in the All-Star Game, as Cerritos, Lewis and defender Mauricio Wright were selected. Wright knocked in the game-winning goal in the mid-season classic off a Cerritos assist in the 84th minute. The 1999 season also saw Cerritos break his own goal-scoring record with 15, and Lewis establish a new high mark for assists, registering 14.

Lothar Osiander became the third head coach of the team when he took over for Quinn on September 16 with five games remaining in the season. Assistant coach Jorge Espinoza guided the team to two wins before Osiander, the former U.S. National Team coach, was able to join the team from coaching the MLS Project-40 team for the final three matches of the year.

Despite missing the post-season, San Jose continued building for the future. The 1999 season was the first season for four key members of the 2001 MLS Cup Championship squad. Midfielder Richard Mulrooney, defender Jimmy Conrad, goalkeeper Joe Cannon and midfielder Scott Bower all debuted over the course of the year, establishing the solid foundation of the club. Mulrooney was a finalist for the MLS Rookie of the Year award.

With precocious rookies arriving, San Jose parted ways with a piece of its past, loaning striker Eric Wynalda to Leon of the Mexican First Division for the early stages of the season and then sending him to the Miami Fusion via the MetroStars on June 1 as part of the "future considerations" from an early season deal.

Ronald Cerritos again led the team in scoring and finished as the third-leading scorer in MLS with 15 goals and 39 points. His bicycle kick assist to Alejandro Sequeira Sept. 4 also earned him the Nickelodeon Play of the Year. He was also named the MLS Player of the Month for September when he scored four goals and notched four assists as the team battled for a playoff spot. Solid midfielder Eddie Lewis was named to the MLS Best XI, becoming the third San Jose player ever to be honored.

2000: Earthquakes Shake San Jose Again

The 2000 season marked the return of a soccer club with the Earthquakes nickname to the Bay Area. San Jose played its first season under the Earthquakes moniker, revamping the organization under the name of the NASL soccer team that had been so popular in the area in the 1970's and early 1980's.

The 2000 edition of the Quakes was not immediately able to rekindle the glory days of the club, missing out on the playoffs for a fourth straight year and finishing the season with a 7-17-8 record in the first season that MLS games finished as ties. The season began with much promise after the allocation of Khodadad Azizi, a forward who played in the German Bundesliga and was the 1996 Asian Player of the Year. Azizi was selected to the All-Star team along with midfielder Dario Brose, but he managed to score just three goals in 20



EARTHQUAKES HISTORY

THE CLUB

2016 REVIEW

CLUB HISTORY

OPPONENTS

MEDIA INFO

games.

While Azizi and several new Quakes, including 2001 MLS Cup Champions Ian Russell and Jon Conway, were getting adjusted to the style of play under Osiander, San Jose was forced to part ways with one of its past stars. Eddie Lewis, the team's midfield star, was transferred to Fulham of the English First Division for a then MLS-record \$1.5 million transfer fee.

While the team struggled at times, the Earthquakes did manage to set an MLS record with 15 straight unbeaten matches at Spartan Stadium. The streak stretched from Aug. 21, 1999 – July 15, 2000. It was a mark that the club would equal just two seasons later.

With a defense led by the emerging force of goalkeeper Joe Cannon, the Quakes recorded a club record nine shutouts in 2000. Long-time Bay Area soccer legend John Doyle played his last game as a member of the club in 2000, finishing a highly-decorated career that included eight years as a member of the U.S. National Team and a spot in the 1988 Olympics and 1990 World Cup.

Forward Abdul Thompson Conteh was recognized as the MLS Humanitarian of the Year for his efforts to raise awareness and funds for the victims of war in his native Sierra Leone.

In a move that would foreshadow the dramatic upheaval the club would soon undergo, Lynne Meterparel stepped down as the Earthquakes General Manager on October 4 after 21 months.

2001: That Championship Season

After several years of frustration, the San Jose club was able to deliver a true season to remember for its fans in 2001, a season that ended with the club capturing its first MLS Cup Championship. It was a roller coaster ride right from the start when a new operating group was introduced in January and it accelerated with the addition of a savvy coach and the signing of the brightest American star the sport has ever seen.

The San Jose Earthquakes experienced a re-birth in 2001 when it was announced that Silicon Valley Sports & Entertainment, the business and marketing arm of the NHL's San Jose Sharks, would become the operator of the club on January 10. In addition, Spartan Stadium was named the site of the 2001 MLS All-Star game the same day, and the stage was set for the Earthquakes historic season.

Just two days later, head coach Lothar Osiander was relieved of his duties. With the days leading to the draft and pre-season training rapidly approaching, Tom Neale was hired as the Earthquakes general manager on Feb. 1. Frank Yallop became the fifth head coach in Earthquakes history when he was hired on Feb. 2, giving him just two days in command prior to the MLS SuperDraft.

Yallop wasted little time turning the Quakes into a contender, acquiring one of the league's best defenders, Jeff Agoos, from D.C. United in exchange for two draft picks and Abdul Thompson Conteh. Yallop then received defender Zak Ibsen in a trade from Los Angeles for a draft pick and acquired high-scoring A-League forward Dwayne De Rosario as an allocated player.

Yallop's busy week was not over, however, as he drafted six players in the Feb. 5 SuperDraft, including



Chris Carrieri with the number one pick and defender Eddie Robinson with the 20th selection. Yallop was able to solidify the Quakes midfield when he acquired Manny Lagos from Tampa Bay in exchange for two draft picks.

With a revamped Earthquakes team coming into focus, former Earthquakes player Dominic Kinnear was hired as an assistant coach Feb. 15. The coaching staff was also bolstered by the return of goalkeeper coach Tim Hanley, who had served in the same capacity from 1997-1999. Seven days after Kinnear's hiring, another important piece of the 2001 Earthquakes came together when Ramiro Corrales rejoined his original club, coming over in a trade with the MetroStars.

Perhaps the biggest announcement in Earthquakes history took place on March 29, when it was announced that then 19-year-old superstar Landon Donovan would join the club as an allocated player. Donovan, from Redlands, California, was well known in the soccer world, joining the Quakes from German Bundesliga club Bayer Leverkusen, with whom he signed a contract in 1999.

As the season was set to start with a sense of optimism never before experienced at Spartan Stadium, Yallop and the Quakes made two more major moves, signing Danish star Ronnie Ekelund and bringing defender Troy Dayak back to the team.

Dayak was an original member of the club in 1996 and appeared in matches in 1997-1998 before succumbing to serious surgery on a bulging disk in his neck that took over two years to fully recover.

The Quakes got off to a slow start in April before tearing through an undefeated stretch from late April to early July (7-0-5) to establish themselves as one of the best teams in the league.

MLS recognized the Quakes firepower, as a team record six players were named to the MLS West All-Star team in July. A large crowd at Spartan Stadium watched the Quakes put on a mid-season show in the 6-6 game July 28. Ronald Cerritos, Joe Cannon, Troy Dayak, Manny Lagos, Jeff Agoos and Landon Donovan all represented the team, with Donovan taking home the

EARTHQUAKES HISTORY

THE CLUB

2016 REVIEW

CLUB HISTORY

OPPONENTS

MEDIA INFO

MVP honors after thrilling the crowd with four goals.

Quakes general manager Tom Neale resigned a day before the All-Star game, but the team continued to roll along, finishing with a 13-7-6 record for the best winning percentage (.615) in club history. The team entered the final two games (both against the Los Angeles Galaxy) of the season trailing the Galaxy by two points in the Western Division standings. Tragedy struck the day the team was set to travel to Los Angeles for the first of their final two matches, as the terrorist attacks on New York City and Washington, D.C. put the country on hold. MLS canceled the remaining regular season games and the Quakes finished second in the Western Division and fifth overall in MLS, their best finish in club history. Overall, the Quakes winning percentage improved by .271 from 2000 to 2001, the third highest increase from one season to the next in league history.

The Earthquakes made this playoff appearance count, rolling over the Crew in the MLS Cup Playoff quarterfinals in two games, 3-1 and 3-0. The Quakes then faced the owners of MLS' best regular-season record, the Miami Fusion, in the semifinals.

It was a hard-fought series, with Miami striking first with a 1-0 win in the first game off a goal in the 53rd minute from Preki. San Jose responded in the second game with a resounding 4-0 win at Spartan Stadium, setting the stage for one of the biggest games in Quakes history at Lockhart Stadium in Fort Lauderdale, Fla. on October 17.

The game was a tight, pressure-packed affair that headed into overtime deadlocked at zero. It remained that way until four minutes into the extra session when Richard Mulrooney curled in a corner kick from the right side. Standing on the back post in heavy traffic, Jimmy Conrad knocked the ball in the air toward the goal-mouth, where a leaping Dayak powered the ball past Miami goalkeeper Nick Rimando for a 1-0 win and the Earthquakes first-ever trip to the MLS Cup Final.

It was an incredible week to be a member of the Earthquakes as the club prepared for MLS Cup 2001 in Columbus, Ohio against their in-state rival Los Angeles Galaxy. In his first season as head coach, Frank Yallop was recognized for turning the club around from its last-place finish in 2000 to the MLS title game with the Coach of The Year Award. First year Quake Jeff Agoos was named MLS Defender of The Year and a mem-

ber of the MLS Best XI while Troy Dayak won the Ace Comeback Player of the Year Award for his dramatic recovery from neck surgery. As a team, the Earthquakes were recognized with the Fair Play Award.

MLS Cup 2001 would feature a similar Earthquakes sweep. Despite falling behind 1-0 on a Luis Hernandez goal in the 21st minute, San Jose responded with a world-class strike by Donovan in the 43rd minute. The team then won the first championship in club history on a golden goal by Dwayne De Rosario six minutes into overtime. De Rosario was rewarded with the MLS Cup MVP trophy, and the Earthquakes were finally able to call themselves MLS Cup Champions.

2002: Defending the Cup

The Quakes began the 2002 campaign in an unusual position. For the first time they were among the league favorites to win the championship. The team was well positioned for another run at the title, as MLS Defender of the Year Jeff Agoos and star forward Landon Donovan were returning. The team also made a major off-season move as it sent all-time leading scorer Ronald Cerritos to the Dallas Burn for the Burn's top goal scorer Ariel Graziani on Feb. 8. On the same day, the Quakes announced that Johnny Moore would serve as the new general manager. Moore had strong roots in the history of San Jose soccer, having played for the NASL Earthquakes from 1974-1977, while also serving as assistant general manager from 1974-1976. In 1977, Moore became the first person to serve as a player and general manager at the same time, helping the Quakes rank among the leaders in NASL in attendance.

With Frank Yallop and Dominic Kinneer in charge, 2002 turned out to be another fantastic season for San Jose. The team held first place overall in MLS from April 20-Sept. 13 and posted an MLS all-time best home record of 12-1-1 at Spartan Stadium. The Quakes posted a then-MLS record 12-game winning streak at Spartan Stadium and a 15-game unbeaten streak at home that tied their own home unbeaten streak. At the end of the year, the Quakes finished with the second-best record in MLS and equaled the club record for points in a season with 45.

The Quakes also participated for the first time in the CONCACAF Champions Cup, where they advanced to the quarterfinals. The team swept CD Olimpia of Honduras in the Round of 16 1-0 and 3-1, but could not get by Mexican champion Pachuca CF, who won the two-game series 3-1 on aggregate.

Individually, a number of Quakes shined both internationally and in the league. Jeff Agoos and Landon Donovan represented the United States at the 2002 World Cup with Donovan starting every game and scoring two goals. The U.S. shocked the world by advancing to the quarterfinals.

At home, Wade Barrett and Ronnie Ekelund earned spots on the MLS Best XI team, while Joe Cannon was named MLS Goalkeeper of the Year. For the second straight season, six Quakes players participated in the MLS All-Star game (Jeff Agoos, Wade Barrett, Joe Cannon, Landon Donovan, Ariel Graziani and Richard Mulrooney). Frank Yallop earned the honor of coaching the MLS All-Stars in the game and his squad defeated the U.S. National Team 3-2. In 2002, Cannon set a club



EARTHQUAKES HISTORY

record with eight shutouts, while Graziani also broke a record by scoring six game-winning goals on his way to leading the team with 14 goals and five assists.

The playoffs were not as fruitful for the Quakes, however, as they were swept by the Columbus Crew, losing two games by 2-1 scores. Landon Donovan led the playoff charge with a goal and an assist, but his efforts were not enough as the Quakes were unable to defend their title.

2003: Return to Glory

After losing in the first round of the 2002 MLS Cup Playoffs, the Earthquakes went through a tumultuous off-season prior to 2003. Eight players left the team through trade or free agency, and the club re-loaded by bringing in nine new faces through the draft and shrewd trades. Starters Joe Cannon, Jimmy Conrad, Wade Barrett and Ariel Graziani would not be back for 2003.

The Quakes acquired Stanford All-American Todd Dunivant, 17-year-old Arturo Alvarez, Pac-10 Player of the Year Roger Levesque, forward Jamil Walker and goalkeeper Josh Saunders in the MLS SuperDraft. The team picked up Los Angeles Galaxy midfielder Brian Mullan in a trade, while also acquiring Craig Waibel (Waiver Draft) and Brian Ching (Supplemental Draft). After an injury to goalkeeper Jon Conway in preseason, Yallop and Kinnear signed Canadian National Team veteran Pat Onstad to man the net.

Yallop's squad had two setbacks prior to kicking off the regular season. First, CSD Municipal of Guatemala eliminated the Quakes from the CONCACAF Champions Cup in the round of 16 5-4 on aggregate. Second, projected starting forward Dwayne De Rosario, who had missed the preseason with a broken foot, suffered a torn lateral collateral ligament in his right knee and was expected to be out for the year.

Despite the difficulties suffered in preseason, the Quakes surprised the League by bursting out of the gate with a 4-0-2 record in their first six games to claim the top spot in the Western Conference. The team, however, continued to deal with adversity as a number of players went down with injuries while Landon Donovan, Richard Mulrooney, Pat Onstad and Arturo Alvarez all missed time due to national team commitments.

Overall in 2003, the Quakes lost more than 100 man games to injuries and national team call-ups, but they battled through and held the top spot in the Western Conference for every week but one. Contributions came from every player on the roster. Rookies Todd Dunivant and Jamil Walker each notched eight points, setting the single-season rookie scoring record, while Arturo Alvarez scored a goal in his first career start. Brian Mullan and Brian Ching put together career years with each netting six goals, while Craig Waibel, another former Galaxy player, put up career highs in games played and minutes played.

With strong efforts from everyone, San Jose captured its first-ever regular season Western Conference Championship with 51 points, a new club record. Pat Onstad and Landon Donovan were named to the Best XI team and Onstad was also recognized as the MLS Goalkeeper of the Year. The Canadian international re-wrote the San Jose record book for goalkeepers, setting the club record for shutouts (9), wins (14), catch/

punches (117), games played in goal (27) and goals against average (1.04). He also found himself among the league leaders in most goalkeeping categories, placing first in catch/punches (117), first in shutouts (9), second in goals against (1.04) and second in wins (14).

Donovan and Dwayne De Rosario also had two defining moments in 2003 as they notched the first two hat tricks in club history. Donovan got things started by netting the first Quakes hat trick on Sept. 20 against Kansas City and then De Rosario followed the next week with a hat trick of his own against the Dallas Burn. De Rosario scored his first goal of that game 11 seconds in, setting the record for the fastest goal in MLS history.

In the MLS Cup Playoffs, the Quakes started slowly with a 2-0 loss to the Los Angeles Galaxy in the first game of a two-game aggregate goal series and then they fell behind 2-0 just 13 minutes into game two. Facing a 4-0 aggregate goals deficit, Yallop's squad responded with the tenacity and desire shown all season, as they netted four unanswered goals in regulation, capped by Chris Ronér's 90th minute header. Rodrigo Faria, who arrived in a late season trade, scored the overtime winner setting off a celebration at Spartan Stadium. The 5-2 comeback win has since been called the "greatest game in MLS history."

The Quakes continued their run to the championship, coming back just six days after the miracle against the Galaxy to record another memorable victory in the Western Conference Championship. Against the Kansas City Wizards, the Quakes twice recovered from one-goal deficits in the second half to tie the game and send it to overtime to the delight of 16,108 fans at Spartan Stadium. With only three minutes remaining in the overtime period, Landon Donovan sent the crowd into delirium with the game-winning goal off a pass from Ronnie Ekelund, giving San Jose its first-ever Western Conference Championship.

After coming from behind in their previous two playoff matches, the Quakes struck first in the MLS Cup



THE CLUB

2016 REVIEW

CLUB HISTORY

OPPONENTS

MEDIA INFO

EARTHQUAKES HISTORY

THE CLUB

2016 REVIEW

CLUB HISTORY

OPPONENTS

MEDIA INFO

against the Chicago Fire at The Home Depot Center. Ronnie Ekelund blasted a free kick past Fire goalkeeper Zach Thornton in the fifth minute, tying the MLS Cup record for the fastest goal in Cup history. Donovan stretched the lead to two goals by finishing off a Jamil Walker through ball in the 38th minute and the Quakes headed into halftime with a two-goal cushion. Onstad was outstanding in the first half with seven saves to hold Chicago scoreless.

The first 15 minutes following intermission saw back-and-forth action as three goals were scored during that interval and a penalty kick was called. DaMarcus Beasley scored for Chicago in the 49th minute, but Richard Mulrooney responded a minute later with a goal to stretch the lead back to two goals at 3-1. An own goal by Chris Ronér made it a 3-2 game and three minutes later Fire forward Damani Ralph was fouled in the penalty box to earn a penalty kick. Ante Razov stepped up to take the penalty and drove it towards the lower left corner, but Onstad was there to make a momentum-changing save. Donovan put the finishing touches on the Quakes' second championship win in three seasons with a goal in the 71st minute from a Dwayne De Rosario cross. The Quakes four goals set an MLS Cup record, while the six combined goals were also a record.

The Earthquakes proved once again that they were the top team in MLS. From 2001-2003, San Jose was the top team in MLS with two MLS Cup Championships and the best regular season record at 41-25-18.

2004: Kinnear Takes Charge

Despite coming off their second championship in three seasons, changes at the top were the big story heading into the 2004 season. In December 2003, head coach Frank Yallop stepped down from the Quakes to take over the Canadian National Team. In his place, the Quakes elevated assistant coach Dominic Kinnear to the top job and he brought in long-time San Jose player John Doyle to serve as his assistant coach. In late January 2004, changes continued as general manager Johnny Moore stepped down and was replaced by former U.S. World Cup star Alexi Lalas, who was named President and General Manager on January 27, 2004.

A successful draft by Kinnear and Doyle saw the team acquire local Santa Clara products defender Ryan Cochrane and goalkeeper Steve Cronin in the first round. The team also picked up midfielder Tighe Dombrowski from the University of Wisconsin-Milwaukee in the fifth round. Those draft picks served to bolster a team that brought back over 90 percent of the 2003 team. Manny Lagos, who was traded to Columbus for a third round pick, was the only starter not retained.

The 2004 season again saw the Quakes lose more than 100 man games to injury and national team call-ups, and coupled with nine one-goal losses, San Jose finished 9-10-11 and fourth in the Western Conference. San Jose then faced Kansas City in the Western Conference Semifinals in a two-game series. After winning the first game 2-0 at home on goals by Dwayne De Rosario and Craig Waibel, Kansas City turned the tables in game two to beat the Quakes 3-0 and end their season.

While San Jose did not make it back to MLS Cup, the team accomplished a number of notable feats. It set club records by recording four straight shutouts from

Aug. 14–Sept. 4, while also recording a club record 459-minute shutout streak. Kinnear's squad also broke the MLS record by extending their unbeaten streak when scoring first at home to 46 games.

Individually, the Quakes had a number of outstanding performances and milestones. For the first time in club history, the Earthquakes had five players voted in as starters for the Sierra Mist MLS All-Star Game as Jeff Agoos, Brian Ching, Landon Donovan, Richard Mulrooney and Pat Onstad all earned spots on the West squad. Ching scored in the game on assists from Mulrooney and Donovan, but the West fell 3-2.

Ching had a breakout year after recovering from a torn Achilles tendon in 2003, as he scored a league-leading 12 goals and notched four assists to earn MLS Comeback Player of the Year honors and a spot on the RadioShack Best XI team. In another historic moment, Mulrooney set the club record for assists against the Los Angeles Galaxy on May 22 and finished the year with 44 career assists. Mulrooney finished 2004 as the all-time leader in six categories, including games played (163), minutes played (14,204) and fouls suffered (354), among others.

The off-season saw more change as the Quakes lost star forward Landon Donovan, who decided to return to Germany to play for Bayer Leverkusen, which had exercised the option to retain Donovan after his four years in MLS.

2005: The Supporters' Shield

Coming off a disappointing 2004 season, head coach Dominic Kinnear helped return long-time stand-out members of the club before the start of the season. Bringing in 18 new players, including returnees to the team Ronald Cerritos and Wade Barrett, Kinnear led the Quakes to the greatest regular season in team history with an 18-4-10 record and 64 points, clinching the



EARTHQUAKES HISTORY

club's first Supporters' Shield, despite losing more than 100 man games to injury. Newcomers Ricardo Clark, Kelly Gray, Danny Califf, Mark Chung, Brad Davis and Alejandro Moreno all played big parts in the Quakes' 2005 success.

The team set the MLS record for the fewest losses in league history with four and became the second team in MLS history to surpass 60 points in a season. San Jose also set club records in the following categories: winning streak (6 games), road winning streak (6 games), shutouts (12), most road shutouts (4), most road wins (9), unbeaten streak (14 games) and most consecutive shutouts at home (5). Kinnear's squad became the first team in MLS history to finish the regular season unbeaten at home (9-0-7), while stretching their all-time unbeaten streak at home to 18 games, another MLS record. San Jose posted a +22 goal difference, the best in team history with 53 goals scored and 31 allowed.

Despite the great regular season success, the Quakes were eliminated for the second straight season in the Western Conference Semifinals. After losing 3-1 on the road to the Los Angeles Galaxy in the first leg of the series, the Quakes could not comeback and fell 4-2 overall on aggregate.

Dwayne De Rosario had the best season of his five-year MLS career in 2005 to lead the Quakes. Moving from forward to attacking midfielder, the Canadian international recorded career-highs in goals (9) and assists (9) and finished runner-up in the Honda MLS MVP race. He also earned his second straight Sierra Mist MLS Goal of the Year award for his spectacular free kick on Oct. 15 against the Los Angeles Galaxy.

Also having standout seasons for the Quakes were goalkeeper Pat Onstad and defender Danny Califf, who were both named to the RadioShack MLS Best XI team. Onstad was also named the MLS Goalkeeper of the Year for a season in which he led the league in wins (18), shutouts (12), goals against average (0.97) and save percentage (77.2). It was the second Goalkeeper of the Year award for the 37-year-old Canadian, who also moved into first place in team history with his 27th career shutout on Oct. 1 against New England. Califf helped stabilize the defense after coming over in a trade with the Galaxy, appearing in 20 games and scoring two goals. Along with Eddie Robinson, Califf helped form the most formidable central defense tandem in MLS.

Cerritos, the all-time leading goal scorer in team history, made a strong return to San Jose in 2005, after spending three seasons away from the team. Cerritos finished the year with six goals and eight assists to push his all-time totals to 61 goals and 47 assists, both team records. Cerritos notched his record-breaking 46th assist on August 6 against the Columbus Crew.

2005 also saw two original members of the team honored on the field at Spartan Stadium. The team inducted John Doyle as the inaugural member of the San Jose Earthquakes Hall of Fame, while Troy Dayak was honored in a post-game ceremony after announcing his retirement. Doyle's number was unveiled in Spartan Stadium along with a Hall of Fame banner at halftime of the team's Aug. 27 game against the Los Angeles Galaxy. Doyle was the first signing in the team's history



on Dec. 7, 1995 and had a standout career with San Jose. The team captain during every year of his tenure, Doyle appeared in 132 games during his five seasons in San Jose and scored 11 goals and notched 15 assists. He was named the 1996 MLS Defender of the Year and made the MLS Best XI that year as well. The Fremont, Calif. native also earned a spot in the MLS All-Star Game in 1996 and 1997. Since his retirement following the 2000 season, Doyle spent three years as the color commentator on Quakes broadcasts before serving as the assistant coach in 2004 and 2005.

Dayak announced his retirement from the Earthquakes after spending eight seasons with the team and overcoming two potential career-ending injuries. Dayak played for San Jose from 1996-1998 and then returned to the team in 2001 after overcoming a severe neck injury that required surgery and torn knee ligaments. The former Livermore High School standout was a major factor in the Quakes' 2001 MLS Cup Championship victory as he missed only one game in 2001 and was named the MLS Comeback Player of the Year, while also earning a spot on the MLS All-Star team. His overtime header against the Miami Fusion in the MLS Cup Playoff Semifinals sent San Jose to their first MLS Cup. Despite being hampered by injuries following that season, "The Beast" still helped San Jose win their second MLS Cup in 2003, while being one of MLS' elite teams in 2002, 2004 and 2005. He was honored on the Spartan Stadium field in a post-game ceremony on October 8, where he was presented a commemorative Earthquakes belt buckle.

On December 15, 2005, after the greatest regular season in team history with an 18-4-10 record and 64 points clinching the club's first Supporters' Shield, the Earthquakes were placed on hiatus by the League, with their players and coaching staff moving to Houston where they played as the Houston Dynamo until 2008.

2006: The Rebirth Begins

On May 24, Lew Wolff, principal owner of the Oakland Athletics, purchased an exclusive option to acquire an MLS team and bring professional soccer back to the Bay Area. David Alioto was named the Executive Vice President of the San Jose Earthquakes.

2007: The Earthquakes Return

On July 18, Lew Wolff activated an option for the rights to the San Jose Earthquakes and Major League

THE CLUB

2016 REVIEW

CLUB HISTORY

OPPONENTS

MEDIA INFO

EARTHQUAKES HISTORY

THE CLUB

2016 REVIEW

CLUB HISTORY

OPPONENTS

MEDIA INFO

Soccer granted them a new expansion team. The club started to take shape on Oct. 3, when John Doyle was named General Manager of Soccer Operations. On the same day, the Earthquakes unveiled their new uniforms and team logo. On Oct. 26, the Earthquakes announced Buck Shaw Stadium in Santa Clara as their temporary venue for the 2008, 2009 and 2010 seasons with some games being played at McAfee Coliseum in Oakland.

One of the biggest announcements for the new expansion team came on Nov. 5 when the Earthquakes named Frank Yallop their head coach. With Yallop aboard, the Earthquakes selected 10 players in the MLS Expansion Draft, including former Earthquakes defender Ryan Cochrane of the Houston Dynamo. Also selected were Clarence Goodson (FC Dallas), Ned Grabavoy (Columbus Crew), James Riley (New England Revolution), Joseph Vide (New York Red Bulls), Ivan Guerrero (Chicago Fire), Brian Carroll (D.C. United), Jason Hernandez (Chivas USA), Gavin Ginton (LA Galaxy) and Chris Pozniak (Toronto FC). A few days later, the Earthquakes acquired forward Kei Kamara from the Columbus Crew and goalkeeper Preston Burpo from Chivas USA. The Earthquakes traded defender Brian Carroll to the Crew for Kamara and traded the club's fourth-round pick in the 2008 MLS Super Draft to Chivas USA in exchange for Burpo.

On Nov. 29, the Earthquakes brought another familiar face to the club by naming Ian Russell the assistant coach.

Toward the end of the year, the Earthquakes had open tryouts in seven cities across Northern California looking for local talent. The tryout tour began on Nov. 3 and finished on Sunday, Dec. 2 with over 600 players trying out. The tour visited Sacramento, Santa Rosa, San Francisco, Salinas, Oakland, Walnut Creek and Hayward. There were 33 players selected from the tryout tour that participated in the Earthquakes invitation-only combine. These players competed with other players from United Soccer League and from other top colleges in the country for a spot on the Quakes reserve division team.

2008: Expansion Year

The San Jose Earthquakes started 2008 with a flurry of activity. On Jan. 10, they acquired goalkeeper Joe Cannon from the Los Angeles Galaxy. Soon after, the team acquired defender Nick Garcia from the Kansas City Wizards in exchange for the No. 1 overall pick in the 2008 MLS SuperDraft and then selected Shea Salinas with the 15th overall pick in the MLS SuperDraft.

The Quakes reported for preseason at the beginning of February and officially made their on-field return to the Bay Area on February 13, in a 1-0 preseason loss to the old version of themselves, the Houston Dynamo, at PAL Stadium in San Jose. Another familiar face returned to San Jose soon after, as the Earthquakes acquired midfielder Ramiro Corrales from the Houston Dynamo in exchange for allocation money.

On Feb. 26, the Earthquakes named former Quakes midfielder Ronnie Ekelund the technical advisor. A day later, the team acquired midfielder Ronnie O'Brien from Toronto FC in exchange for a first-round draft pick in the 2009 MLS SuperDraft and allocation

money.

The Quakes kept on building the team and on March 13, Jason Batty was named the goalkeeper coach. At the end of the month, the team signed Shea Salinas and acquired forward John Cunliffe. Prior to the opener against the Los Angeles Galaxy on April 3, the Earthquakes signed Eric Denton, Jay Ayres, Matt Hatzke, Adam Smarte, Jamil Roberts and Ryan Johnson.

The team opened its home schedule in front of over 20,000 fans at the Oakland-Alameda County Coliseum against the Chicago Fire on April 12. The Quakes won their first match on April 19 with a 2-0 road victory over the Colorado Rapids. Another milestone came on May 3, when the team opened its new home, Buck Shaw Stadium, on the campus of Santa Clara University. The Quakes played to a 0-0 draw in front of a sold-out crowd of 10,515.

While the Quakes were back on the field, the team was not able to find its rhythm until midseason. To help bolster the attack, John Doyle and Frank Yallop signed English forward Darren Huckerby, MLS veteran forward Scott Sealy, former AS Roma midfielder Francisco Lima and acquired former Earthquakes midfielder/forward Arturo Alvarez. The new signings paid off and the team posted a nine-game unbeaten streak from July 12-Sept. 27, the longest unbeaten streak in the league in 2008 and the second longest ever by an expansion team. That run got the Quakes back into the thick of the play-off race, but they were not able to climb all the way back up the standings and were eliminated from the playoff chase on the penultimate weekend of the season.

During the 2008 season, the team earned a number of memorable victories, including a 2-1 victory against the Houston Dynamo on May 22 at Buck Shaw Stadium, a last-minute 3-2 win against the Los Angeles Galaxy at Oakland Alameda County Coliseum, a 4-0 win over the New England Revolution and a 2-0 road win over the eventual MLS Cup Champion Columbus



EARTHQUAKES HISTORY

THE CLUB

2016 REVIEW

CLUB HISTORY

OPPONENTS

MEDIA INFO

Crew. The Quakes capped the season with a 2-0 win over Toronto FC on Oct. 25. The team also set a single-game attendance record on June 14 against the Los Angeles Galaxy, as 39,728 fans packed into Oakland-Alameda County Coliseum.

The Quakes saw standout performances from a number of players, including goalkeeper Joe Cannon and midfielder Darren Huckerby. Cannon led the league in saves and posted nine shutouts on the year and was also named the team's U.S. Soccer Foundation Humanitarian of the Year. Huckerby scored six goals and notched four assists in just 14 games to be named the MLS player of the month for September, MLS Newcomer of the Year and the Earthquakes Most Valuable Player. Jason Hernandez earned the team's Defensive Player of the Year award and a call-up into US national team camp the following January for his excellent play on the backline.

The Earthquakes made a very successful return to MLS as the top expansion team of the last decade. Under the guidance of head coach Frank Yallop, the Quakes had more wins (8), points (33) and goals (32) and allowed fewer goals (38) than any expansion team since 1998.

2009: Quakes Shake Things Up

The 2009 campaign was one filled with injury and frustration for the Earthquakes. They finished 7-14-9 with 30 points under head coach Frank Yallop. The season began with new hope, coming off of a strong finish to the 2008 season that included a nine-game unbeaten streak. Unfortunately, Yallop and the team had to deal with key injuries to Jason Hernandez and Darren Huckerby. This, along with other injuries spread throughout the starting eleven and led to a lot of shuffling and player movement. All in all, eight players from the roster on opening day were gone by the middle of the season. Players like Andre Luiz, Ramon Sanchez, Cornell Glen, Chris Wondolowski, Bobby Burling, Aaron Pitchkolan and Antonio Ribeiro were brought in mid-season to help bolster the team and set them up for a good run in the future. Once all of these components were together, along with mainstays like Ryan Johnson, Arturo Alvarez and Joe Cannon, the team began to play better and finished the year on a nice run.

Ryan Johnson led the team with a breakout season in 2009, scoring a career-high 11 goals. Defender Chris Leitch, who was acquired early in the year from New York Red Bulls, led the team in assists with a career-high seven. Brandon McDonald broke through into a starting central back role during the middle of the season and solidified himself as a key part of the Quakes defense. He scored his first goal for San Jose, and just the second of his career, in a thrilling 2-2 draw in Los Angeles against Chivas USA late in the year. McDonald was rewarded with a call-up into US national team camp in January.

Another mid-season addition, forward Chris Wondolowski, provided some highlights in the Quakes good form at the conclusion of the season. He scored a stoppage-time winner at home against Kansas City on Aug. 22 and added the final goal in a 4-0 thrashing of Seattle Sounders FC on Aug. 8. Arturo Alvarez added flair to the Quakes attack, scoring five goals in

the 2009 season. His goal against Real Salt Lake on May 30 was nominated and finished in the top 10 for MLS Goal of the Year. 2009 also marked a significant point in Alvarez's career, as he was selected for the El Salvador national team for the first time. He appeared in five World Cup Qualifiers for his country, along with teammate and Salvadoran captain Ramon Sanchez, who appeared in all of the qualifiers.

Two Earthquakes hit big milestones during the season, as goalkeeper Joe Cannon became the franchise leader in starts (159) and minutes played (14,481) and captain Ramiro Corrales became the franchise leader in appearances with 167, while also appearing in his 200th MLS game. Midfielder Darren Huckerby, who provided such a lift to the Earthquakes after his arrival in 2008, called an end to his career towards the end of the season after undergoing season-ending surgery. Huckerby was honored before the game on Oct. 3 in a 1-0 win over New York Red Bulls.

San Jose had quite a few memorable wins in 2009: knocking off Houston 3-2 at home for their first win of the year on March 28, a big 2-1 win over eventual MLS Cup Champion Real Salt Lake on May 30, a 2-1 win over eventual Western Conference Champion Los Angeles Galaxy in which Ryan Johnson scored the game-winner, a 4-0 domination of Seattle Sounders FC on Aug. 2, the 1-0 stoppage-time win over Kansas City on Aug. 22 and a 2-1 come-from-behind victory over D.C. United on the road on Sept. 27, which marked the first road win of the year and the first come-from-behind win since the team came back in 2008.

2010: Quakes Return to Postseason

The 2010 season will be remembered for two things: San Jose's return to the MLS Cup Playoffs and the emergence of Chris Wondolowski.

The year began with a preseason camp that included a 10-day trip to train at the grounds of club partner Tottenham Hotspur. The Earthquakes played three friendlies during the time abroad, winning games against the Tottenham Hotspur (1-0) and West Ham United (2-0) reserves as well as the Colorado Rapids (1-0).

Building on a strong preseason, the Earthquakes jumped out to a 5-2-1 start over its first eight games. During that stretch, Wondolowski scored four goals in four games, a precursor to what would become an historic body of work.

In July, Tottenham Hotspur traveled to San Jose to train and play an exhibition against the Earthquakes. Two days before the match, over 1,200 fans attended a Spurs open practice session with players like Gareth Bale, Luka Modric and Robbie Keane on the pitch. On Saturday, July 17, a record crowd of 10,712 packed into Buck Shaw Stadium with more tuned in on ESPN2 to watch a spirited 0-0 draw.

One month later, the Earthquakes eclipsed the attendance record set against Tottenham Hotspur with 10,799 on hand for a thrilling 1-0 win against the Southern California rival Los Angeles Galaxy. As was the case in nine of San Jose's 13 wins during the 2010 campaign, it was Wondolowski tallying the decisive blow.

San Jose's win against the Galaxy was part of a 5-1-1 stretch that put the squad on the brink of clinch-

EARTHQUAKES HISTORY

THE CLUB

2016 REVIEW

CLUB HISTORY

OPPONENTS

MEDIA INFO

ing its first MLS Cup Playoff berth since returning to the league in 2008. On October 9, after two goals from Wondolowski gave the Earthquakes a 2-0 road win against DC United, the club officially sealed its spot in the postseason.

With a playoff spot secured, a different race heated up: Wondolowski's chase for the Golden Boot. With Edson Buddle in command heading into the final week of the season, San Jose's local product needed a small miracle to overtake the lead. That miraculous moment came on October 20 with Wondolowski coming off the bench to record a hat trick, leveling the race at 17 goals apiece. The drama continued as Wondolowski scored in San Jose's 4-1 loss to Kansas City on Saturday, October 23 and Buddle yet to play. The next day, Buddle failed to find the net, sewing up Wondolowski's comeback to win the 2010 MLS Budweiser Golden Boot.

From Sept. 15 to Oct. 23, Wondolowski scored all 10 of the Earthquakes goals, setting the all-time MLS record for the most consecutive goals scored by one player. Also, the Danville, Calif. native accounted for 52.9 percent (18 of 34) of the Earthquakes' goals in the 2010 season, the second highest such percentage all-time in MLS history. Also of note, Wondolowski posted the third-highest scoring percentage in MLS history, scoring 25 goals on 111 shots (22.5%).

For his efforts, Wondolowski was named a finalist for the Volkswagen MVP along with Buddle and eventual winner David Ferreira of FC Dallas.

Regular-season accolades aside, the Earthquakes sought to make an impact in the MLS Cup Playoffs after drawing the star-laden New York Red Bulls in the Eastern Conference Semifinal. A Red Bulls squad bolstered by Thierry Henry, Rafael Márquez and Juan Pablo Ángel took a 1-0 lead in the aggregate at Buck Shaw Stadium. However, on the strength of a brace by 2010 MLS Comeback Player of the Year Bobby Convey and a series-clinching goal by Wondolowski, the Earthquakes advanced to the Eastern Conference Championship.

One week later, the Earthquakes bowed out of the MLS Cup Playoffs in frigid conditions against the Colorado Rapids at Dick's Sporting Goods Park. Kosuke Kimura scored the lone goal for a squad that would go on to defeat FC Dallas, 2-1, to win the MLS Cup Championship.

2011: Wondo Solidifies Spot Among MLS Elite

The 2011 season started on a positive note with reigning Golden Boot winner Chris Wondolowski earning his first call-up to the U.S. National Team. He played his first match for the Red, White and Blue in January before returning to training camp. The rest of the season did not play out in storybook fashion as the Quakes were shut out of the playoffs, but not before providing a number of great thrills throughout the year.

The majority of the 2010 team that reached the Eastern Conference Semifinals returned for 2011 season with a few new additions that would make a big impact on the squad. Forward Steven Lenhart arrived in a draft day trade from the Columbus Crew and Simon Dawkins was signed on loan from partner club Tottenham Hotspur. Lenhart and Dawkins went on to combine for 11 goals and five assists for San Jose dur-

ing the year.

Opening Day against Real Salt Lake will not likely be a game that is forgotten soon. RSL won the match 1-0, but the game on the field was not what will stick in the minds of the people in attendance. A heavy rain started falling an hour before kickoff and did not let up until after the falling whistle had blown. Combined with gusts of wind and low temperatures, the game will forever be known as the "Great Deluge of 2011".

After a slow start to the season, the Quakes righted the ship and had a 5-4-4 record after 13 games and were one of the highest scoring teams in the league. That start was capped off by Lenhart becoming just the fourth player in team history to record a hat trick with three goals against D.C. United on June 11. However, injuries, national team call-ups and scoring struggles conspired to lead to a 13-game winless stretch that knocked the team out of playoff contention.

Despite the winless streak, the team did have a number of highlights in 2011. On July 2, the Quakes hosted the New York Red Bulls at Stanford Stadium in front of a crowd of 41,028, the largest single-game crowd in team history. Just 10 days later, backup goalkeeper David Bingham earned world-wide notoriety when his 90-yard kick ended up in the back of West Bromwich Albion's net in an international exhibition. The goal generated nearly four million views on YouTube.

San Jose's No. 1 goalkeeper, Jon Busch, put together a great season of his own, starting 33 of 34 matches and leading MLS in saves with 113.

The run-in to the end of the season also saw the race for the Golden Boot heat up again. After capturing the Golden Boot in 2010 with a strong finish, Wondolowski scored in the Quakes' final five matches to finish the year with 16 goals, tying him for tops in the league. Despite losing the title to Dwayne De Rosario by virtue of a tiebreaker, the Danville native became just the third player in league history to lead the league in goals one year and tie for the league lead the following year. He also passed former Quake Landon Donovan for second all-time in goals in club history with 37. Ronald Cerritos leads the club with 61 career goals.

Despite missing the MLS Cup Playoffs, the Earthquakes set a new club record by closing the season with six consecutive sellouts.

2012: Year of the Goonies

Heading into the 2012 season, there were not high expectations for the Earthquakes from MLS pundits around the country, as most picked San Jose to miss the playoffs. Despite the lack of preseason respect, Frank Yallop's squad would prove everyone wrong and post one of the best seasons in league history.

The Quakes shot out of the gate with their best start ever at 7-1-1 and went on to shatter numerous club and league records with a 19-6-9 record for 66 points, while capturing their second Supporters' Shield. The team broke the club record for points in a season (66), goals scored in a season (72, third highest total in league history), goals scored in second half stoppage time (nine, also broke MLS record) and goals scored after 75th minute (22, second highest total in league history). Their 11-win improvement from 2011 to 2012

EARTHQUAKES HISTORY

marked the highest increase in MLS history.

While the numbers were impressive, what really made 2012 special was the blue-collar work ethic and never-say-die attitude of the team. With numerous comeback wins and last-second goals, the Quakes proved that they could never be counted out of any match. Ten times in 2012, San Jose allowed the first goal, but recovered to either win or tie. Their ability to comeback combined with a happy-go-lucky attitude earned the team a special moniker, "The Goonies".

The group was led by a trio of high-flying forwards, Chris Wondolowski, Alan Gordon and Steven Lenhart. Wondolowski had a season for the ages, equaling the league record with 27 goals to become the first San Jose player to earn the MLS Most Valuable Player award. He also set a league record by leading the league in goals for three straight seasons to capture his second Golden Boot trophy. He also was named to the MLS Best XI for the third time in three years.

Complementing the deadly scoring ability of Wondo were the Bash Brothers, Alan Gordon and Steven Lenhart. Gordon had a career year with 13 goals and seven assists, while Lenhart also notched a career high with 10 goals. The Quakes also got a big lift from English midfielder Simon Dawkins, who scored eight goals, while dictating the tempo for the Quakes.

After their 7-1-1 start to the season, San Jose held off all challengers throughout the regular season and they were at their best against the best. They posted a combined mark of 8-0-1 against Real Salt Lake, Seattle Sounders FC and the LA Galaxy, their three closest pursuers in the Western Conference standings. The team clinched the Supporters' Shield on the penultimate weekend of the season, following a Sporting Kansas City loss and a tie against their biggest rivals, the LA Galaxy.

Head coach Frank Yallop would earn MLS Coach of the Year accolades after guiding his team to its second playoff berth in three seasons. Additionally, defender Victor Bernardez became the second Quakes player named to the Best XI team.

Following a thrilling regular season, the Quakes would square off against the Galaxy in the Western Conference semifinals. In the first leg of the series, the script would remain the same, as the two rivals were locked in a 0-0 tie late in the match. Bernardez then took matters into his own hands, blasting a long free kick through the Galaxy wall and just past LA goalkeeper Josh Saunders in the 94th minute. With a 1-0 lead heading into the second leg, it appeared San Jose was on the verge of a spot in the conference final. However, the Galaxy turned the tables on the Quakes in game two with three first-half goals on the way to a 3-1 win in the game and 3-2 aggregate goals win in the series.

Despite the heartbreaking defeat, the Quakes had re-established themselves as one of the league's elite teams and they had captured the imagination of the Bay Area. 2012 truly was a year for the ages in the history of Quakes soccer.

2013: Watson Era Begins

The Earthquakes closed their 2013 campaign in prolific form, but narrowly missed the MLS Cup Playoffs due to the league's second tiebreaker. They finished



14-11-9 with 51 points, tied for third-most in club history. The results were more impressive considering a midseason change at head coach following the departure of Frank Yallop on June 7, 2013. Taking over at the helm was Yallop's assistant, Mark Watson, under the interim title.

Under Watson, the Earthquakes rattled off an 11-5-3 record, tied for the best point-per-game average in the league during that stretch. They also advanced in CONCACAF Champions League, winning a group that also featured the Montreal Impact and Montreal's CD Heredia. Over the last two months of the season, San Jose allowed just two goals in all competitions while rolling to a nine-game unbeaten streak. They went 430 minutes without yielding a goal before FC Dallas found the net in the final minute of the last game of the year, the second-longest streak in Earthquakes history.

San Jose's last match of 2013 was also the sunset for MLS original Ramiro Corrales' career. Corrales ended his career atop the club's all-time lists for appearances (250), games started (228) and minutes played (20,188). Earthquakes teammates wore jerseys from Corrales' 18 seasons as a player to commemorate him during a special ceremony before the final match of the season against FC Dallas on Oct. 26. He was also carried off the field by teammates after being substituted in the 71st minute.

Among the other memorable moments in 2013 was the club's match against the LA Galaxy at Stanford Stadium on June 29. In true never-say-die fashion, the Earthquakes rallied from a 2-0 deficit to knock off the Galaxy 3-2, the last two goals coming in the 92nd and 93rd minutes with San Jose playing a man down. The Earthquakes became the first team in MLS history to win a game that they trailed entering second-half stoppage time while playing a man down.

The match at Stanford Stadium sold out for a second-consecutive season with 50,028 in attendance. Sellouts were the norm as the Quakes set a new club mark by reaching capacity in 15 of 17 regular season contests.

2014: Earthquakes on a National Stage

The 2014 calendar year kicked off in spectacular fashion as the Earthquakes hosted an event with over 5,000 people to launch the reunification of the club's brand. The Quakes unveiled a new logo and two new uniforms to celebrate the club's 40th anniversary at San Pedro Square in downtown San Jose.

With Mark Watson entering his first full season in charge, the Quakes entered the year with high ex-

THE CLUB

2016 REVIEW

CLUB HISTORY

OPPONENTS

MEDIA INFO

EARTHQUAKES HISTORY

THE CLUB

2016 REVIEW

CLUB HISTORY

OPPONENTS

MEDIA INFO

peceptions. However, a slow start and a rash of injuries made 2014 an uneven year for the club on the field with the Quakes missing the playoffs for the second straight season.

Despite the team struggles, the year had a number of individual highlights. Both Chris Wondolowski (United States) and Victor Bernardez (Honduras) represented their countries at the 2014 FIFA World Cup in Brazil. They are the first Quakes to play in the World Cup since 2002 when Landon Donovan and Jeff Agoos represented the U.S. Wondolowski helped the U.S. advance to the Round of 16, while Bernardez played in all three matches for Honduras.

Additionally, goalkeeper Jon Busch tied the single season San Jose record for saves in a season with 137, while tying the team record with 34 games and 3,060 minutes played. Rookie homegrown midfielder, Tommy Thompson, made his first start for San Jose on Aug. 20, 2014 against Seattle Sounders FC to become the second youngest player to ever start for San Jose.

The year also saw the end of the Quakes tenure at Buck Shaw Stadium on the campus of Santa Clara University. San Jose saw numerous memorable moments at the stadium, including opening day on May 3, 2008 and clinching the Supporters' Shield on Oct. 21, 2012. The Quakes had unbeaten streaks of 18 and 15 games during their time at Buck Shaw Stadium, losing just one out of 34 regular season games from the Sept. 10, 2011-March 15, 2014. Overall, the Quakes finished their Buck Shaw Stadium tenure with a 52-24-38 record in all competitions and a 45-22-35 record in the regular season.

Near the end of the 2014 season, the Quakes let go of head coach Mark Watson and named Dominic Kinnear head coach for the second time in club history. Kinnear previously served as head coach from 2004-05.

2015: Avaya Stadium's Inaugural Season

The headline heading into the season was the opening of the Earthquakes brand new, state-of-the-art venue, Avaya Stadium.

The 18,000-seat stadium provided Quakes fans with a sense of permanence and a proper home to call their own. The stadium opened to great fanfare and Krazy's George's drum on March 22 as San Jose defeated the Chicago Fire 2-1. Rookie Fatai Alashe scored the first goal ever at the stadium. The Quakes sold out all 15 MLS matches at Avaya Stadium, as well as three other soccer contests, during the inaugural season. The Earthquakes finished the year with a 7-3-5 record during league play at their new home. Overall, San Jose broke their club record for attendance with an average

of 20,979, which includes matches at Levi's Stadium and Stanford Stadium.

On the field, San Jose was coming off a six-win season, fewest in club history, but had made a wide array of moves in the offseason to strengthen the team. Among the more notable moves was bringing back head coach Dominic Kinnear, who led the Quakes to a Supporters' Shield in 2005. He recorded his 150th win as an MLS head coach during the season. The club also signed Innocent, a Swiss striker, giving the roster three Designated Players for the first time in club history.

San Jose had a season defined by streaks. In July, the Quakes went 0-4-0 in MLS play and 0-7-0 in all competitions while forward Chris Wondolowski was away at the 2015 CONCACAF Gold Cup, but rebounded in August with a sparkling 4-1-1 record, which included a shutout streak of 448 minutes. Ultimately, the Quakes fell just shy of reaching the playoffs, although they more than doubled their win total with 13 wins and their 47 points were a 17-point improvement over 2014.

Wondolowski tallied a team-high 16 goals, becoming the first player in MLS history to reach a double-digit scoring total in six consecutive years. He also tallied his 100th career goal and 100th goal for San Jose during the season. He finished 2015 in fifth place all-time in MLS in goals scored with 109.

Stanford Stadium was home to another California Clasicos with the Quakes setting a new attendance record (50,422) in a 3-1 victory over the LA Galaxy.

Fresh faces largely impacted the Quakes season as a whole. The No. 4 pick in the 2015 MLS SuperDraft, Fatai Alashe, was a staple in the Quakes starting XI, as were defender Marvell Wynne and midseason signing Anibal Godoy. Forward Quincy Amarikwa was acquired via trade in late June, and finished with six goals, second most on the team. San Jose also handed the reins in goal to young keeper David Bingham, who responded by tying the 10-year-old club record with 12 shutouts.

While Wondolowski continued to suit up for the U.S. national team, the Quakes entire roster was full of internationals. Cordell Cato (Trinidad and Tobago), Sanna Nyassi (The Gambia), Anibal Godoy (Panama), Tommy Thompson (U.S. U-20 national team), Fatai Alashe (U.S. U-23 national team) and Marc Pelosi (U.S. U-23 national team) all represented their country during the year.

The Quakes also had the opportunity as one of three MLS clubs to compete in the International Champions Cup North America.

The tournament pitted them as the home side against the likes of Club America and Manchester United. In fact, San Jose hosted United for a week-long stay, the Premier League side's first visit to the Bay Area since 1970.



EARTHQUAKES HISTORY



2016: A Year of Youth Investment

The Earthquakes 2016 season was full of ups and downs, resulting in an 8-12-14 record and a ninth place finish in the Western Conference. The team's 14 draws tied the franchise record set in 2011 and the team's eight wins were tied for the second fewest since 2010.

San Jose started the season with tremendous promise, dropping just one of their first six matches (3-1-2). Unfortunately the season was marred with rough patches, including winning just one of their final 11 matches (1-6-4).

The Quakes defense built off of the previous year's success and ultimately allowed just 40 goals, tied for third fewest in Major League Soccer. Center back Clarence Goodson, the club's 2015 Defensive Player of the Year, made just two starts before sustaining a season-ending back injury, and young central midfielder Marc Pelosi also lost his season to injury, failing to make a single appearance after offseason knee surgery.

The team made a handful of midseason moves, including swapping Designated Player Matias Perez Garcia for Orlando City SC's Darwin Ceren, and signing the Swedish Allsvenskan's reigning Most Valuable Player Henok Goitom. The Quakes hoped Goitom's arrival would spark the offense late in the season, but he ultimately finished with no goals and one assist in eight total appearances.

Avaya Stadium held the 2016 MLS All-Star Game against Arsenal FC of the English Premier League and forward Chris Wondolowski and goalkeeper David Bingham each featured in front of the hometown crowd. The duo also played a role for the United States National Team and Bingham even earned a shutout victory in his first career cap against Canada in February.

In August, the Earthquakes parted ways with general manager John Doyle, who held the role since the team returned to the league in 2008, and eventually replaced him with former Roma executive Jesse Fiorenelli. The Quakes also continued to invest in their youth setup, agreeing to a multi-year affiliate partnership with USL side Reno 1868 FC beginning in 2016, and making strides on a 44-acre, \$37-million academy complex down the street from the stadium.



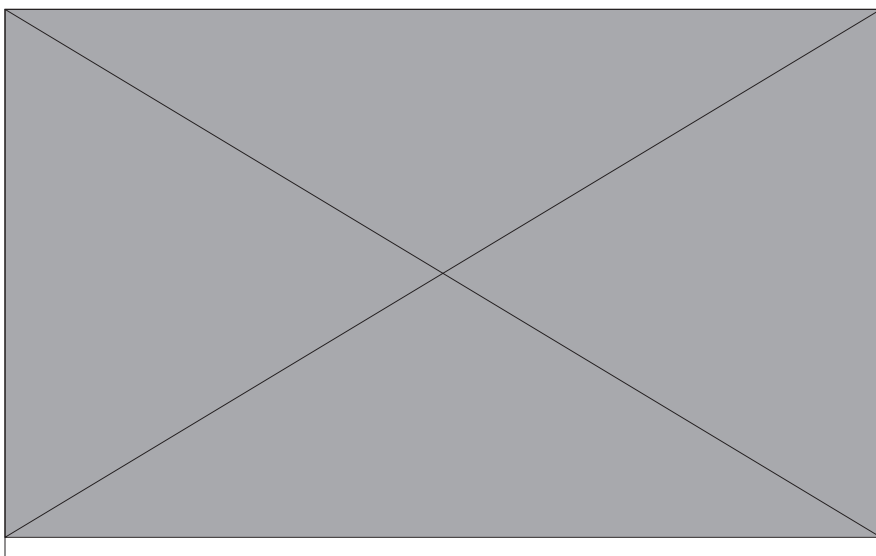
THE CLUB

2016 REVIEW

CLUB HISTORY

OPPONENTS

MEDIA INFO



EARTHQUAKES HISTORY

THE CLUB

2016 REVIEW


CLUB HISTORY

OPPONENTS

MEDIA INFO

HISTORY OF THE EARTHQUAKES NAME

When the San Jose Major League Soccer club decided to change its name and look in 1999, it went into the past to do so. Reaching back to a previously successful soccer team in the area, the Clash became the Earthquakes. The previous incarnation of the Earthquakes played in the North American Soccer League from 1974-1984, and then in the Western Soccer Alliance from 1985-88. Those Earthquakes teams called Spartan Stadium home. The name Earthquakes was chosen by the team's management. Following are the results of those teams:



WESTERN SOCCER ALLIANCE

Year	Record	Finish
1985	4-1-2	1st
1986	3-4-7	6th
1987	5-5-1	3rd
1988	7-5	3rd

NORTH AMERICAN SOCCER LEAGUE

Year	Record	Finish
1974	12-8	2nd Western Division
1975	8-14	4th Western Division
1976	14-10	1st Western Division
1977	14-12	3rd Western Division
1978	8-22	4th Western Division
1979	8-22	4th Western Division
1980	9-23	4th Western Division
1981	11-21	4th Western Division
1982	13-19	5th Western Division
1983	20-10	2nd Western Division
1984	8-16	5th Western Division



Note: Team was known as Golden Bay Earthquakes in 1983 and 1984.

EARTHQUAKES HALL OF FAME

THE CLUB

2016 REVIEW

CLUB HISTORY

OPPONENTS

MEDIA INFO



JOHN DOYLE - PLAYER INDUCTED ON AUG. 27, 2005

The San Jose Earthquakes inducted their first member into the Earthquakes Hall of Fame, former captain John Doyle, on Aug. 27, 2005, in front of his home fans at Spartan Stadium.

In 1995, Doyle was the first player selected by the San Jose Clash of Major League Soccer. He was chosen team captain for each of the five seasons he played for the organization. Doyle was honored as the MLS Defender of the Year in 1996, and was a member of the MLS West All-Star Team in 1996. At the time of his retirement, he was the

Earthquakes' all-time leading defensive goal-scorer and held the team record for games played. He served as the club's general manager from 2008 until 2016.

A native of Fremont, California, Doyle graduated from Washington High School and was an All-American at the University of San Francisco.

RONALD CERRITOS - PLAYER INDUCTED ON SEPT. 29, 2010

Former Earthquakes forward Ronald Cerritos became the second player in the Earthquakes Hall of Fame, when he was inducted on Sept. 29, 2010, at Buck Shaw Stadium.

Cerritos played in San Jose from 1997-2001 and returned to the club in 2005. He is the franchise's second all-time leading scorer with 61 goals and leader for assists with 47. Additionally, the Salvadoran international ranks among the top-10 all-time in appearances (148), minutes played (12,382) and games started (142). Cerritos helped lead San Jose to its first-ever MLS Cup championship in 2001.

Cerritos earned 66 caps for the El Salvador National Team from 1995-2008, scoring eight goals.



TROY DAYAK - PLAYER INDUCTED ON OCT. 22, 2011



Troy Dayak played in San Jose as an original member of the Clash from 1996-98, and with the Earthquakes from 2001-05. During his tenure with the club, he scored nine goals and notched seven assists. At the time of his Hall of Fame induction, Dayak ranked in the Quakes' top-10 all-time rankings in minutes played (10,830), starts (122) and appearances (129).

The defender, better known to Earthquakes fans by his nickname, "The Beast," scored one of the most important goals in club history, sending the Quakes to their first MLS Cup in 2001 with a golden goal in Game 3 of the MLS Cup Playoff Semifinals against the Miami Fusion. He earned MLS Comeback Player of the Year honors that year after playing in 25 games and scoring two goals, while helping the team allow just 29 goals, the fewest in club history.

Dayak continued to battle injuries throughout the rest of his career, but still helped San Jose win a second MLS Cup championship in 2003.

EARTHQUAKES HALL OF FAME

THE CLUB

2016 REVIEW

CLUB HISTORY

OPPONENTS

MEDIA INFO




PAUL CHILD - PLAYER INDUCTED ON SEPT. 29, 2012

Child was the first star for the NASL Quakes, leading the league in scoring in 1974 with 15 goals and six assists to help San Jose to the playoffs, earning First-Team All-Star honors in the process. A native of Birmingham, England, Child came to the United States from Aston Villa's youth system in 1972 to play for the Atlanta franchise in the NASL. After two seasons there, he found his niche in San Jose, playing for the Quakes from 1974-79 and becoming the franchise's all-time leader in goals with 61.

Overall, he appeared in 149 outdoor games for San Jose, but he also had a strong indoor career as well. In 1975, he was named Most Valuable Player of the NASL Indoor Tournament, leading the Quakes to the title at the Cow Palace in San Francisco. Despite being from England, he was called up to the U.S. National Team and earned two caps in 1973. Overall, Child played 239 games for four different NASL teams and scored 102 goals, fifth all-time in NASL history at the time of his inauguration. He was inducted into the U.S. Soccer Hall of Fame in 2003.

MILAN MANDARIC - BUILDER INDUCTED ON SEPT. 29, 2012

Mandaric was the first person inducted into the Earthquakes Hall of Fame as a "Builder." He was the first owner of the Earthquakes in 1974 and helped make the team one of the most successful in the NASL. The Quakes were San Jose's first professional sports franchise and they received overwhelming support from the local fans. Under his guidance, the team rewarded that support by making the playoffs in their first year of existence.



The native of Serbia went on to own a number of professional soccer teams around the world, including the Oakland Stompers (NASL), St. Louis Storm (MISL), R. Charleroi SC (Belgium), OGC Nice (France), Portsmouth (England) and Leicester City (England). He recently sold Sheffield Wednesday (England), which he helped earn promotion the Championship League in 2014.



EARTHQUAKES HALL OF FAME



PETER BRIDGWATER - BUILDER INDUCTED ON JULY 27, 2013

Bridgwater was one of the most influential leaders in the growth of the soccer in the United States, especially in the Bay Area. He started his Bay Area soccer career as the general manager of the Earthquakes in the NASL in 1984. After the league folded one year later, he kept the Quakes name alive and founded the Western Soccer Alliance to keep pro soccer alive in the Bay Area.

When MLS arrived, Bridgwater helped San Jose secure one of the league's original teams. He served as club president from 1996-98 before moving onto his next soccer venture, serving as the venue director for the New York site of the 1999 FIFA Women's World Cup to the Bay Area.

Bridgwater was also an instrumental figure in promoting soccer in the Bay Area through international matches. He played a key role in bringing the 1994 FIFA World Cup to the Bay Area and helped organize matches with Real Madrid, Napoli and Bayern Munich, among others.

GABBO GAVRIC - PLAYER INDUCTED ON JULY 27, 2013

Gavric was born in Yugoslavia and moved to the Bay Area in 1967 to join the Oakland Clippers of the NPSL, helping them capture the league championship that season. He remained with the Clippers during their transition to the NASL in 1968, but the league folded after that season.

He went on to spend a season as a kicker with the San Francisco 49ers in 1969. He joined the inaugural Earthquakes NASL squad in 1974 as a player, but moved into a player-coach role when head coach Ivan Toplak had to return to Yugoslavia for a brief period of time. Toplak returned part way through the season and Gavric became a star defender for a Quakes team that would qualify for the playoffs in their first season in the NASL.

Gavric made 46 appearances during his San Jose career and spent time as the club's head coach. He was also co-MVP for an Earthquakes squad that won the NASL indoor tournament in 1975.



THE CLUB

2016 REVIEW

CLUB HISTORY

OPPONENTS

MEDIA INFO

EARTHQUAKES HALL OF FAME

THE CLUB

2016 REVIEW

CLUB HISTORY

OPPONENTS

MEDIA INFO

JOHNNY MOORE - PLAYER

INDUCTED ON APRIL 2, 2014

Moore's career in professional soccer in the Bay Area stretches back to 1969 when he made two appearances for the Oakland Clippers. Five years later, he became the first player signed by the expansion San Jose Earthquakes in the North American Soccer League (NASL). He was also appointed assistant general manager in that first season. From 1974-76, he served as a player/assistant general manager, scoring eight goals and notching 14 assists in those three seasons. After three years as the assistant general manager, he became the vice president and general manager in 1977. As general manager, he helped the team set a league record for the most sellouts in a season, while still contributing on the field. He became the only person in professional sports to serve as general manager and play for the team at the same time.



At the conclusion of the 1977 season, Moore followed owner Milan Mandaric to the Oakland Stompers, for whom he played his final season in the NASL in 1978. He then went on to play three seasons in the Major Indoor Soccer League (MISL) for the Detroit Lightning, San Francisco Fog, Kansas City Comets and Phoenix Inferno, while twice being named an MISL all-star.

In the MLS era of the Earthquakes, Moore spent two successful seasons as the general manager. Under Moore, the Quakes earned playoff berths in two consecutive seasons, capped off by the 2003 MLS Cup Championship.

Moore also enjoyed a successful international career, as he was a member of the United States Men's National Team from 1971-1976. He earned 12 caps and made 18 total appearances for the U.S., including four appearances in World Cup Qualifying for the 1974 World Cup.



RAMIRO CORRALES - PLAYER

INDUCTED ON SEPTEMBER 5, 2015

Corrales wrote and then continued to rewrite the Earthquakes' record books during his career. He is the club's all-time leader in games played (250), starts (228) and minutes played (20,188). The Salinas, Calif. native is also No. 4 in Earthquakes history with 32 assists and No. 11 with 16 goals. Corrales' 306 career MLS appearances are tied for the 22nd most in league history. He was the last player to retire that played during MLS' inaugural season in 1996 when he stepped away at the conclusion of the 2013 season.

Corrales became a key member of the squad during its most successful stint in the league, helping San Jose to MLS Cup titles in 2001 and 2003. He recorded career highs in goals and assists in 2002 with three and nine, respectively, and was a mainstay in the starting lineup from 2002-04.

After four successful seasons in San Jose, Corrales decided to make a move to Europe. He signed with Norwegian side Hamarkameratene (Ham-Kam) following the 2004 MLS season and remained there until being transferred to SK Brann in 2007.

Corrales returned to San Jose for good in 2008. The Earthquakes traded for Corrales' right of first refusal from the Houston Dynamo in exchange for allocation money, paving the way for his homecoming. After returning, Corrales notched seven goals and 18 assists in 129 games from 2008 to 2013. He had one of the best seasons of his career at 35 years old in 2012, tallying two goals and seven assists while helping the club to its second Supporters' Shield.

Internationally, Corrales earned six caps for the United States National Team and represented his home country at the 2000 Summer Olympics in Australia.

KEY DATES

THE CLUB

2016 REVIEW

CLUB HISTORY

OPPONENTS

MEDIA INFO

June 15, 1994: San Jose becomes a charter member of Major League Soccer, along with Boston, Columbus (Ohio), Los Angeles, New Jersey, New York and Washington D.C. The New Jersey and New York entries later were merged. In November 1994, Chicago and Tampa were added to the league.

June 6, 1995: The 10-team alignment for MLS' first season is completed, as Denver and Kansas City are added to the league and Dallas replaces Chicago. San Jose is assigned to the Western Conference, along with Dallas, Denver, Kansas City and Los Angeles.

August 25, 1995: Veteran Bay Area soccer promoter Peter Bridgwater, former owner and general manager of the NASL San Jose Earthquakes and Executive Director for the San Francisco venue of World Cup 1994, is named President and General Manager of the San Jose club.

October 17, 1995: The San Jose team is nicknamed the "Clash," and the team's logos and uniforms are unveiled.

December 7, 1995: Laurie Calloway is named head coach of the Clash. Francisco Matturano Ruiz is named assistant coach. U.S. World Cup veteran John Doyle and Nigerian World Cup veteran Michael Emenalo are introduced as the Clash's first players.

1996

January 23, 1996: U.S. National Team star Eric Wynalda, the United States' all-time leading scorer in international play until 2008, is allocated to the Clash by MLS.

February 2, 1996: Named Dave Gold goalkeeper coach; Named Bruce Morgan trainer.

February 5, 1996: Acquired D Ben Iroha as MLS allocated player.

February 6, 1996: Paul Bravo is the Clash's first selection in the inaugural Major League Soccer Draft. The Clash select a total of 16 players in the two-day draft.

February 24, 1996: The Clash completes the first trade in MLS history, getting Troy Dayak from the MetroStars in exchange for Rhett Harty and the Clash's first-round selection in the MLS College Draft.

March 1, 1996: The Clash opens its first training camp on the South Campus at San Jose State University.

March 4, 1996: Acquired D Ramiro Corrales from Columbus Crew in exchange for second-round selection in MLS Supplemental Draft. Selected M Roberto Gonzales and D James Woolridge in supplemental draft. Selected F Derick Brownell and M Eddie Lewis in MLS College Draft.

March 25, 1996: Placed F Carlos Farias, M Roberto Gonzales, and D James Woolridge on waivers.

April 2, 1996: Acquired M Jorge Rodas as discovery player.

April 6, 1996: The Clash defeats D.C. United, 1-0, in the MLS Inaugural Game at Spartan Stadium before a crowd of 31,683, the largest ever to attend a sporting event in San Jose.

April 16, 1996: Placed F Jeff Betts, F Gabe Garcia, M Kevin Grimes and F Derick Brownell on waivers.

May 4, 1996: Acquired F Missael Espinoza as MLS allocated player.

May 7, 1996: Placed F Victor Mella on waivers.

May 12, 1996: The Clash breaks its San Jose attendance record, with crowd of 31,728 for a game against Los Angeles.

June 12, 1996: The Clash becomes the first MLS team to defeat an international opponent, downing UNAM Pumas of the Mexican First Division, 2-1, at Spartan Stadium.

June 28, 1996: Placed M Henry Gutierrez on waivers.

July 2, 1996: Acquired D Tayt Ianni off waivers.

October 2, 1996: Placed D Rick Iversen on waivers.

October 20, 1996: Placed F Ryshiem Henderson on waivers.

October 26, 1996: The Clash becomes the first MLS team to take an international tour, leaving for a 13-day trip through the People's Republic of China during which the club splits a pair of games.

November 6, 1996: Acquired F Mac Crozier from Columbus in exchange for M Altimont Butler.

1997

January 7, 1997: Acquired M Dominic Kinnear and second round pick from Colorado in exchange for F Paul Bravo and D Rafael Amaya.

January 20, 1997: Acquired M Shawn Medved and second round pick from D.C. United in exchange for second round pick.

February 1, 1997: Selected Alberto Montoya in MLS College Draft.

February 2, 1997: Acquired D Lawrence Lozzano and second round pick from Dallas in exchange for first and second round picks. Selected D Curt Onalfo and F Esmundo Rodriguez in MLS Supplemental Draft. Selected D Jason Annicchero and F Chris McDonald in MLS College Draft.

February 6, 1997: Acquired F Christopher Sullivan as MLS allocated player.

March 21, 1997: Acquired Ronald Cerritos as MLS allocated player.

KEY DATES

THE CLUB

March 26, 1997: Placed F Mac Crozier on waivers.
March 28, 1997: Placed F Esmundo Rodriguez on waivers.
April 5, 1997: Acquired Daniel Guzman as MLS allocated player. Acquired M Istvan Urbanyi as discovery player.
April 10, 1997: Placed M Paul Holochoer on waivers.
May 15, 1997: Acquired D Arnold Cruz and first round pick from DC United in exchange for D Ben Iroha.
May 18, 1997: Placed D Tayt Ianni on waivers.
June 25, 1997: Brian Quinn is named head coach of the Clash, replacing Laurie Calloway.
July 7, 1997: Placed GK Tom Liner on waivers.
July 8, 1997: Signed GK David Kramer.
July 17, 1997: Acquired Zico as MLS allocated player.
August 7, 1997: Acquired Esmundo Rodriguez as MLS Project-40 player.
November 6, 1997: Lost M/D Ramiro Corrales to Miami Fusion in expansion draft.
November 13, 1997: Acquired third-round pick in 1998 MLS College Draft from Miami in exchange for F Christopher Sullivan. Placed M Istvan Urbanyi, D Curt Onalfo, and GK Dave Salzwedel on waivers.

2016 REVIEW

1998
January 15, 1998: Acquired M Victor Mella as MLS allocated player.
January 26, 1998: Acquired GK Andy Kirk as MLS Project-40 player.
January 29, 1998: Acquired M Martin Vasquez from Tampa Bay in exchange for M Dominic Kinnear.
January 31-February 1, 1998: Selected D Ben Parry, M Wade Barrett and D Caleb Porter in MLS College Draft. Acquired Braeden Cloutier from MetroStars in exchange for second round pick. Acquired D Tim Weaver, GK Kevin Rueda, F Eddie Soto and M Alberto Montoya in MLS Supplemental Draft.
February 9, 1998: Acquired D Richard Gough as MLS allocated player.
February 16, 1998: Placed F Eddie Soto on waivers.
March 27, 1998: Acquired M Vicente Figueroa as MLS discovery player.
April 8, 1998: Acquired M Juan Pablo Rodriguez as MLS allocated player.
April 22, 1998: Acquired M Brian Sebaopole as MLS discovery player. Placed M Alberto Montoya on waivers.
May 3, 1998: The Clash plays its first game on a newly widened field at Spartan Stadium. The club had been forced to play its first three home games of the season at Stanford Stadium after winter rains delayed construction at Spartan Stadium.
May 27, 1998: Acquired F Francisco Uribe as MLS allocated player.
June 25, 1998: Placed Ben Parry on waivers.
August 7, 1998: Acquired M Harut Karapetyan from Los Angeles in exchange for F Lawrence Lozzano.
October 30, 1998: Placed F Brian Sebaopole, M Harut Karapetyan, M Shawn Medved, M Martin Vasquez, D Troy Dayak, F Oscar Draguicevich, D Vicente Figuero and D Tim Martin on waivers. Sold F Francisco Uribe to the Mexican League.
November 2, 1998: Selected D Joey Martinez in MLS Waiver Draft.
November 18, 1998: MLS, which had operated the Clash as a league-owned team since the league's inception, announces an agreement to sell investor-operator rights to Kraft Group Sports, investor-operator of the New England Revolution and owner of the NFL's New England Patriots.
December 17, 1998: Signed Head Coach Brian Quinn to new one-year contract.

CLUB HISTORY

OPPONENTS

MEDIA INFO

1999
January 4, 1999: Kraft Group Sports assumes operation of the Clash. Lynne Meterparel is named owners' representative and Renato Capobianco is named Director of Soccer.
January 14, 1999: Loaned F Eric Wynalda to Leon of the Mexican First Division.
January 20, 1999: Acquired F Raul Diaz Arce from New England and M Marcelo Vega from MetroStars in exchange for a future allocation and future considerations.
January 26, 1999: Acquired GK Joe Cannon as MLS allocated player.
January 27, 1999: Acquired a second-round selection in 2000 MLS College Draft from Tampa Bay in exchange for GK Andy Kirk.
January 28, 1999: Acquired a first-round selection in 1999 MLS Supplemental Draft and a second-round selection in 1999 MLS College Draft from D.C. United in exchange for financial considerations and agreement to yield third-round selection in 2000 MLS College Draft to MetroStars, as part of three-way trade in which D.C. acquired D Diego Sonora from MetroStars in exchange for two draft selections.
February 2, 1999: Acquired M Scott Bower as MLS Project-40 player.
February 7, 1999: Selected M Richard Mulrooney, F Wojtek Krakowiak, D Jamie Clark and D Todd Duncan in MLS College Draft; Selected D Adam Frye, M Maxi Viera, M Carlos Farias, and F Anthony Farace in MLS Supplemental Draft.

KEY DATES

February 12, 1999: Acquired D Jimmy Conrad as MLS discovery player.
February 17, 1999: Lynne Meterparel is named General Manager.
March 2, 1999: Released M Marcelo Vega; Announced D Richard Gough would leave club to play in England.
March 17, 1999: Acquired M Dario Brose as MLS allocated player.
March 18, 1999: Acquired D Mauricio Wright as MLS allocated player.
April 1, 1999: Placed F Anthony Farace and M Carlos Farias on waivers.
April 5, 1999: Selected M Leighton O'Brien in MLS Waiver Draft.
June 1, 1999: Announced F Eric Wynalda had been sent to Miami Fusion, via MetroStars, to complete Jan. 20 trade.
June 18, 1999: Acquired M Mauricio Solis as MLS allocated player.
June 29, 1999: Acquired M Ryan Tinsley from Chicago Fire, in exchange for conditional pick in 2000 MLS College Draft and possible third-round selection in 2000 MLS Supplemental Draft.
June 30, 1999: Placed M Maxi Viera and M Caleb Porter on waivers.
July 4, 1999: The largest crowd ever to see a Clash game (73,123) packs Stanford Stadium for a doubleheader. The U.S. beat Brazil in a Women's World Cup semifinal, then the Clash defeated D.C. United, 2-1, in a shootout.
July 19, 1999: Acquired F Alejandro Sequeira and future considerations from Tampa Bay Mutiny, in exchange for F Raul Diaz Arce.
August 13, 1999: Acquired M Jair from New England Revolution in exchange for M Jeff Baicher.
August 19, 1999: Acquired Tampa Bay Mutiny's first-round selection in 2000 MLS Supplemental Draft to complete July 19 trade.
August 26, 1999: Acquired GK David Winner as MLS pool player.
September 16, 1999: Announced that Lothar Osiander would replace Brian Quinn as head coach, and that assistant coach Jorge Espinoza would serve as interim head coach until Osiander completes duties with MLS Pro-40 team in A-League playoffs.
October 27, 1999: The San Jose club is renamed the Earthquakes, taking on the name of San Jose's North American Soccer League franchise from the 1970s and 1980s. The new logo and colors are also unveiled.
November 23, 1999: Re-signed F Ronald Cerritos.
November 24, 1999: Selected D Gabe Eastman in MLS Waiver Draft.
December 6, 1999: Re-signed D Mauricio Wright.

2000

February 2, 2000: Acquired a second-round draft choice for the 2000 MLS SuperDraft from Colorado in exchange for GK David Kramer.
February 3, 2000: Signed M Wojtek Krakowiak.
February 6, 2000: Selected GK Jon Conway, M Justin Evans, D Andrew Hemmerich, M Travis Mulraine, F Adrian Narine, D Joseph Rausa and F Ian Russell in MLS SuperDraft; Acquired a second-round pick in the 2000 Draft and a second-round pick in the 2001 Draft from D.C. United in exchange for a second-round pick in the 2000 Draft.
February 8, 2000: Acquired F Abdul Thompson Conteh as an MLS discovery player.
February 22, 2000: Placed D Andrew Hemmerich, M Leighton O'Brien and D Joseph Ragusa on waivers.
March 3, 2000: Placed D Adam Frye on waivers.
March 8, 2000: Acquired F Khodadad Azizi as MLS allocated player.
March 14, 2000: Placed F Adrian Narine on waivers.
March 15, 2000: Announced that M Eddie Lewis had been transferred to Fulham of the English First Division; Acquired a first-round pick in the 2002 MLS SuperDraft, two second-round selections in 2001 and future considerations from Chicago in exchange for an allocation to Chicago.
May 3, 2000: Acquired M/F Harut Karapetyan from Kansas City in exchange for a third-round pick in the 2001 MLS Super Draft.
May 30, 2000: Acquired D Mike Burns, D Dan Calichman, and a first-round pick in the 2001 MLS SuperDraft from New England in exchange for D Mauricio Wright.
June 1, 2000: Placed D Gabe Eastman on waivers.
June 7, 2000: Acquired a third-round pick in the 2001 MLS SuperDraft from Dallas in exchange for F Esmundo Rodriguez.
June 29, 2000: Placed M Justin Evans on waivers.
August 7, 2000: Acquired F Giovanni Savarese for the remainder of the 2000 season.
October 4, 2000: General Manager Lynne Meterparel announces her resignation from the club, effective following MLS Cup 2000.

THE CLUB

2016 REVIEW

CLUB HISTORY

OPPONENTS

MEDIA INFO

KEY DATES

THE CLUB

2016 REVIEW

CLUB HISTORY

OPPONENTS

MEDIA INFO

2001

January 10, 2001: Silicon Valley Sports & Entertainment, the business and marketing arm of the NHL's San Jose Sharks, becomes operator of the Earthquakes, with an option to become investor-operator. MLS announces that San Jose will host the 2001 MLS All-Star Game on July 28, 2001.

January 12, 2001: Lothar Osiander is relieved of duties as head coach.

February 1, 2001: Tom Neale is named General Manager.

February 2, 2001: Frank Yallop is named head coach, replacing Lothar Osiander. D John Doyle announces retirement.

February 4, 2001: Acquired D Jeff Agoos from DC United in exchange for two first round draft picks and F Abdul Thompson Conteh. Acquired F Dwayne DeRosario as MLS allocated player. Acquired D Zak Ibsen from Los Angeles Galaxy in exchange for 16th overall pick in 2001 MLS Super Draft.

February 5, 2001: Selected F Chris Carrieri (1st), D Eddie Robinson (20th), D Craig Waibel (31st), F Fabio Eidelwein (37th), F Corey Woolfolk (49th), Jorge Martinez (61st) in 2001 MLS Super Draft. M Manny Lagos acquired from Tampa Bay Mutiny in exchange for the 14th and 34th overall picks in 2001 MLS Super Draft.

February 8, 2001: Placed D Dan Calichman on waivers.

February 15, 2001: Named Dominic Kinnear assistant coach.

February 16, 2001: Placed F Fabio Eidelwein on waivers.

February 22, 2001: Selected GK Paul Grafer in MLS Special Draft; Acquired D Ramiro Corrales from MetroStars in exchange for GK Paul Grafer.

March 8, 2001: Chris Chamides is named Senior Director of Soccer.

March 13, 2001: Acquired conditional draft picks from Kansas City in exchange for D Mike Burns. Placed M Travis Mulraine on waivers.

March 27, 2001: Placed M Jorge Martinez on waivers.

March 29, 2001: Acquired F Landon Donovan as MLS allocated player. Placed F Corey Woolfolk on waivers.

April 3, 2001: Signed M/D Ramiro Corrales to multi-year contract.

April 4, 2001: Placed D Jamie Clark on waivers.

April 5, 2001: Signed D Troy Dayak as discovery player. Placed D Craig Waibel on waivers.

April 10, 2001: Signed M Ronnie Ekelund as discovery player.

April 11, 2001: Peter Bridgewater named consultant for Earthquakes.

June 13, 2001: Acquired F Junior Agogo from Colorado in exchange for F Chris Carrieri. Placed F Wojtek Krakowiak on waivers.

July 23, 2001: Tom Neale steps down as General Manager.

July 24, 2001: A club-record six players named to West All-Star team.

July 28, 2001: Spartan Stadium hosts sixth annual MLS All-Star Game. The West All-Stars tied the East All-Stars, 6-6, with Landon Donovan scoring four goals and earning MVP honors.

August 19, 2001: Earthquakes qualify for MLS playoffs for first time since 1996.

September 26, 2001: Earthquakes win first-ever playoff series with 3-0 win over Columbus Crew to take series on aggregate, 6-0.

October 21, 2001: The San Jose Earthquakes earn their first-ever MLS Cup championship with 2-1 overtime win over the Los Angeles Galaxy.

November 16, 2001: Placed M Dario Brose on waivers.

2002

January 11, 2002: Selected F Devin Barclay in MLS Allocation Draft.

January 28, 2002: Placed F Junior Agogo on waivers.

January 31, 2002: Re-signed M Manny Lagos.

February 8, 2002: Johnny Moore named General Manager. Acquired F Ariel Graziani and salary cap relief from the Dallas Burn in exchange for Ronald Cerritos and a second round draft pick.

February 10, 2002: Selected F Luchi Gonzalez (6th), M Chris Ronér (33rd), D Kevin Sakuda (39th), M Erik Ozimek (49th), D Aaron Biddle (60th), and M Lars Lyssand (70th) in 2002 MLS SuperDraft.

February 21, 2002: Placed D Kevin Sakuda, M Erik Ozimek, D Aaron Biddle, and M Lars Lyssand on waivers.

March 19, 2002: Silicon Valley Sports & Entertainment (SVS&E) and Anschutz Entertainment Group (AEG) acquired the San Jose Earthquakes. SVS&E owns and operates the defending champions in partnership with AEG. SVS&E will serve as the managing partner in the relationship, with SVS&E president Greg Jamison joining the MLS Board of Governors representing the Earthquakes.

March 22, 2002: Senior Director of Soccer Chris Chamides leaves the Earthquakes.

March 27, 2002: Signed M Chris Ronér as a developmental player.

July 30, 2002: Traded undisclosed amount of salary budget "room" to New England Revolution for a 2003 MLS SuperDraft pick.

KEY DATES

November 4, 2002: Placed M Scott Bower, F Luchi Gonzalez, and D Zak Ibsen on waivers.
November 6, 2002: Selected D Craig Waibel in the MLS Waiver Draft.
December 18, 2002: Re-signed F Landon Donovan to two-year contract.
December 20, 2002: Anschutz Entertainment Group (AEG) becomes sole investor/operator of the San Jose Earthquakes.

2003

January 9, 2003: F Ariel Graziani loaned to Barcelona S.C. of Ecuador for entire 2003 season.
January 17, 2003: Selected D Todd Dunivant (6th), F Arturo Alvarez (13th), F Roger Levesque (23rd), GK Josh Saunders (36th), F Jamil Walker (39th), M Johanes Maliza (46th), and M Frank Sanfilippo in the sixth round (56th) of the MLS SuperDraft; Acquired a second round pick (13th) in the 2003 MLS SuperDraft and a conditional pick in the 2004 MLS SuperDraft from Kansas City in exchange for D Jimmy Conrad; Acquired F Brian Mullan from the Los Angeles Galaxy in exchange for a second round pick (16th) in the 2003 MLS SuperDraft.
January 29, 2003: Signed M Ronnie Ekelund to a multi-year contract.
February 11, 2003: Acquired first overall selection in 2003 Supplemental Draft and conditional draft pick from D.C. United in exchange for F Devin Barclay. Re-signed M Ian Russell and D Eddie Robinson to multi-year contracts.
February 14, 2003: Signed M Chris Ronér to senior roster contract.
February 28, 2003: Selected F Brian Ching in MLS Supplemental Draft.
March 13, 2003: Signed GK Pat Onstad as discovery player.
March 25, 2003: Signed GK Josh Saunders to multi-year contract. Signed F Jamil Walker to developmental contract.
May 30, 2003: Signed M Johanes Maliza to developmental contract.
June 24, 2003: GK Josh Saunders loaned to Portland Timbers of A-League.
August 7, 2003: Released F Roger Levesque to the Seattle Sounders of A-League.
August 19, 2003: Acquired a first round selection in the 2004 MLS SuperDraft and a third and fourth round pick in the 2005 MLS SuperDraft from Colorado in exchange for GK Joe Cannon.
August 20, 2003: Re-signed M Richard Mulrooney to a multi-year contract; Acquired F Rodrigo Faria from Chicago in exchange for a conditional draft pick in the 2004 MLS SuperDraft.
August 21, 2003: Acquired a third round pick in the 2005 MLS SuperDraft from the MetroStars in exchange for a discovery player to be named later.
September 24, 2003: Re-signed F Roger Levesque from Seattle Sounders of the A-League. Placed M Johanes Maliza on waivers.
November 23, 2003: Earthquakes win second MLS Cup Championship with 4-2 win over Chicago Fire.
December 16, 2003: Frank Yallop stepped down as head coach to become head coach of Canadian National Team.

2004

January 6, 2004: Dominic Kinnear is named head coach, replacing Frank Yallop.
January 7, 2004: Re-signed M Manny Lagos and GK Jon Conway to multi-year contracts and signed F Jamil Walker to the senior roster.
January 12, 2004: General Manager Johnny Moore resigned. Kate McAllister named Interim General Manager.
January 13, 2004: Acquired a third round pick in the 2005 MLS SuperDraft from Columbus in exchange for M Manny Lagos.
January 16, 2004: Selected D Ryan Cochrane (5th), GK Steve Cronin (10th), M Mike Wilson (27th), M Lindon Pecorelli (30th), M Marin Pusek (40th) and M Tighe Dombrowski (50th) in the MLS SuperDraft; Acquired a sixth round pick in the 2005 MLS SuperDraft from the MetroStars in exchange for a sixth round pick in the 2004 MLS SuperDraft.
January 22, 2004: Named John Doyle assistant coach.
January 27, 2004: Named Alexi Lalas President and General Manager.
February 2, 2004: Re-signed M Ronnie Ekelund and M Brian Mullan to multi-year contracts.
February 4, 2004: Re-signed D Jeff Agoos to multi-year contract.
February 19, 2004: Placed M Mike Wilson and M Marin Pusek on waivers.
February 22, 2004: Acquired D Wes Hart from Colorado Rapids in exchange for conditional 2005 MLS SuperDraft pick.
March 15, 2004: Placed D Chris Ronér on season-ending injury list due to cartilage lesion in his right ankle.
March 24, 2004: Signed M/D Tighe Dombrowski to developmental contract.

THE CLUB

2016 REVIEW

CLUB HISTORY

OPPONENTS

MEDIA INFO

KEY DATES

THE CLUB

2016 REVIEW

CLUB HISTORY

OPPONENTS

MEDIA INFO

April 8, 2004: Acquired M/F Chris Brown from the New England Revolution in exchange for a conditional MLS SuperDraft pick.

April 9, 2004: F Roger Levesque re-classified as senior developmental player.

April 20, 2004: F Roger Levesque loaned to Seattle Sounders (USL First Division).

September 20, 2004: F Roger Levesque re-joins Earthquakes.

October 8, 2004: Signed F Brian Ching to a new contract.

November 9, 2004: Exercised option on head coach Dominic Kinnear and assistant coach John Doyle. AEG announces that Earthquakes will remain in San Jose for 2005 MLS season.

November 19, 2004: F Chris Brown selected in sixth round of MLS Expansion Draft by Real Salt Lake. F Jamil Walker selected in eighth round of MLS Expansion Draft by CD Chivas USA.

November 23, 2004: F Landon Donovan announces that he will return to Bayer Leverkusen beginning January 1, 2005. Leverkusen exercised option to retain Donovan's rights.

December 1, 2004: Do not exercise option on contracts for D Troy Dayak, M Ronnie Ekelund and D Chris Ronér.

December 10, 2004: Acquired fourth round draft pick in 2005 MLS SuperDraft in exchange for D Jeff Agoos.

2005

January 12, 2005: Acquired D Chris Aloisi, F Alejandro Moreno and sixth overall pick in 2005 MLS SuperDraft from Los Angeles Galaxy in exchange for GK Steve Cronin, D Todd Dunivant and fifth overall draft pick in 2005 MLS SuperDraft.

January 14, 2005: Acquired M Ricardo Clark from MetroStars in exchange for a portion of an allocation and a youth international slot.

January 14, 2005: Acquired M Brad Davis, the fourth overall draft pick and an allocation from FC Dallas in exchange for M Arturo Alvarez, M Richard Mulrooney and the sixth overall draft pick and the 29th overall draft pick. Selected M Danny O'Rourke (4th) in the first round of the MLS SuperDraft, D Kevin Goldthwaite (17th) in the second round of the MLS SuperDraft, M Victor Arbelaez (30th), F Orlando Ramirez (31st), M/D Craig J. (C.J.) Klass (32nd) in the third round of the MLS SuperDraft, F Antouman Jallow (41st) and D James Twellman (42nd) in the fourth round of the MLS SuperDraft. Traded 48th overall pick to D.C. United for a player to be named later.

January 27, 2005: Acquired F Ronald Cerritos from D.C. United in exchange for 2005 Fourth Round MLS SuperDraft selection (48th overall).

January 28, 2005: Signed D Craig Waibel to new contract.

February 1, 2005: Signed D Troy Dayak to a new contract.

February 4, 2005: Selected D Brett Rodriguez (6th), GK Robby Fulton (18th), D Noah Merl (29th) and M Chris Wondolowski (41st) in the 2005 MLS Supplemental Draft.

February 15, 2005: Signed M Tighe Dombrowski and F Roger Levesque to developmental contracts. Signed D Chris Aloisi to senior roster contract.

February 16, 2005: Signed D Wade Barrett to multi-year contract.

March 4, 2005: D Chris Ronér steps away from professional soccer.

March 7, 2005: Signed F Dwayne De Rosario to multi-year contract.

March 23, 2005: Acquired D Danny Califf from Los Angeles Galaxy in exchange for a portion of an allocation. Re-classified Kevin Goldthwaite as a developmental player.

March 24, 2005: Acquired 2006 fourth-round supplemental draft pick from Club Deportivo Chivas USA in exchange for the rights to Victor Arbelaez.

March 25, 2005: Acquired rights to F Julian Nash in exchange for a first round pick in the 2006 MLS Supplemental Draft.

March 29, 2005: Signed GK Robbie Fulton, F Julian Nash, F Orlando Ramirez, D Brett Rodriguez and M Chris Wondolowski to developmental contracts.

April 1, 2005: Signed D James Twellman to developmental contract.

April 27, 2005: D Troy Dayak announces retirement following 2005 MLS season.

April 29, 2005: Loaned F Roger Levesque to Seattle Sounders (USL First Division) for remainder of USL First Division season.

May 20, 2005: Acquired M Mark Chung from the Colorado Rapids in exchange for a portion of an allocation. Placed D Troy Dayak on season-ending injury list.

June 13, 2005: President & General Manager Alexi Lalas leaves Earthquakes to become President & General Manager of MetroStars. Kate McAllister named Interim President & General Manager.

June 14, 2005: Acquired D Kelly Gray from Chicago Fire in exchange for a second round pick in the 2006 MLS SuperDraft. Placed D Craig Waibel on season-ending injury list.

July 15, 2005: Loaned M Tighe Dombrowski to Minnesota Thunder (USL First Division) for remainder of 2005 USL First Division season.

KEY DATES

August 1, 2005: Loaned D Kevin Goldthwaite to the Portland Timbers (USL First Division) for remainder of 2005 USL First Division season.

August 3, 2005: Placed D Wes Hart on waivers.

August 27, 2005: Former Earthquakes defender John Doyle becomes first member of San Jose Earthquakes Hall of Fame. Inducted into Hall of Fame in halftime ceremony of Earthquakes-Los Angeles Galaxy match.

September 15, 2005: Signed D Kevin Goldthwaite to senior roster. Earthquakes claim M Aaron Lanes off waivers and sign him to developmental contract.

September 16, 2005: M Tighe Dombrowski rejoins Earthquakes following loan to Minnesota Thunder.

September 20, 2005: D Kevin Goldthwaite rejoins Earthquakes following loan to Portland Timbers.

October 6, 2005: F Roger Levesque rejoins Earthquakes following loan to Seattle Sounders.

October 8, 2005: Earthquakes clinch first Supporters' Shield in club history

November 15, 2005: Placed F Roger Levesque and M Orlando Ramirez on waivers.

November 18, 2005: Interim President & General Manager Kate McAllister leaves club to pursue other opportunities.

December 1, 2005: Do not exercise option on contract for GK Pat Onstad.

December 5, 2005: Acquired fourth round pick in 2006 MLS SuperDraft from MetroStars in exchange for GK Jon Conway.

December 9, 2005: D Danny Califf departs club and signs with Aalborg in Denmark.

December 15, 2005: Relocated to Houston. The Earthquakes name, colors and competition records are retained by MLS for a future expansion team.

2006

May 24, 2006: Lew Wolff, principal owner of the Oakland Athletics (MLB), purchases an exclusive option to acquire an MLS team and bring it back to the Bay Area. David Alioto is named the Executive Vice President of the Earthquakes Soccer, LLC and Ann Rodriguez is named Director of Business Operations.

2007

July 18, 2007: Major League Soccer announces that the league will return to San Jose in 2008, as the Earthquakes expansion team is named MLS' 14th team.

October 3, 2007: Unveiled 2008 official jersey and new team logo.

October 3, 2007: Named John Doyle General Manager of Soccer Operations.

October 26, 2007: Announced Buck Shaw Stadium as the team's home venue for 2008, 2009 and 2010 seasons.

November 5, 2007: Named Frank Yallop head coach.

November 21, 2007: Selected 10 players in the MLS Expansion Draft: Ryan Cochrane (Houston Dynamo), Clarence Goodson (FC Dallas), Ned Grabavoy (Columbus Crew), James Riley (New England Revolution), Joseph Vide (New York Red Bulls), Ivan Guerrero (Chicago Fire), Brian Carroll (D.C. United), Jason Hernandez (Chivas USA), Gavin Ginton (LA Galaxy) and Chris Pozniak (Toronto FC).

November 26, 2007: San Jose Earthquakes acquire forward F Kei Kamara from the Columbus Crew in exchange for M Brian Carroll. Earthquakes acquire GK Preston Burpo from Chivas USA in exchange for a fourth round pick in the 2008 MLS SuperDraft.

November 29, 2007: San Jose Earthquakes name Ian Russell assistant coach.

2008

January 10, 2008: Acquired GK Joe Cannon from the Los Angeles Galaxy in exchange for allocation money.

January 15, 2008: Acquired D Nick Garcia from the Kansas City Wizards in exchange for the first overall selection of the 2008 MLS SuperDraft.

January 18, 2008: Selected Shea Salinas in the second round (15th Overall) of the 2008 MLS SuperDraft.

January 24, 2008: Selected four players in 2008 MLS Supplemental Draft, including Adam Smarte (first round), Tim Bohnehkamp (second round), Greg Curry (third round) and Tim Jepson (fourth round).

February 4, 2008: Earthquakes start preseason training at The Home Depot Center in Carson, Calif.

February 7, 2008: Major League Soccer announces 2008 season schedule.

February 13, 2008: Earthquakes open preseason schedule with 1-0 loss to Houston Dynamo in a friendly at PAL Stadium.

February 14, 2008: Acquired M Ramiro Corrales from the Houston Dynamo in exchange for allocation money.

February 26, 2008: Former Earthquakes M Ronnie Ekelund named technical advisor.

February 27, 2008: Acquired M Ronnie O'Brien from Toronto FC in exchange for a first round draft pick in the 2009 MLS SuperDraft and allocation money.

THE CLUB

2016 REVIEW

CLUB HISTORY

OPPONENTS

MEDIA INFO

KEY DATES

THE CLUB

March 13, 2008: Jason Batty is named goalkeeper coach.
March 17, 2008: Signed M Shea Salinas to a senior roster contract.
March 28, 2008: Acquired F John Cunliffe from Chivas USA in exchange for M Chris Pozniak
April 2, 2008: Signed D Eric Denton.
April 3, 2008: Acquired rights to M Matt Hatzke from Los Angeles Galaxy in exchange for a fourth round pick in the 2009 MLS Supplemental, D Jamil Roberts from FC Dallas in exchange for a third round pick in the 2009 MLS Supplemental Draft, D Ryan Johnson from Chicago Fire in exchange for a conditional draft pick, D Jay Ayres, M Matt Hatzke, D Jamil Roberts, F Adam Smarte to developmental contracts.
April 3, 2008: Signed D Ryan Johnson to senior roster.
April 3, 2008: Earthquakes open 2008 season with 2-0 loss to Los Angeles Galaxy.
April 9, 2008: Signed D Greg Curry to developmental contract.
April 24, 2008: Acquired F Peguero Jean Philippe on loan from Brondby IF for the remainder of the 2008 season.

2016 REVIEW

May 21, 2008: Acquired D Kelly Gray and F Jovan Kirovski from the Colorado Rapids in exchange for GK Preston Burpo and a fourth round draft pick in the 2009 MLS SuperDraft.
May 22, 2008: Signed D Amir Lowery and GK Dan Benton.
May 28, 2008: Placed F Peguero Jean Philippe on season-ending injury list and D Jay Ayres on six-week disabled list.

CLUB HISTORY

June 14, 2008: The Earthquakes set a non-doubleheader attendance record at home, with a crowd of 39,872 for a game against the Los Angeles Galaxy at Oakland-Alameda County Coliseum.
June 23, 2008: Waived D Greg Curry and D Adam Sloustcher.
July 14, 2008: Waived D Joe Vide.
July 14, 2008: Acquired rights to F Darren Huckerby from Toronto FC in exchange for allocation money and an international player slot. Earthquakes sign F Darren Huckerby. Acquired F Scott Sealy from Kansas City in exchange for allocation money.
July 17, 2008: Waived GK Dan Benton.
July 18, 2008: Signed M Francisco Lima.
July 25, 2008: Traded F Kei Kamara to Houston Dynamo in exchange for allocation money and first round draft pick in the 2009 MLS SuperDraft.
July 28, 2008: Acquired F Arturo Alvarez in from FC Dallas in exchange for first round draft pick in the 2009 MLS SuperDraft and allocation money.
July 31, 2008: Acquired allocation money from D.C. United in exchange for M Ivan Guerrero.
August 1, 2008: Signed F Mikel Arce to a developmental contract.
August 13, 2008: Waived D/M Amir Lowery.
September 4, 2008: Signed M Michael Ghebru and F Davide Somma to developmental contracts.
October 9, 2008: Earthquakes announce strategic partnership with Tottenham Hotspur Football Club.
November 24, 2008: Traded F Jovan Kirovski to Los Angeles Galaxy in exchange for a conditional pick in the 2010 Supplemental Draft.
November 26, 2008: D James Riley selected by Seattle Sounders FC in 2008 MLS Expansion Draft.
December 1, 2008: Declined to exercise options for contracts for GK Joe Cannon, F Gavin Ginton and M Ronnie O'Brien.

OPPONENTS

2009

January 15, 2009: Selected M Brad Ring in the second round (17th overall) and F Quincy Amarikwa in the third round (32nd overall) of the 2009 MLS SuperDraft.
January 21, 2009: Signed D Nick Garcia to a new contract.
January 27, 2009: Announced three-year partnership with Amway Global to have Amway Global as jersey sponsor for Earthquakes.
February 5, 2009: Signed F Cam Weaver.
February 6, 2009: Moved F Davide Somma to senior roster.
February 9, 2009: Acquired F Pablo Campos in Major League Soccer weighted lottery.
February 10, 2009: Signed M Bobby Convey using top position in allocation rankings.
February 11, 2009: Signed GK Andrew Weber.
February 13, 2009: Signed GK Joe Cannon to a new contract.
February 18, 2009: Signed 2009 SuperDraft third-round pick F Quincy Amarikwa.
March 2, 2009: Acquired D Chris Leitch from Red Bulls in exchange for allocation money and an international slot.
March 3, 2009: Placed F John Cunliffe on waivers.

MEDIA INFO

KEY DATES

March 16, 2009: Sign D Mike Zaher to a developmental contract.
March 19, 2009: Signed M Simon Elliott.
March 20, 2009: Signed M Brandon McDonald to a developmental contract
March 25, 2009: Signed GK Mike Graczyk to a developmental contract.
April 28, 2009: Acquired D Aaron Pitchkolan from FC Dallas in exchange for a conditional pick in the 2011 SuperDraft.
May 26, 2009: Signed F Cornell Glen and placed F Davide Somma on waivers.
June 9, 2009: Traded D Nick Garcia and the discovery rights to Ali Gerba to Toronto FC in exchange for a third round pick in the 2010 MLS SuperDraft.
June 9, 2009: Acquired F Chris Wondolowski and a conditional draft pick in the 2010 SuperDraft from the Houston Dynamo in exchange for F Cam Weaver.
June 12, 2009: Signed M Antonio Ribeiro. He counts as an international on the Earthquakes senior roster.
June 25, 2009: Placed D Eric Denton and D/M Kelly Gray on waivers.
July 15, 2009: Traded F Pablo Campos to Real Salt Lake in exchange for a second round pick in the 2010 MLS SuperDraft and a conditional pick in the 2011 MLS SuperDraft.
July 23, 2009: Signed M Ramon Sanchez.
July 31, 2009: Signed M Andre Luiz.
August 14, 2009: Acquired an international slot from the Houston Dynamo in exchange for D Ryan Cochrane.
August 18, 2009: Signed D Fabio da Silva. He will count as an international on the Earthquakes senior roster.
September 11, 2009: Acquired D Bobby Burling from Chivas USA in exchange for a third round pick in the 2010 MLS SuperDraft.
September 15, 2009: Terminated the contract of D Fabio da Silva.
November 25, 2009: M Shea Salinas selected by Philadelphia Union in 2009 MLS Expansion Draft.

2010

January 6, 2010: Moved D Brandon McDonald to senior roster.
January 14, 2010: Selected D Ike Opara in the first round (3rd overall), M Michael Thomas in the second round (19th overall), D Justin Morrow in the second round (28th overall), M Steven Beitashour in the second round (30th overall) and F Andrew Hoxie in the third round (37th overall) of the 2010 MLS SuperDraft.
January 27, 2010: Signed F Chris Wondolowski to a new contract.
February 10, 2010: Signed F Eduardo Adelino Da Silva.
February 11, 2010: Signed M Joey Gjertsen.
March 1, 2010: Signed M Javier Robles.
March 4, 2010: Placed D Aaron Pitchkolan on waivers.
March 16, 2010: Signed M Brad Ring, D Steven Beitashour and D Justin Morrow to developmental contracts.
March 22, 2010: Placed M Simon Elliott, M Antonio Ribeiro and GK Mike Graczyk on waivers.
March 30, 2010: Signed GK Jon Busch.
April 7, 2010: Acquired second-round pick in the 2012 MLS SuperDraft from Colorado Rapids in exchange for F Quincy Amarikwa.
April 13, 2010: Signed F Scott Sealy.
April 14, 2010: Signed M Omar Jasseh.
June 21, 2010: Acquired M Sam Cronin from Toronto FC in exchange for allocation money.
June 30, 2010: Released M Ramon Sanchez and GK Andrew Weber.
August 2, 2010: Released M Javier Robles.
August 6, 2010: Acquired D Tim Ward from Chicago Fire in exchange for a conditional pick in the 2011 MLS SuperDraft.
August 11, 2010: Signed M Khari Stephenson.
August 20, 2010: Signed F Geovanni as Designated Player.
September 3, 2010: Loaned D/M Justin Morrow to FC Tampa Bay Rowdies (USSF D-2).
October 4, 2010: Recalled D/M Justin Morrow from FC Tampa Bay Rowdies (USSF D-2).
November 24, 2010: GK Joe Cannon selected by Vancouver Whitecaps FC and M Arturo Alvarez selected by Portland Timbers in 2010 Expansion Draft.
December 3, 2010: Declined options on F Geovanni, F Eduardo, F Cornell Glen and M Khari Stephenson.

2011

January 13, 2011: Acquired F Steven Lenhart from the Columbus Crew in exchange for the 15th overall selection in the 2011 MLS SuperDraft and allocation money.
January 13, 2011: Selected Anthony Ampaipitakwong in the second round (33rd overall) of the MLS SuperDraft.

THE CLUB

2016 REVIEW

CLUB HISTORY

OPPONENTS

MEDIA INFO

KEY DATES

THE CLUB

January 26, 2011: Acquired GK David Bingham through a weighted lottery.
February 15, 2011: Signed M Khari Stephenson.
March 1, 2011: Signed M Anthony Ampaipitakwong and waived M Tony Donatelli.
March 7, 2011: Signed GK Andrew Weber.
March 16, 2011: Acquired M Simon Dawkins on loan from Tottenham Hotspur.
March 17, 2011: Signed F Ellis McLoughlin.
March 25, 2011: Signed F Matt Luzunaris.
April 7, 2011: Signed Head Coach Frank Yallop and GM John Doyle to multi-year contract extensions.
June 28, 2011: Traded D Brandon McDonald to D.C. United in exchange for allocation money.
July 8, 2011: Signed M Rafael Baca.
July 14, 2011: Acquired D Nana Attakora, F Alan Gordon and M Jacob Peterson from Toronto FC for M Ryan Johnson, allocation money and an international player slot to be returned to San Jose on Jan. 1, 2013.
July 19, 2011: Waived M Omar Jasseh.
August 15, 2011: Acquired F Edmundo Zura on loan from El Nacional.
August 31, 2011: Terminated loan agreement with El Nacional for F Edmundo Zura.
September 15, 2011: Acquired F Maxwell Griffin on loan from Orlando City SC.
November 23, 2011: D Bobby Burling selected by Montreal Impact in MLS Expansion Draft.
November 30, 2011: Signed F Steven Lenhart to a new contract; Acquired M Shea Salinas from Vancouver Whitecaps FC for allocation money.
December 1, 2011: Acquired M Jean Alexandre from RSL for first round pick in 2012 Supplemental Draft.
December 2, 2011: Traded M Bobby Convey to Sporting Kansas City for international player slot.
December 16, 2011: Acquired M Marvin Chávez from FC Dallas for allocation money.
December 28, 2011: Signed D Victor Bernárdez.
December 31, 2011: Declined options for F Scott Sealy, GK Andrew Weber, M Andre Luiz and F Matt Luzunaris.

2016 REVIEW

CLUB HISTORY

2012

January 12, 2012: Signed F Alan Gordon to a new contract; Selected F/M Sam Garza (1st round, 6th overall), M Jacob Hustedt (2nd round, 25th overall) and GK Chris Blais (2nd round, 33rd overall) in 2012 MLS SuperDraft.
January 17, 2012: Selected F Cesar Diaz Pizarro (2nd round, 25th overall), D David Tiemstra (3rd round, 44th overall), D James Kiffe (4th round, 63rd overall) and D Tyler Krumpe (4th round, 73rd overall) in 2012 MLS Supplemental Draft.
January 26, 2012: Signed GK Jon Busch to a new contract; Signed F Sercan Guvenisik.
February 2, 2012: Signed M Tressor Moreno.
February 9, 2012: Signed F Chris Wondolowski to a new contract.
February 14, 2012: Reacquired M Simon Dawkins on loan from Tottenham Hotspur.
February 28, 2012: Signed F Cesar Diaz Pizarro.
March 9, 2012: Signed free agent GK Evan Newton from Tampa Bay FC.
March 10, 2012: Signed M Jacob Hustedt.
April 5, 2012: Loaned D Josh Suggs to the Tampa Bay Rowdies (NASL).
April 29, 2012: D Josh Suggs recalled from loan to Tampa Bay Rowdies.
June 20, 2012: Signed D Jed Zayner.
June 28, 2012: Waived D Josh Suggs and M Ellis McLoughlin.
July 9, 2012: Transferred M Anthony Ampaipitakwong to Buriram United; terminated contract for M Tressor Moreno.
July 30, 2012: Acquired M Mehdi Ballouchy in trade from New York.
September 13, 2012: Selected F Marcus Tracy in MLS weighted lottery.
October 4, 2012: Signed D Justin Morrow to new contract.
October 20, 2012: Clinched second Supporters' Shield in club history.
November 14, 2012: Signed D Jason Hernandez and M Sam Cronin to new contracts.
November 28, 2012: Declined options on D Ramiro Corrales, D Ike Opara, D Tim Ward, M Joey Gjertsen, M Khari Stephenson and waived F Sercan Guvenisik.
December 14, 2012: Selected D Ty Harden, D Dan Gargan and M Bryan Jordan in Stage 2 of MLS Re-Entry Process.

OPPONENTS

MEDIA INFO

2013

January 17, 2013: Acquired right of first refusal to F Mike Fucito from Portland Timbers in exchange for a second round pick in the 2013 SuperDraft and selected D Tommy Muller (first round, 15th overall) and M Danchrisandre Delgado (second round, 33rd overall) in the 2013 MLS SuperDraft.
January 22, 2013: Selected F Adam Jahn in the first round (15th overall), D Colin Mitchell in the third round

KEY DATES

(53rd overall) and D Peter McGlynn in the fourth round (72nd overall) of the 2013 MLS Supplemental Draft.

January 25, 2013: Signed D Dan Gargan and D Ty Harden.

February 12, 2013: Signed F Mike Fucito and D Ramiro Corrales.

February 15, 2013: Signed D Peter McGlynn.

February 22, 2013: Signed D Nana Attakora.

February 26, 2013: Signed F Chris Wondolowski to a new contract, making him the second Designated Player in club history.

March 1, 2013: Signed F Adam Jahn and D Tommy Muller; acquired M Cordell Cato from Seattle Sounders FC in exchange for San Jose's natural fourth round pick in the 2014 MLS Supplemental Draft.

March 2, 2013: Added M Mehdi Ballouchy to Disabled List

March 12, 2013: Signed D Abu Tommy and D Colin Mitchell.

March 15, 2013: Signed M Walter "Pery" Martinez.

April 4, 2013: Signed F Alexandre Gonzalez Emerson.

April 26, 2013: M Brad Ring placed on Disabled List.

May 2, 2013: Waived F Alexandre Gonzalez Emerson, M Jacob Hustedt; activated M Mehdi Ballouchy from Disabled List.

May 31, 2013: Activated M Brad Ring from Disabled List.

June 7, 2013: Earthquakes, head coach Frank Yallop mutually part ways. Assistant coach Mark Watson named the club's interim head coach for the remainder of 2013.

June 14, 2013: Waived M Abu Tommy.

June 18, 2013: Signed Nick Dasovic as an assistant coach.

June 21, 2013: Released D Colin Mitchell.

June 28, 2013: Signed D Clarence Goodson.

July 9, 2013: Signed D/M Jordan Stewart.

July 17, 2013: Acquired M Jaime Alas on loan from Rosenborg BK.

July 29, 2013: Announced delay on new stadium construction, pushing the targeted opening date to the second half of the 2014 season.

Sept. 4, 2013: Acquired Portland Timbers' lowest pick in the 2014 MLS SuperDraft in exchange for M Brad Ring. **Sept. 13, 2013:** Announced further delays on the new stadium construction process, moving the opening date to the start of the 2015 season.

Oct. 28, 2013: Announced the creation of an Earthquakes U-23 PDL team.

Oct. 23, 2013: Advanced to 2013-14 CONCACAF Champions League Quarterfinals after group-clinching 1-0 win against CD Heredia (Guatemala) at Buck Shaw Stadium.

Oct. 30, 2013: Signed Mark Watson as the club's head coach.

Nov. 22, 2013: Declined options for D Nana Attakora, D Dan Gargan, GK Evan Newton, F Marcus Tracy, F Cesar Diaz-Pizarro, D Peter McGlynn.

Dec. 17, 2013: Acquired allocation money from Toronto FC in exchange for D Justin Morrow.

Dec. 18, 2013: Selected D Shaun Francis and D Brandon Barklage in Stage 2 of the 2013 MLS Re-Entry Process.

Dec. 23, 2013: Transferred M Rafael Baca to Cruz Azul (Mexico).

2014

January 7, 2014: Signed M Jean-Baptiste Pierazzi and acquired M Atiba Harris from the Colorado Rapids in exchange for M Marvin Chavez.

January 14, 2014: Acquired F Billy Schuler via weighted lottery.

January 16, 2014: Selected JJ Koval in the first round (No. 9 overall) and Joe Sofia in the second round (No. 28 overall) on Day 1 of the 2014 MLS SuperDraft at the Philadelphia Convention Center.

January 21, 2014: Selected M A.J. Corrado in the third round (No. 47 overall), D Devante Dubose in the fourth round (No. 66 overall) and GK Billy Knutsen in the fourth round (No. 74 overall) on Day 2 of the 2014 MLS SuperDraft.

January 22, 2014: Signed M Tommy Thompson as the club's first Homegrown Player.

January 23, 2014: Announced USL PRO affiliation with Sacramento Republic FC.

January 24, 2014: Signed D Shaun Francis, D Brandon Barklage and GK Bryan Meredith.

January 27, 2014: Acquired allocation money from Vancouver Whitecaps FC in exchange for D Steven Beit-ashour.

January 30, 2014: Unveiled new club logo and jerseys during a public event at San Pedro Square Market.

February 3, 2014: Signed M Shea Salinas, D Jordan Stewart to new contracts.

February 19, 2014: Signed M JJ Koval.

THE CLUB

2016 REVIEW

CLUB HISTORY

OPPONENTS

MEDIA INFO

KEY DATES

THE CLUB

February 27, 2014: Loaned GK David Bingham, M Sam Garza to San Antonio Scorpions for 2014 season
March 4, 2014: Signed D Andreas Gorlitz
March 7, 2014: Signed D Ryan Neil, D Joe Sofia
March 10, 2014: Acquired M Yannick Djalo on loan from SL Benfica for 2014 season.
March 11, 2014: Signed M Khari Stephenson, waived M Walter Martinez.
March 20, 2014: Signed GK Billy Knutsen.
March 27, 2014: Signed general manager John Doyle to a contract extension.
March 28, 2014: Loaned F Mike Fucito to USL-PRO affiliate Sacramento Republic FC.
April 2, 2014: Announced that former player and general manager Johnny Moore has been elected the Earthquakes Hall of Fame.
May 21, 2014: Loaned GK Billy Knutsen to USL-PRO Affiliate Sacramento Republic FC.
June 5, 2014: Announced creation of U9 through U16 club teams under club's youth development structure.
July 1, 2014: Released M Sam Garza, D Ryan Neil and D Joe Sofia.
July 31, 2014: Signed M Matias Perez Garcia as Designated Player
August 11, 2014: Acquired allocation money from LA Galaxy in exchange for F Alan Gordon.
August 13, 2014: Loaned GK David Bingham to Norway's Strommen IF.
September 9, 2014: Signed D Pablo Pintos.
September 23, 2014: Announced the installation of the first seat at the team's new stadium.
October 15, 2014: Announced Dominic Kinnear to return as club's head coach at conclusion of 2014 MLS regular season.
November 19, 2014: Announced stadium naming rights deal with Avaya.
November 19, 2014: Selected F Kris Tyrpak in 2014 MLS Dispersal Draft.
December 9, 2014: Announced affiliation with PDL team Burlingame Dragons FC.
December 10, 2014: Signed GK David Bingham to new contract.
December 10, 2014: Selected M Leandro Barrera in Waiver Draft.
December 11, 2014: Acquired F Mark Sherrod from Orlando City SC in exchange for the club's natural second round pick (No. 25 overall) in the 2015 MLS SuperDraft.
December 11, 2014: Declined 2015 options on F Billy Schuler, GK Billy Knutsen, D Andreas Gorlitz and D Tommy Muller.
December 12, 2014: Selected GK Andy Gruenebaum in Stage One of 2014 MLS Re-Entry Process.
December 17, 2014: Signed F Steven Lenhart to new contract.
December 18, 2014: Selected D Marvell Wynne and M Sanna Nyassi in Stage Two of the 2014 MLS Re-Entry Process.

2016 REVIEW

CLUB HISTORY

2015

January 6, 2015: Named Steve Ralston, Ian Russell and Tim Hanley as assistant coaches.
January 15, 2015: Selected M Fatai Alashe (4th) in the first round of the 2015 Major League Soccer SuperDraft.
January 19, 2015: Acquired allocation money from Colorado Rapids in exchange for M Sam Cronin.
January 20, 2015: Selected GK Keasel Broome (46th) in the third round and F Chimdum Mez (66th) in the fourth round of the 2015 MLS SuperDraft.
January 28, 2015: Announced Youth Development Academy partnership with San Jose FC.
January 31, 2015: Signed F Innocent as a Designated Player.
February 11, 2015: Signed M Leandro Barrera, M Sanna Nyassi and D Marvell Wynne.
February 17, 2015: Announced affiliate partnership with San Mateo County Star.
February 26, 2015: Signed D Paulo Renato and waived F Kris Tyrpak.
February 27, 2015: Held ribbon-cutting ceremony for Avaya Stadium.
February 28, 2015: Hosted LA Galaxy in Avaya Stadium's soft-opening preseason contest.
March 18, 2015: Terminated contract of D Brandon Barklage.
March 22, 2015: Defeated Chicago Fire 2-1 in first-ever match at Avaya Stadium
March 26, 2015: Signed GK Tomas Gomez.
April 2, 2015: Announced affiliate partnership with San Francisco Elite Academy.
May 13, 2015: Announced Avaya Stadium to co-host Rugby World Cup Sevens in 2018.
May 28, 2015: Announced Avaya Stadium to host AT&T MLS All-Star Game in 2016.
June 26, 2015: Acquired F Quincy Amarikwa from Chicago Fire in exchange for D Ty Harden.
July 15, 2015: Claimed M Matheus Silva off waivers.
July 17, 2015: Signed M Marc Pelosi off the Allocation Ranking List.
July 18, 2015: Held World Rugby Pacific Nations Cup at Avaya Stadium.
July 27, 2015: Hired Paul Holocher and Andre Luiz Moreira to coach the Earthquakes Academy.
August 5, 2015: Loaned M Khari Stephenson to the San Antonio Scorpions for the remainder of the 2015 NASL

OPPONENTS

MEDIA INFO

KEY DATES

season.

August 6, 2015: Signed M Anibal Godoy using Targeted Allocation Money.

August 10, 2015: Named Chris Leitch technical director.

August 29, 2015: Loaned M Tommy Thompson, M JJ Koval and F Mark Sherrod to USL affiliate Sacramento Republic FC.

December 1, 2015: Declined 2016 options on F Mike Fucito, M Jean-Baptiste Pierazzi, M Khari Stephenson, D Paulo Renato, D Jordan Stewart and GK Tomas Gomez.

December 18, 2015: Signed F Quincy Amarikwa and D Jordan Stewart to new contracts.

December 28, 2015: Signed F Chad Barrett as the first-ever free agent signing in club history.

2016

January 13, 2016: Signed D Andres Imperiale.

January 14, 2016: Selected GK Andrew Tarbell (8th) in the first round and M Patrick Hodan (28th) in the second round of the 2016 MLS SuperDraft.

January 19, 2016: Selected D Kip Colvey (49th) in the third round and M Ty Thompson (49th) in the fourth round of the 2016 MLS SuperDraft.

January 26, 2016: Announced jersey partnership with Sutter Health.

February 3, 2016: Loaned M Leandro Barrera to Club Atlético San Martín through the end of the year.

February 4, 2016: Signed M Cordell Cato to a new multi-year contract.

February 10, 2016: Renewed affiliation agreement with Sacramento Republic FC for 2016 season.

February 11, 2016: Announced Arsenal FC as the opponent for the 2016 AT&T MLS All-Star Game at Avaya Stadium.

February 24, 2016: Acquired M Alberto Quintero on loan from Lobos BUAP for the 2016 season.

February 25, 2016: Acquired General Allocation Money from the Colorado Rapids in exchange for Targeted Allocation Money and one international slot.

February 27, 2016: Waived M JJ Koval.

March 4, 2016: Signed 2016 third-round SuperDraft selection Kip Colvey.

March 24, 2016: Loaned M Tommy Thompson and F Adam Jahn to Sacramento Republic FC.

March 31, 2016: Loaned F Mark Sherrod to Sacramento Republic FC.

April 1, 2016: Acquired D Kofi Sarkodie via sign-and-trade with Houston Dynamo in exchange for TAM.

April 29, 2016: Loaned D Kip Colvey to Sacramento Republic FC.

May 20, 2016: Signed F Chris Wondolowski to new multi-year contract.

June 21, 2016: Signed M Shea Salinas to new multi-year contract.

June 29, 2016: Announced multi-year USL affiliate partnership with Reno 1868 FC.

July 28, 2016: Hosted the MLS All-Star Game against Arsenal FC at Avaya Stadium. Chris Wondolowski and David Bingham featured in the match.

July 30, 2016: Traded F Adam Jahn to Columbus Crew SC in exchange for Targeted Allocation Money.

August 3, 2016: Traded M Matias Perez Garcia and international roster slot to Orlando City SC in exchange for Darwin Ceren and salary budget space to sign a season-ending injury replacement.

August 10, 2016: Signed F Henok Goitom as a Discovery Signing using Targeted Allocation Money.

August 29, 2016: Announced the club had parted ways with general manager John Doyle.

September 2, 2016: Signed four players from USL affiliate Sacramento Republic FC for friendly against Pachuca.

October 7, 2016: Announced Avaya Stadium would host the 2016 Women's College Cup.

October 11, 2016: Launched girls' academy teams.

October 19, 2016: Hired sports executive search firm Nolan Partners to help identify club's next general manager.

November 17, 2016: Announced President Dave Kaval would assume role of President with Oakland A's in addition to role with Quakes. Jared Shawlee also named club's Chief Operating Officer.

November 22, 2016: Announced that Ian Russell as head coach of USL affiliate Reno 1868 FC, leaving his role as assistant coach at the Earthquakes.

December 2, 2016: Exercised 2017 contract options on GK David Bingham, D Victor Bernardez, D Kip Colvey, D Andres Imperiale, M Fatai Alashe and M Matheus Silva. Did not exercise 2017 contract options on GK Bryan Meredith, D Clarence Goodson, M Marc Pelosi, M Tommy Thompson, F Chad Barrett, F Henok Goitom, F Innocent, F Steven Lenhart, F Mark Sherrod.

December 16, 2016: Signed M Marc Pelosi to a new contract.

December 21, 2016: Signed D Nick Lima as a Homegrown player.

THE CLUB

2016 REVIEW

CLUB HISTORY

OPPONENTS

MEDIA INFO

KEY DATES

THE CLUB

2016 REVIEW

CLUB HISTORY

OPPONENTS

MEDIA INFO

2017

January 5, 2017: Hired Jesse Fioranelli as general manager.

January 7, 2017: Signed D Harold Cummings.

January 13, 2017: Selected M Jackson Yueill (6th) in the first round and M Lindo Mfeka (28th) in the second round of the 2017 MLS SuperDraft.

January 17, 2017: Signed M Tommy Thompson and D Marvell Wynne to new multi-year contracts.

January 17, 2017: Selected F Christian Thierjung (50th) in the third round and GK Auden Schilder (72nd) in the second round of the 2017 MLS SuperDraft.

January 26, 2017: Signed defender Kofi Sarkodie to a new multi-year contract.

February 2, 2017: Signed Dutch forward Danny Hoesen on a season-long loan, with an option to buy, using Targeted Allocation Money and German defender/midfielder Florian Jungwirth using Targeted Allocation Money.

February 3, 2017: Signed Albania National Team midfielder Jahmir Hyka to a multi-year contract using Targeted Allocation Money.

February 4, 2017: Hired John Spencer as an assistant coach following the departure of Ian Russell who became the head coach at USL affiliate Reno 1868 FC.

DRAFT HISTORY



JACKSON YUEILL

DRAFT HISTORY

THE CLUB

2016 REVIEW

CLUB HISTORY

OPPONENTS

MEDIA INFO

1996

Inaugural Player Draft

Round	Pick	Player	Previous Team
1	8	Paul Bravo	Monterey Bay (USISL)
2	18	Altimont Butler	North Jersey (USISL)
3	28	Tim Martin	Atlanta (APSL)
4	38	Rhett Hartly	Monterey Bay (USISL)
5	48	Paul Holocher	Monterey Bay (USISL)
6	58	Jeff Baicher	Monterey Bay (USISL)
7	68	Jeff Betts	Portland (CISL)
8	78	Dave Salzwedel	L.A. Soccer Club
9	88	Victor Mella	Colo Colo (CHI)
10	98	Henry Gutierrez	Monterey Bay (USISL)
11	108	Oscar Draguicevich	Cleveland (NPSL)
12	118	Gabe Garcia	Myrtle Beach (USISL)
13	128	Rafael Amaya	Colorado (APSL)
14	138	Tom Liner	PSV Schwarz-Weiss (AUT)
15	148	Carlos Farias	San Diego Flash (USISL)
16	158	Kevin Grimes	Raleigh (USISL)

1996

College Draft

Round	Pick	Player	School
1	13	Derrick Brownell	Santa Clara
3	23	Eddie Lewis	UCLA

Supplemental Draft

Round	Pick	Player	Previous Team
1	3	Roberto Gonzalez	Rosario Central (ARG)
3	23	James Woolridge	San Jose (CISL)

1997

College Draft

Round	Pick	Player	School
1	4	Alberto Montoya	Santa Clara
2	14	Jason Annichero	Santa Clara
3	24	Chris McDonald	University of San Francisco

Supplemental Draft

Round	Pick	Player	Previous Team
2	16	Curt Onalfo	Los Angeles Galaxy
3	24	Edmundo Rodriguez	Tampa Bay Terror (A)

1998

College Draft

Round	Pick	Player	School
1	3	Ben Parry	UNC-Charlotte
	12	Wade Barrett	William and Mary
3	27	Caleb Porter	Indiana

Supplemental Draft

Round	Pick	Player	Previous Team
1	3	Tim Weaver	S.F. Bay Seals (A)
2	15	Kevin Rueda	California Jaguars (A)
2	23	Eddie Soto	Orange County Zodiac (A)
3	27	Alberto Montoya	Raleigh Flyers (A)

DRAFT HISTORY

1999

College Draft

Round	Pick	Player	School
1	3	Richard Mulrooney	Creighton
2	15	Wojtek Krakowiak	Clemson
	21	Jamie Clark	Stanford
3	27	Todd Duncan	San Jose State

Supplemental Draft

Round	Pick	Player	Previous Team
1	3	Adam Frye	Tampa Bay Mutiny
	11	Max Viera	Detroit Rockers (NPSL)
2	15	Carlos Farias	San Diego Flash (A)
3	27	Anthony Farace	San Diego Flash (A)

2000

MLS SuperDraft

Round	Pick	Player	School/Previous Team
1	8	Travis Mulraine	Joe Public F.C. (T&T)
2	16	Justin Evans	Pittsburgh Riverhounds (A)
	18	Joseph Ragusa	Long Island
	24	Adrian Narine	Joe Public F.C. (T&T)
3	28	Jon Conway	Rutgers
4	40	Andrew Hemmerich	Stanford
5	52	Ian Russell	Seattle Sounders (A)

2001

MLS SuperDraft

Round	Pick	Player	School/Previous Team
1	1	Chris Carrieri	North Carolina (Project-40)
2	20	Eddie Robinson	North Carolina
3	31	Craig Waibel	Seattle Sounders (A)
4	37	Fabio Eidelwein	Des Moines (PDL)
5	49	Corey Woolfolk	Stanford
6	61	Jorge Martinez	San Jose State

2002

MLS SuperDraft

Round	Pick	Player	School
1	6	Luchi Gonzalez	Southern Methodist
3	33	Chris Roner	California
	39	Kevin Sakuda	Duke
5	49	Eric Ozimek	Davidson
	60	Aaron Biddle	Stanford
6	70	Lars Lyssand	San Jose State

2003

MLS SuperDraft

Round	Pick	Player	School/Previous Team
1	6	Todd Dunivant	Stanford
2	13	Arturo Alvarez	Project-40/U.S. U-18
3	23	Roger Levesque	Stanford
4	36	Josh Saunders	California
	39	Jamil Walker	Santa Clara
5	46	Johanes Maliza	Stanford
6	56	Frank Sanfilippo	San Jose State

THE CLUB

2016 REVIEW

CLUB HISTORY

OPPONENTS

MEDIA INFO

DRAFT HISTORY

THE CLUB

Supplemental Draft

Round	Pick	Player	Previous Team
1	1	Brian Ching	Seattle Sounders

2004

MLS SuperDraft

Round	Pick	Player	School
1	5	Ryan Cochrane	Santa Clara
	10	Steve Cronin	Santa Clara
3	27	Mike Wilson	Stanford
	30	Lindon Pecorelli	Connecticut
4	40	Marin Pusek	UAB
5	50	Tighe Dombrowski	Wisconsin-Milwaukee

2016 REVIEW

2005

MLS SuperDraft

Round	Pick	Player	School
1	4	Danny O'Rourke	Indiana
2	17	Kevin Goldthwaite	Notre Dame
3	30	Victor Arbelaez	UNLV
	31	Orlando Ramirez	Fresno Pacific
	32	C.J. Klaas	Washington
4	41	Antouman Jallow	Wisconsin-Milwaukee
	42	James Twellman	Stanford

CLUB HISTORY

2005

Supplemental Draft

Round	Pick	Player	School
1	5	Brett Rodriguez	Creighton
2	18	Robby Fulton	Stanford
3	29	Noah Merl	California
4	41	Chris Wondolowski	Chico State

OPPONENTS

2008

MLS SuperDraft

Round	Pick	Player	School
2	15	Shea Salinas	Furman

Supplemental Draft

Round	Pick	Player	School
1	1	Adam Smarte	UC Santa Cruz
2	15	Tim Bohnekamp	Creighton
3	29	Greg Curry	UC Santa Barbara
4	43	Tim Jepsen	Duke

MEDIA INFO

2009

MLS SuperDraft

Round	Pick	Player	School
2	17	Brad Ring	Indiana
3	32	Quincy Amarikwa	UC Davis

2010

MLS SuperDraft

Round	Pick	Player	School
1	3	Ike Opara	Wake Forest
2	19	Michael Thomas	Notre Dame
	28	Justin Morrow	Notre Dame
	30	Steven Beitashour	San Diego State
3	37	Andrew Hoxie	William and Mary

DRAFT HISTORY

2011

MLS SuperDraft

Round	Pick	Player	School
2	33	Anthony Ampaipitakwong	Akron

Supplemental Draft

Round	Pick	Player	School
2	33	Philip Tuttle	Notre Dame
3	51	Victor Cortez	USF

2012

MLS SuperDraft

Round	Pick	Player	School
1	6	Sam Garza	UC Santa Barbara
2	25	Jacob Hustedt	Washington
	33	Chris Blais	South Florida

Supplemental Draft

Round	Pick	Player	School
2	25	Cesar Diaz Pizarro	UC Riverside
3	44	David Tiemstra	Ohio State
4	63	James Kiffe	UC Santa Barbara
4	73	Tyler Krumpe	Loyola Marymount

2013

MLS SuperDraft

Round	Pick	Player	School
1	15	Tommy Muller	Georgetown
2	33	Danchrisandre Delgado	University of San Diego

Supplemental Draft

Round	Pick	Player	School
1	15	Adam Jahn	Stanford
3	53	Colin Mitchell	Oregon State
4	72	Peter McGlynn	UC Santa Barbara

2014

MLS SuperDraft

Round	Pick	Player	School
1	9	JJ Koval	Stanford
2	28	Joe Sofia	UCLA
3	47	A.J. Corrado	Indiana
4	66	Devante Dubose	Virginia Tech
4	74	Billy Knutsen	American

2015

MLS SuperDraft

Round	Pick	Player	School
1	4	Fatai Alashe	Michigan State
3	46	Keasel Broome	Providence
4	66	Chimdum Mez	Sacramento State

2016

MLS SuperDraft

Round	Pick	Player	School
1	8	Andrew Tarbell	Clemson
2	28	Patrick Hodan	Notre Dame
3	49	Kip Colvey	Cal Poly
4	69	Tyler Thompson	Stanford

THE CLUB

2016 REVIEW

CLUB HISTORY

OPPONENTS

MEDIA INFO

DRAFT HISTORY

THE CLUB

2017 MLS SuperDraft

Round	Pick	Player	School
1	6	Jackson Yueill	UCLA
2	28	Lindo Mfeka	South Florida
3	50	Christian Thierjung	California
4	72	Auden Schilder	Washington

2016 REVIEW

CLUB HISTORY

OPPONENTS

MEDIA INFO

ALL-TIME RECORDS

MONTH-BY-MONTH

Month	MLS	Overall	Month	MLS	Overall	Month	MLS	Overall
March			June			Sept.		
1996	0-0	0-0	1996	4-2	5-2	1996	2-4	3-5
1997	1-1	1-1	1997	2-3	2-4	1997	2-3	3-3
1998	0-2	0-2	1998	0-4	2-4	1998	3-3	3-3
1999	1-1	1-1	1999	3-2	4-2	1999	4-2	4-2
2000	0-1-0	0-1-0	2000	2-1-3	3-1-3	2000	1-1-0	1-1-0
2001	0-0-0	0-0-0	2001	3-0-1	4-2-1	2001	1-1-0	3-1-0
2002	1-1-0	3-1-0	2002	4-1-0	4-1-0	2002	1-2-0	1-4-1
2003	0-0-0	1-1-0	2003	2-1-2	3-1-2	2003	3-1-0	4-1-0
2004	0-0-0	1-1-0	2004	1-0-2	1-1-2	2004	1-3-1	1-3-1
2005	0-0-0	0-0-0	2005	3-0-2	3-0-2	2005	4-0-1	4-0-1
2008	0-0-0	0-0-0	2008	1-2-2	1-2-2	2008	1-1-1	1-2-1
2009	1-1-0	1-1-0	2009	1-1-1	1-1-1	2009	1-0-2	2-0-3
2010	0-1-0	0-1-0	2010	0-1-2	1-1-2	2010	3-1-1	3-1-1
2011	1-1-0	1-1-0	2011	2-1-1	2-1-1	2011	1-1-2	1-1-2
2012	3-1-0	3-1-0	2012	3-0-0	4-1-0	2012	3-0-2	4-0-2
2013	2-2-1	2-2-1	2013	2-2-0	2-2-0	2013	3-0-1	4-0-1
2014	0-2-1	0-2-3	2014	0-2-0	1-3-0	2014	0-2-3	0-2-3
2015	2-2-0	2-2-0	2015	2-0-1	3-0-1	2015	1-2-2	1-2-2
2016	2-1-0	2-1-0	2016	0-1-2	0-2-2	2016	0-2-2	0-3-2
Totals	14-17-2	17-18-4	Totals	35-24-19	46-31-19	Totals	35-29-18	43-34-20
--			--			--		
April			July			October		
1996	1-3	1-3	1996	2-4	2-4	1996	0-0	1-1
1997	2-2	2-2	1997	1-5	2-5	1997	0-0	0-0
1998	2-3	2-3	1998	3-2	4-4	1998	0-0	0-0
1999	4-1	4-1	1999	2-2	2-2	1999	1-1	1-1
2000	2-2-2	2-2-2	2000	1-3-1	2-3-2	2000	0-0-0	0-0-0
2001	1-2-1	1-2-1	2001	2-2-1	3-3-1	2001	0-0-0	3-1-0
2002	2-1-1	3-2-1	2002	3-3-0	5-3-0	2002	0-0-0	0-0-0
2003	2-0-1	2-0-1	2003	2-1-2	2-1-2	2003	0-2-2	0-3-2
2004	1-2-1	1-2-1	2004	1-3-1	2-3-1	2004	0-0-3	1-1-3
2005	1-1-3	1-1-3	2005	3-1-1	3-1-1	2005	2-0-1	2-1-2
2008	1-3-0	1-4-0	2008	0-1-3	1-1-3	2008	1-3-1	2-3-1
2009	0-2-2	0-3-2	2009	0-2-2	0-2-2	2009	1-2-2	1-2-2
2010	2-1-0	2-2-0	2010	1-1-3	1-1-4	2010	2-3-1	2-4-1
2011	0-3-2	0-3-2	2011	0-3-4	1-3-4	2011	2-1-1	2-1-1
2012	3-0-1	3-0-1	2012	2-2-2	2-2-3	2012	1-0-2	1-0-2
2013	0-1-3	0-1-3	2013	2-2-0	3-2-0	2013	2-0-1	3-0-1
2014	1-0-2	1-0-2	2014	1-2-1	1-3-1	2014	0-4-1	1-4-1
2015	1-2-0	1-2-0	2015	0-4-0	0-7-0	2015	1-1-1	1-1-1
2016	2-1-3	2-1-3	2016	1-2-2	1-2-2	2016	1-2-1	1-2-1
Totals	28-30-22	31-34-22	Totals	27-45-23	37-52-26	Totals	14-19-17	22-25-18
--			--			--		
May			August			Nov.		
1996	3-2	3-3	1996	3-2	3-2	1996	0-0	0-1
1997	1-4	1-4-1	1997	3-2	3-3	1997	0-0	0-0-1
1998	3-2	4-2-1	1998	2-3	2-3	1998	0-0	0-1
1999	1-3	1-3	1999	3-1	3-2	1999	0-0	0-0
2000	0-3-2	0-3-2	2000	1-6-0	1-7-0	2000	0-0-0	0-0-0
2001	4-0-2	4-0-2	2001	2-2-1	3-2-1	2001	0-0-0	0-0-0
2002	2-1-1	2-1-1	2002	1-2-1	1-3-1	2002	0-0-0	0-0-0
2003	2-1-1	2-1-2	2003	3-1-1	3-2-1	2003	0-0-0	3-1-0
2004	2-1-2	3-1-2	2004	3-1-1	4-2-1	2004	0-0-0	0-0-0
2005	2-2-1	2-2-1	2005	3-0-1	4-1-2	2005	0-0-0	0-0-0
2008	1-3-1	1-3-1	2008	3-0-1	3-0-1	2008	0-0-0	0-0-0
2009	1-4-0	1-4-0	2009	2-2-0	2-2-0	2009	0-0-0	0-0-0
2010	3-1-1	3-1-1	2010	2-2-0	2-2-0	2010	0-0-0	1-1-0
2011	2-0-2	3-1-2	2011	0-2-2	0-2-2	2011	0-0-0	0-0-0
2012	2-2-2	3-2-2	2012	2-1-0	2-1-0	2012	0-0-0	1-1-0
2013	1-2-2	1-3-2	2013	2-2-1	2-4-1	2013	0-0-0	0-0-0
2014	3-2-1	3-2-1	2014	1-2-3	1-2-3	2014	0-0-0	0-0-0
2015	2-1-3	2-1-3	2015	4-1-1	4-1-1	2015	0-0-0	0-0-0
2016	1-1-2	2-1-2	2016	1-2-2	1-2-2	2016	0-0-0	0-0-0
Totals	35-34-21	39-36-24	Totals	41-34-15	43-43-16	Totals	0-0-0	5-5-1

ALL-TIME SHOOTOUTS

(MLS Regular-Season Games)

Year	Home	Away	Total
1996	2-5	1-1	3-6
1997	2-3	1-3	3-6
1998	3-3	0-2	3-5
1999	7-0	3-3	10-3
Totals	14-11	5-9	19-20

--

ALL-TIME OVERTIME GAMES

(MLS Regular-Season Games)

Year	Home	Away	Total
2000	0-0-5	0-1-3	0-1-8
2001	0-0-3	0-0-3	0-0-6
2002	1-0-1	0-0-2	1-0-3
2003	0-0-4	0-0-5	0-0-9
Totals	1-0-13	0-1-13	1-1-26

THE CLUB

2016 REVIEW

CLUB HISTORY

OPPONENTS

MEDIA INFO

ALL-TIME ROSTER

THE CLUB

2016 REVIEW

CLUB HISTORY

OPPONENTS

MEDIA INFO

A
 Agogo, Junior (F).....2001
 Agoos, Jeff (D).....2001-04
 Alas, Jaime (M).....2013
 Alashe, Fatai (M).....2015-16
 Alexandre, Jean-Marc (M).....2012
 Aloisi, Chris (D).....2005
 Alvarez, Arturo (M).....2003-04, 2008-10
 Amarikwa, Quincy (F).....2009-10, 2015-16
 Amaya, Rafael (D/M).....1996
 Ampaipitakwong, Anthony (M).....2011
 Attakora, Nana (D).....2011, 2013
 Azizi, Khodadad (F).....2000

B
 Baca, Rafael (M).....2011-13
 Baicher, Jeff (F/M).....1996-99
 Ballouchy, Mehdi (M).....2012-13
 Barclay, Devin (F/M).....2002
 Barklage, Brandon (D).....2014
 Barrera, Leandro (M).....2015
 Barrett, Chad (F).....2016
 Barrett, Wade (D/M).....1998-02, 2005
 Beitashow, Steven (D).....2010-13
 Bernárdez, Victor (D).....2012-16
 Bingham, David (G).....2011-16
 Bower, Scott (M/F).....1999-02
 Bravo, Paul (F/M).....1996
 Brose, Dario (M).....1999-01
 Brown, Chris (M/F).....2004
 Burling, Bobby (D).....2009-11
 Burns, Mike (D).....2000
 Busch, Jon (G).....2010-14
 Butler, Altimont (M).....1996

C
 Calichman, Dan (D).....2000
 Califf, Danny (D).....2005
 Campos, Pablo (F).....2009
 Cannon, Joe (G).....1999-02, 2008-10
 Carrien, Chris (F).....2001
 Cato, Cordell (M).....2013-16
 Ceren, Darwin (M).....2016
 Cerritos, Ronald (F/M).....1997-01, 2005
 Chavez, Marvin (M).....2012-13
 Ching, Brian (F).....2003-05
 Chung, Mark (M).....2005
 Clark, Jamie (D).....1999-00
 Clark, Ricardo (M).....2005
 Cloutier, Braeden (M).....1998-99
 Cochrane, Ryan (D).....2004-05, 2008-09
 Colvey, Kip (M).....2016
 Conrad, Jimmy (D).....1999-02
 Conte, Abdul Thompson (F).....2000
 Convey, Bobby (M).....2009-11
 Conway, Jon (G).....2000-05
 Corrales, Ramiro (D/M).....1996-97
 Cronin, Sam (M).....2001-04, 2008-13
 Cruz, Arnold (D).....2010-14
 Cunliffe, John (F).....1997
 2008

D
 Davis, Brad (M).....2005
 Dawkins, Simon (M/F).....2011-12, 2016
 Dayak, Troy (D).....1996-98, 2001-05
 Denton, Eric (D).....2008-09
 De Rosario, Dwayne (F).....2001-05
 Diaz Arce, Raul (F).....1999
 Diaz Pizarro, Cesar (F).....2012
 Djalo, Yannick (M).....2014
 Dombrowski, Tighe (M).....2004-05
 Donovan, Landon (F).....2001-04
 Doyle, John (D).....1996-00
 Dragucovich, Oscar (D).....1996-98
 Dunivant, Todd (D).....2003-04

E
 Eastman, Gabe (D).....2000
 Eduardo (F).....2010
 Edwards, Ryan (F).....2000
 Ekelund, Ronnie (M).....2001-04
 Elliott, Simon (M).....2009
 Emenalo, Michael (M/D).....1996-97
 Espinoza, Missael (F/M).....1996
 Evans, Justin (M).....2000

F
 Faria, Rodrigo (F).....2003
 Farias, Carlos (M).....1999
 Figueroa, Vicente (D).....1998

Francis, Shaun (D).....2014-16
 Frye, Adam (D).....1999
 Fucito, Mike (F).....2013-15

G
 Garcia, Matias Perez (M).....2014-16
 Garcia, Nick (D).....2008-09
 Gargan, Dan (D).....2013
 Garza, Sam (M).....2012-14
 Geovanni (F).....2010
 Gjertsen, Joey (M).....2010-12
 Glen, Cornell (F).....2009-10
 Glinton, Gavin (F).....2008
 Godoy, Anibal (M).....2015-16
 Goitom, Henok (F).....2016
 Goldthwaite, Kevin (D).....2005
 Gonzalez, Luchi (F).....2002
 Goodson, Clarence (D).....2013-16
 Gordon, Alan (F).....2011-14
 Gorliz, Andreas (D).....2014
 Gough, Richard (D).....1998
 Grabavoy, Ned (M).....2005, 2008-09
 Gray, Kelly (D).....2005, 2008-09
 Graziani, Ariel (F).....2002
 Griffin, Maxwell (F).....2011
 Guerrero, Ivan (M).....2008
 Gutierrez, Henry (M).....1996
 Guzman, Daniel (F).....1997

H
 Harden, Ty (D).....2013-15
 Harris, Atiba (F).....2014
 Hart, Wes (D).....2004-05
 Henderson, Ryshiem (F).....1996
 Hernandez, Jason (D).....2008-14
 Holoche, Paul (M).....1996
 Huckerby, Darren (M).....2008-09

I
 Ianni, Tayt (D/M).....1996-97
 Ibsen, Zak (D/M).....2001-02
 Imperiale, Andres.....2016
 Innocent (F).....2015-16
 Iroha, Ben (M/D).....1996-97

J
 Jahn, Adam (F).....2013-16
 Jair (M).....1999
 Jasseh, Omar (M).....2010-11
 Jean Philippe, Peguero (F).....2008
 Johnson, Ryan (M/F).....2008-11

K
 Kamara, Kei (F).....2008
 Karapetyan, Harut (F).....1998, 2000
 Kinnear, Dominic (M).....1997
 Kirk, Andy (G).....1998
 Kirovski, Jovan (F).....2008
 Knutsen, Billy (GK).....2014
 Koval, JJ (M).....2014-15
 Krakowiak, Wojtek (M).....2000-01
 Kramer, David (G).....1997-99

L
 Lagos, Manny (M).....2001-03
 Leitch, Chris (D).....2009-11
 Lenhart, Steven (F).....2011-14
 Levesque, Roger (F).....2003-05
 Lewis, Eddie (M/D).....1996-99
 Lima, Francisco (M).....2008
 Limer, Tom (G).....1996-97
 Luzzano, Lawrence (F).....1997-98
 Luzunaris, Matt (F).....2011

M
 Martin, Tim (D).....1996-98
 Martinez, Walter (M).....2013
 Martinez, Joey (D).....1999
 McDonald, Brandon (D/M).....2009-11
 McDoughlin, Ellis (F/M).....2011
 Medved, Shawn (M).....1997-98
 Mella, Victor (F/M).....1996, 1998
 Montoya, Alberto (M).....1998
 Moreira, Andre Luiz (M).....2009-11
 Moreno, Alejandro (F).....2005
 Morrow, Justin (D).....2010-13
 Mullan, Brian (M).....2003-05
 Muller, Tommy (D).....2014
 Mulraine, Travis (M).....2000
 Mulrooney, Richard (M).....1999-04

N
 Nash, Julian (F).....2005
 Nyassi, Sanna (M).....2015

O
 O'Brien, Leighton (M).....1999
 O'Brien, Ronnie (M).....2008
 Onalfo, Curt (D).....1997
 Onstad, Pat (G).....2003-05
 Opata, Ike (D).....2010-12
 O'Rourke, Danny (M).....2005

P
 Pelosi, Marc (M).....2015
 Peterson, Jacob (M).....2011
 Pierazzi, Jean-Baptiste (M).....2014-15
 Pintos, Pablo (D).....2014
 Pitchkolan, Aaron (D/M).....2009
 Porter, Caleb (M).....1999

Q
 Quintero, Alberto (M).....2016

R
 Renato, Paulo.....2015
 Ribeiro, Antonio (M).....2009
 Riley, James (D).....2008
 Ring, Brad (M).....2010-13
 Roberts, Jamil (D).....2008
 Robinson, Eddie (D).....2001-05
 Robles, Javier (M).....2010
 Rodas, Jorge (M).....1996
 Rodriguez, Esmundo (M).....1997-2000
 Roner, Chris (D).....2002-04
 Russell, Ian (M).....2000-05

S
 Salinas, Shea (M).....2008-09, 2012-16
 Salzwedel, Dave (G).....1996-97
 Sanchez, Ramon (M).....2009-10
 Sarkodie, Kofi (D).....2016
 Savarese, Giovanni (F).....2000
 Schuler, Billy (F).....2014
 Sealy, Scott (F).....2008, 2010-11
 Sebapole, Brian (F).....1998
 Sequeira, Alejandro (F).....1999
 Sherrod, Mark (F).....2015
 Silva, Matheus (M).....2016
 Smarte, Adam (M/F).....2008
 Solis, Mauricio (M).....1999-00
 Somma, Davide (F).....2008
 Stephenson, Khari (M).....2010-12
 Stewart, Jordan (D).....2014-15
 Sullivan, Christopher (M/F).....1997

T
 Tarbell, Andrew (GK).....2016
 Tinsley, Ryan (M).....1999-00
 Thompson, Tommy (M).....2014-16
 Tracy, Marcus (F).....2013

U
 Urbanyi, Istvan (M).....1997
 Uribe, Francisco (F).....1998

V
 Vasquez, Martin (M).....1998
 Vide, Joe (M).....2008

W
 Waibel, Craig (D).....2003-05
 Walker, Jamil (F).....2003-04
 Ward, Tim (D).....2010-12
 Weaver, Cam (F).....2009
 Weaver, Tim (D).....1998-99
 Weber, Andrew (G).....2009-11
 Wondolowski, Chris (F).....2005, 2009-16
 Wright, Mauricio (D).....1999-00
 Wynalda, Eric (F).....1996-98
 Wynne, Marvell (D).....2015-16

Z
 Zaher, Mike (D).....2009
 Zayner, Jed (D).....2012
 Zico (Milton Antonio Nunes) (M).....1997
 Zura, Edmundo (F).....2001

(Players who have appeared in at least one MLS game)

ALL-TIME CAREER RECORDS

YEAR-BY-YEAR HEAD COACH - MLS GAMES

YEAR	COACH	W	L	T	PCT	OT	SHO	PTS
1996	Laurie Calloway	15	17	0	.469	0-0-0	3-6	39
1997	Laurie Calloway	5	10	0	.333	0-0-0	2-4	11
	Brian Quinn	7	10	0	.412	0-0-0	1-2	19
1998	Brian Quinn	13	19	0	.406	0-0-0	3-5	33
1999	Brian Quinn	15	12	0	.556	0-0-0	10-2	25
	Jorge Espinoza	2	0	0	1.000	0-0-0	0-0	6
	Lothar Osiander	2	1	0	.667	0-0-0	0-1	6
2000	Lothar Osiander	7	17	8	.344	0-1-8	0-0	29
2001	Frank Yallop	13	7	6	.615	0-0-6	0-0	45
2002	Frank Yallop	14	11	3	.554	1-0-3	0-0	45
2003	Frank Yallop	14	7	9	.617	0-0-9	0-0	51
2004	Dominic Kinnear	9	10	11	.483	0-0-0	0-0	38
2005	Dominic Kinnear	18	4	10	.719	0-0-0	0-0	64
2008	Frank Yallop	8	13	9	.417	0-0-0	0-0	33
2009	Frank Yallop	7	14	9	.383	0-0-0	0-0	30
2010	Frank Yallop	13	10	7	.550	0-0-0	0-0	46
2011	Frank Yallop	8	12	14	.441	0-0-0	0-0	38
2012	Frank Yallop	19	6	9	.691	0-0-0	0-0	66
2013	Frank Yallop	3	6	6	.400	0-0-0	0-0	15
	Mark Watson	11	5	3	.658	0-0-0	0-0	36
2014	Mark Watson	6	16	12	.353	0-0-0	0-0	30
2015	Dominic Kinnear	13	13	8	.500	0-0-0	0-0	47
2016	Dominic Kinnear	8	12	14	.441	0-0-0	0-0	38
TOTALS		230	232	138	.499	1-1-26	25-21	790

YEAR-BY-YEAR TEAM RESULTS

Year	Record	Pct.	Finish	Playoffs	Overall Record
1996	15-17	.469	4th in West	Conference Semifinals	18-21
1997	12-20	.375	5th in West	---	14-22-2
1998	13-19	.406	5th in West	---	17-22-1
1999	19-13	.594	5th in West	---	20-14
2000	7-17-8	.344	4th in West	---	9-18-9
2001	13-7-6	.615	2nd in West	MLS Cup Champions	21-11-6
2002	14-11-3	.554	2nd in West	Quarterfinals	19-15-4
2003	14-7-9	.617	1st in West	MLS Cup Champions	20-11-10
2004	9-10-11	.483	4th in West	West Conference Semifinals	14-14-11
2005	18-4-10	.719	1st in West	West Conference Semifinals	19-6-12
2008	8-13-9	.417	T6th in West	---	10-15-9
2009	7-14-9	.383	8th in West	---	7-15-10
2010	13-10-7	.550	6th in West	Eastern Conference Championship	15-13-8
2011	8-12-14	.441	7th in West	---	10-13-14
2012	19-6-9	.691	1st in West	Western Conference Semifinals	23-8-10
2013	14-11-9	.544	6th in West	---	17-14-9
2014	6-16-12	.353	9th in West	---	8-18-14
2015	13-13-8	.500	7th in West	---	14-16-8
2016	8-12-14	.441	9th in West	---	9-14-14
Totals	230-232-138	.499			284-280-151

Year	Home MLS (Overall)	Away MLS (Overall)	Neutral MLS (Overall)
1996	9-7 (11-8)	6-10 (7-13)	0-0 (0-0)
1997	6-10 (6-11-2)	6-10 (8-11)	0-0 (0-0)
1998	8-8 (8-10)	5-11 (9-11)	0-0 (0-1-1)
1999	13-3 (13-4)	6-10 (7-10)	0-0 (0-0)
2000	5-6-5 (6-6-5)	2-11-3 (3-12-4)	0-0-0
2001	8-2-3 (10-3-3)	5-5-3 (10-8-3)	0-0-0 (1-0-0)
2002	12-1-1 (14-3-1)	2-10-2 (5-12-2)	0-0-0 (0-0-1)
2003	7-4-4 (10-5-4)	7-3-5 (9-6-6)	0-0-0 (1-0-0)
2004	5-2-8 (8-3-8)	4-8-3 (6-11-3)	0-0-0 (0-0-0)
2005	9-0-7 (9-1-9)	9-4-3 (10-5-3)	0-0-0 (0-0-0)
2008	6-5-4 (8-6-4)	2-8-5 (2-9-5)	0-0-0 (0-0-0)
2009	6-5-4 (6-6-5)	1-9-5 (1-9-5)	0-0-0 (0-0-0)
2010	7-5-3 (7-6-4)	6-5-4 (6-5-4)	0-0-0 (1-0-0)
2011	5-4-8 (6-4-8)	3-8-6 (4-8-6)	0-0-0 (0-0-0)
2012	10-1-6 (13-2-7)	9-5-3 (0-0-0)	0-0-0 (0-0-0)
2013	11-1-5 (14-1-5)	3-10-4 (3-13-4)	0-0-0 (0-0-0)
2014	5-6-6 (7-7-7)	1-10-6 (1-11-7)	0-0-0 (0-0-0)
2015	8-3-6 (9-6-6)	5-10-2 (5-10-2)	0-0-0 (0-0-0)
2016	7-3-7 (8-4-7)	1-9-7 (1-10-7)	0-0-0 (0-0-0)
Totals	140-73-70 (153-91-62)	82-147-54 (96-164-54)	0-0-0 (3-1-2)

THE CLUB

2016 REVIEW

CLUB HISTORY

OPPONENTS

MEDIA INFO

ALL-TIME CAREER LEADERS

THE CLUB

2016 REVIEW

CLUB HISTORY

OPPONENTS

MEDIA INFO

GAMES PLAYED

PL.	PLAYER	GP
1.	Ramiro Corrales	250
2.	Chris Wondolowski	222
3.	Shea Salinas	191
4.	Joe Cannon	171
5.	Jason Hernandez	165
6.	Richard Mulrooney	163
7.	Jon Busch	150
8.	Ronald Cerritos	148
9.	Wade Barrett	142
10.	Sam Cronin	140

GAMES STARTED

PL.	PLAYER	GS
1.	Ramiro Corrales	228
2.	Chris Wondolowski	210
3.	Joe Cannon	171
4.	Jason Hernandez	161
5.	Richard Mulrooney	155
6.	Jon Busch	150
7.	Ronald Cerritos	142
8.	Wade Barrett	136
9.	Victor Bernardz	136
10.	Sam Cronin	132

MINUTES PLAYED

PL.	PLAYER	MINUTES
1.	Ramiro Corrales	20188
2.	Chris Wondolowski	18987
3.	Joe Cannon	15561
4.	Jason Hernandez	14259
5.	Richard Mulrooney	14204
6.	Jon Busch	13455
7.	Ronald Cerritos	12382
T8.	Wade Barrett	12218
T8.	Victor Bernardz	11895
10.	Sam Cronin	11480

GOALS

PL.	PLAYER	GP	GOALS
1.	Chris Wondolowski	222	117
2.	Ronald Cerritos	148	61
3.	Landon Donovan	87	32
4.	Dwayne De Rosario	108	27
5.	Brian Ching	56	25
6.	Eric Wynalda	57	21
T7.	Jeff Baicher	102	20
T7.	Steven Lenhart	72	20
9.	Simon Dawkins	82	19
10.	Alan Gordon	64	18

ASSISTS

PL.	PLAYER	GP	ASSISTS
1.	Ronald Cerritos	148	47
2.	Richard Mulrooney	163	44
3.	Shea Salinas	191	38
4.	Eddie Lewis	115	35
5.	Ramiro Corrales	250	32
6.	Dwayne De Rosario	108	31
T7.	Landon Donovan	87	29
T7.	Eric Wynalda	57	29
T9.	Wade Barrett	142	24
T9.	Chris Wondolowski	222	24

SHOTS

PL.	PLAYER	GP	SHOTS
1.	Chris Wondolowski	222	674
2.	Ronald Cerritos	148	327
3.	Ramiro Corrales	250	270
4.	Dwayne De Rosario	108	232
T5.	Simon Dawkins	82	192
T5.	Landon Donovan	87	192
7.	Khari Stephenson	92	166
T8.	Steven Lenhart	72	164
T8.	Shea Salinas	191	164
T10.	Eddie Lewis	115	156
T10.	Eric Wynalda	57	156

SHOTS ON GOAL

PL.	PLAYER	GP	SOG
1.	Chris Wondolowski	222	304
2.	Ronald Cerritos	148	191
3.	Dwayne De Rosario	108	109
4.	Landon Donovan	87	101
5.	Ramiro Corrales	250	88
6.	Eric Wynalda	57	83
7.	Ryan Johnson	99	77
8.	Eddie Lewis	115	76
9.	Jeff Baicher	102	74
10.	Steven Lenhart	72	72

FOULS COMMITTED

PL.	PLAYER	GP	FC
1.	Ramiro Corrales	250	338
2.	John Doyle	132	244
3.	Richard Mulrooney	163	193
4.	Chris Wondolowski	222	188
5.	Wade Barrett	142	172
T6.	Sam Cronin	140	167
T6.	Brian Mullan	83	167
8.	Jeff Baicher	102	160
9.	Victor Bernardz	137	159
10.	Ian Russell	131	157

FOULS SUFFERED

PL.	PLAYER	GP	FS
1.	Richard Mulrooney	163	354
2.	Ramiro Corrales	250	279
3.	Brian Mullan	83	202
4.	Chris Wondolowski	222	190
5.	Jeff Baicher	102	188
6.	Eddie Lewis	115	175
7.	Landon Donovan	87	169
8.	Ronald Cerritos	148	168
9.	Steven Lenhart	72	163
10.	Dwayne De Rosario	108	154

CAUTIONS (YELLOW)

PL.	PLAYER	GP	C
1.	Ramiro Corrales	250	57
2.	Victor Bernardz	137	32
3.	Steven Lenhart	72	25
4.	John Doyle	132	24
T5.	Jason Hernandez	165	23
T5.	Chris Wondolowski	222	23
T7.	Jimmy Conrad	84	21
T7.	Michael Emenalo	56	21
T9.	Sam Cronin	140	20
T9.	Troy Dayak	129	20
T9.	Richard Mulrooney	163	20



ALL-TIME CAREER LEADERS



THE CLUB

2016 REVIEW

CLUB HISTORY

OPPONENTS

MEDIA INFO

EJECTIONS (RED CARDS)

PL.	PLAYER	GP	E
1.	Ramiro Corrales	250	5
2.	Jason Hernandez	165	4
T3.	Victor Bernardes	137	3
T3.	John Doyle	132	3
15 players tied with 2			

CORNER KICKS

PL.	PLAYER	GP	CK
1.	Richard Mulrooney	163	456
2.	Shea Salinas	191	332
3.	Eric Wynalda	57	204
4.	Eddie Lewis	115	201
5.	Bobby Convey	75	173
6.	Matias Perez Garcia	47	170
7.	Marvin Chavez	42	127
8.	Jeff Agoos	84	125
9.	Darren Huckerby	28	85
10.	Simon Dawkins	82	79

OFFSIDES

PL.	PLAYER	GP	OFFSIDE
1.	Ronald Cerritos	148	195
2.	Chris Wondolowski	222	145
3.	Dwayne De Rosario	108	95
T4.	Ryan Johnson	99	68
T4.	Eric Wynalda	57	68
6.	Steven Lenhart	72	57
7.	Lawrence Lozzano	41	52
8.	Alan Gordon	64	51
9.	Jeff Baicher	102	44
10.	Quincy Amarikwa	65	39

GAME-WINNING GOALS

PL.	PLAYER	GP	GWG
1.	Chris Wondolowski	222	38
2.	Ronald Cerritos	148	15
3.	Landon Donovan	87	10
4.	Dwayne De Rosario	108	8
5.	Ariel Graziani	28	6
T6.	Brian Ching	56	5
T6.	Alan Gordon	64	5
T6.	Ryan Johnson	99	5
T6.	Steven Lenhart	72	5
8 players tied with 4			

GAME-WINNING ASSISTS

PL.	PLAYER	GP	GWA
1.	Richard Mulrooney	163	14
2.	Dwayne De Rosario	108	12
3.	Shea Salinas	191	11
T4.	Ronald Cerritos	148	10
T4.	Ramiro Corrales	250	10
6.	Landon Donovan	87	9
T7.	Wade Barrett	142	8
T7.	Eddie Lewis	115	8
T9.	Bobby Convey	75	7
T9.	Brian Mullan	83	7
T9.	Ian Russell	131	7

HAT TRICKS

PL.	PLAYER	GP	HATS
1.	Chris Wondolowski	222	4
T2.	Dwayne De Rosario	108	1
T2.	Landon Donovan	87	1
T2.	Steven Lenhart	72	1

MULTI-GOAL GAMES

PL.	PLAYER	GP	MGG
1.	Chris Wondolowski	222	17
2.	Ronald Cerritos	148	8
3.	Landon Donovan	87	7
4.	Steven Lenhart	72	5
T5.	Jeff Baicher	102	3
T5.	Paul Bravo	31	3
T5.	Brian Ching	56	3
T5.	Ariel Graziani	28	3
T5.	Manny Lagos	79	3
T5.	Eric Wynalda	57	3

PENALTY-KICK GOALS

PL.	PLAYER	GP	PKG
1.	Chris Wondolowski	222	21
2.	Ronald Cerritos	148	7
3.	Ronnie Ekelund	91	5
4.	Eric Wynalda	57	5
T5.	Dario Brose	56	2
T5.	Landon Donovan	87	2
T5.	Khari Stephenson	88	2
9 players tied with 1			

ALL-TIME HIGHS & LOWS

THE CLUB

2016 REVIEW

CLUB HISTORY

OPPONENTS

MEDIA INFO

GOALS PER GAME

PL.	PLAYER	GP	G	AVG
1.	Chris Wondolowski	222	117	0.53
2.	Brian Ching	56	25	0.45
3.	Ronald Cerritos	148	61	0.41
T4.	Eric Wynalda	57	21	0.37
T4.	Landon Donovan	87	32	0.37
6.	Steven Lenhart	72	20	0.28
7.	Dwayne De Rosario	108	27	0.25
8.	Jeff Baicher	102	20	0.20

Minimum: 20 goals

ASSISTS PER GAME

PL.	PLAYER	GP	A	AVG
1.	Eric Wynalda	57	29	0.51
2.	Landon Donovan	87	29	0.33
3.	Ronald Cerritos	148	47	0.32
4.	Eddie Lewis	115	35	0.30
5.	Dwayne De Rosario	108	31	0.29
6.	Brian Mullin	83	23	0.28
7.	Richard Mulrooney	163	44	0.27
8.	Shea Salinas	191	38	0.20
9.	Wade Barrett	142	24	0.17
10.	Ian Russell	131	20	0.15

Minimum: 20 assists

GOALS PER 90 MIN.

PL.	PLAYER	MIN	GOALS	AVG
1.	Chris Wondolowski	18987	117	0.55
2.	Brian Ching	4179	25	0.54
3.	Ronald Cerritos	12382	61	0.44
T4.	Eric Wynalda	4673	21	0.40
T4.	Landon Donovan	7247	32	0.40
6.	Dwayne De Rosario	6984	27	0.35
7.	Jeff Baicher	6912	20	0.26

Minimum: 20 goals

ASSISTS PER 90 MIN.

PL.	PLAYER	MIN	ASTS	AVG
1.	Eric Wynalda	4673	29	0.56
2.	Dwayne De Rosario	6984	31	0.40
T3.	Landon Donovan	7247	29	0.36
T3.	Eddie Lewis	8867	35	0.36
5.	Ronald Cerritos	12382	47	0.34
6.	Shea Salinas	11,245	38	0.30
7.	Brian Mullin	7127	23	0.29
8.	Richard Mulrooney	14204	44	0.28
9.	Ian Russell	8146	20	0.22
10.	Wade Barrett	12218	24	0.18

Minimum: 20 assists

SCORING PCT.

PL.	PLAYER	GP	SHOTS	G	PCT
1.	Brian Ching	56	115	25	21.7
2.	Ronald Cerritos	148	327	61	18.7
3.	Chris Wondolowski	222	674	117	17.4
4.	Landon Donovan	87	192	32	16.7
5.	Eric Wynalda	57	156	21	13.5
6.	Jeff Baicher	102	151	20	13.2
7.	Steven Lenhart	72	164	20	12.2
8.	Dwayne De Rosario	108	232	27	11.6

Minimum: 20 goals

SHOTS ON GOAL PCT.

PLAYER	GP	Shots	SOG	PCT
1. Ronald Cerritos	148	327	191	58.4
2. Eric Wynalda	57	156	83	53.2
3. Ryan Johnson	99	145	77	53.1
4. Landon Donovan	87	192	101	52.6
5. Eddie Lewis	115	156	76	48.7
6. Dwayne De Rosario	108	232	109	47.0
7. Chris Wondolowski	222	674	304	45.1
8. Ramiro Corrales	250	270	88	32.6

Minimum: 75 shots on goal

SHOOTOUTS

Pl.	Player	Years	G-Att.
1.	Eddie Lewis	96-99	12-21
2.	Ronald Cerritos	97-01	11-19
3.	Eric Wynalda	96-98	10-19
4.	Jeff Baicher	96-99	7-18
5.	Jamie Clark	99-00	5-10

GAMES PLAYED IN GOAL

Pl.	Player	GP
1.	Joe Cannon	171
2.	Jon Busch	150
3.	Pat Onstad	84
4.	David Bingham	72
5.	David Kramer	44
6.	Dave Salzwedel	34
7.	Tom Liner	22
8.	Jon Conway	18
9.	Andy Kirk	9
10.	Andrew Weber	2



ALL-TIME HIGHS & LOWS

GAMES STARTED IN GOAL

Pl.	Player	GS
1.	Joe Cannon	171
2.	Jon Busch	150
3.	Pat Onstad	84
4.	David Bingham	72
5.	David Kramer	44
6.	Dave Salzwedel	30
7.	Tom Liner	22
8.	Jon Conway	17
9.	Andy Kirk	8
10.	Andrew Weber	2

MINUTES PLAYED IN GOAL

Pl.	Player	MIN
1.	Joe Cannon	15561
2.	Jon Busch	13455
3.	Pat Onstad	7640
4.	David Bingham	6480
5.	David Kramer	3866
6.	Dave Salzwedel	2847
7.	Tom Liner	1892
8.	Jon Conway	1551
9.	Andy Kirk	755
10.	Andrew Weber	180

GOALS AGAINST AVG.

Pl.	Player	GP	GAA
1.	Pat Onstad	84	1.08
2.	David Bingham	73	1.15
3.	Jon Busch	150	1.30
4.	Joe Cannon	171	1.32

Minimum: 4,500 minutes played

WINNING PCT.

Pl.	PLAYER	GP	PCT
1.	Pat Onstad	84	.631
2.	Jon Busch	150	.500
3.	David Bingham	73	.493
4.	Joe Cannon	171	.488
5.	David Kramer	44	.455

Minimum: 20 wins

WINS

Pl.	PLAYER	GP	WON
1.	Joe Cannon	171	66
2.	Jon Busch	150	50
3.	Pat Onstad	84	39
4.	David Bingham	73	25
5.	David Kramer	44	20
6.	Dave Salzwedel	34	15
7.	Tom Liner	22	7
8.	Jon Conway	18	4
9.	Andy Kirk	9	3
10.	Andrew Weber	2	1

LOSSES

Pl.	PLAYER	GP	LOSSES
1.	Joe Cannon	171	70
2.	Jon Busch	150	50
3.	David Bingham	73	26
4.	David Kramer	44	24
5.	Pat Onstad	84	17
6.	Dave Salzwedel	34	16
7.	Tom Liner	22	14
8.	Jon Conway	18	10
9.	Andy Kirk	9	5

SAVES

Pl.	PLAYER	GP	SAVES
1.	Joe Cannon	171	693
2.	Jon Busch	150	510
3.	Pat Onstad	84	306
4.	David Bingham	73	230
5.	David Kramer	44	162
6.	Dave Salzwedel	34	125
7.	Tom Liner	22	89
8.	Jon Conway	18	71
9.	Andy Kirk	9	34
10.	Andrew Weber	2	11



SHUTOUTS

PLAYER	GP	SHO
1.	Joe Cannon	44
2.	Jon Busch	36
3.	Pat Onstad	27
4.	David Bingham	20
T5.	David Kramer	6
T5.	Dave Salzwedel	6
7.	Jon Conway	5
8.	Tom Liner	4
9.	Andy Kirk	2

SAVES PERCENTAGE

Pl.	Player	GP	Saves	SOG	PCT
1.	Pat Onstad	84	306	406	75.4
2.	Joe Cannon	171	693	950	72.9
3.	David Bingham	73	230	318	72.3
4.	Jon Busch	150	510	720	70.7

Minimum: 175 saves

INDIVIDUAL HIGHS

GAMES PLAYED

Career: 250 - Ramiro Corrales
 Season: 34 - Sam Cronin (2013)
 34 - Jon Busch (2014)
 34 - David Bingham (2015 and 2016)
 34 - Shea Salinas (2015)

GAMES STARTED

Career: 228 - Ramiro Corrales
 Season: 34 - Sam Cronin (2013)
 34 - Jon Busch (2014)
 34 - David Bingham (2015 and 2016)

MINUTES

Career: 20,188 - Ramiro Corrales
 Season: 3,060 - Jon Busch (2014)
 3,060 - David Bingham (2015)

GOALS

Career: 117 - Chris Wondolowski
 Season: 27 - Chris Wondolowski (2012)
 Game: 3 - 7 times
 Half: 3 - Chris Wondolowski (10/20/2010 vs. CHV, 2nd half)

ALL-TIME HIGHS & LOWS

THE CLUB

2016 REVIEW

CLUB HISTORY

OPPONENTS

MEDIA INFO

ASSISTS

Career: 47 - Ronald Cerritos
 Season: 14 - Eddie Lewis (1997 and 1999)
 Game: 3 - 6 times
 Half: Ronald Cerritos (08/17/1997 at LA, 1st and 08/09/1998 vs. MET, 2nd)

SHOTS

Career: 674 - Chris Wondolowski
 Season: 127 - Chris Wondolowski (2012)
 Game: 8 - 5 times
 Half: 7 - Landon Donovan (8/14/04 vs. KC, 1st)
 7 - Simon Dawkins (9/10/11 vs. CHI, 2nd)

SHOTS ON GOAL

Career: 304 - Chris Wondolowski
 Season: 55 - Chris Wondolowski (2012)
 Game: 5 - 6 times
 Half: 4 - 11 times

FOULS COMMITTED

Career: 338 - Ramiro Corrales
 Season: 68 - Brian Mullan (2004)
 68 - Eddie Robinson (2005)
 Game: 7 - 4 times
 Half: 6 - 3 times

FOULS SUFFERED

Career: 354 - Richard Mulrooney
 Season: 102 - Alejandro Moreno (2005)
 Game: 9 - Brian Ching (8/21/2004 vs. DAL)
 Half: 8 - 2 times

OFFSIDES

Career: 195 - Ronald Cerritos
 Season: 41 - Ronald Cerritos (1998 and 2005)
 Game: 7 - Junior Agogo (8/25/2001 vs. COL)
 Half: 5 - Junior Agogo (8/25/2001 vs. COL, 2nd)

CORNER KICKS

Career: 456 - Richard Mulrooney
 Season: 129 - Richard Mulrooney (2002)
 Game: 13 - Shea Salinas (9/8/13 vs. PHI and 9/29/13 at CHV)
 Half: 11 - Richard Mulrooney (8/26/00 vs. LA, 1st)

CAUTIONS

Career: 57 - Ramiro Corrales
 Season: 13 - Michael Emenalo (1996)

EJECTIONS

Career: 5 - Ramiro Corrales
 Season: 2 - 8 times

GAME-WINNING GOALS

Career: 38 - Chris Wondolowski
 Season: 11 - Chris Wondolowski (2012)

GAME-WINNING ASSISTS

Career: 14 - Richard Mulrooney
 Season: 5 - 3 times

MISC. RECORDS

FASTEST GOAL FROM START OF GAME

11 seconds (Dwayne De Rosario - 9/27/2003 vs. DAL)

FASTEST CONSECUTIVE GOALS (One Player)

3 minutes (Brian Ching - 5/22/2004 vs. LA: 45', 48')
 3 minutes (Steven Lenhart - 9/21/13 at RSL, 18', 21')

GOALKEEPING

GAMES PLAYED

Career: 171 - Joe Cannon
 Season: 34 - Jon Busch (2014)
 34 - David Bingham (2015 and 2016)

GAMES STARTED

Career: 171 - Joe Cannon
 Season: 34 - Jon Busch (2014)
 34 - David Bingham (2015, 2016)

MINUTES

Career: 15,561 - Joe Cannon
 Season: 3,060 - Jon Busch (2014)
 3,060 - David Bingham (2015)

WINS

Career: 66 - Joe Cannon
 Season: 18 - Pat Onstad (2005)

LOSSES

Career: 70 - Joe Cannon
 Season: 16 - Jon Busch (2014)

TIES

Career: 49 - Jon Busch
 Season: 14 - Jon Busch (2011)
 14 - David Bingham (2016)

SHUTOUTS

Career: 44 - Joe Cannon
 Season: 12 - Pat Onstad (2005)
 12 - David Bingham (2015)

GOALS ALLOWED

Career: 228 - Joe Cannon
 Season: 50 - Jon Busch (2014)
 Game: 5 - 4 times
 Half: 4 - 3 times

SAVES

Career: 693 - Joe Cannon
 Season: 137 - Joe Cannon (2000)
 137 - Jon Busch (2014)
 Game: 12 - Joe Cannon (7/8/2000 at COL)
 Half: 9 - Joe Cannon (4/26/2000 at TB, 2nd)



ALL-TIME HIGHS & LOWS

SHOTS ON GOAL FACED

Career: 950 - Joe Cannon
 Season: 181 - Joe Cannon (2000)
 Game: 14 - Joe Cannon (4/26/00 at TB)

PENALTY KICK GOALS ALLOWED

Career: 18 - Joe Cannon
 Season: 4 - 4 times
 Game: 2 - Robbie Keane (7/17/15 at LA)

PENALTY KICK ATTEMPTS FACED

Career: 26 - Joe Cannon
 Season: 6 - Joe Cannon (1999)
 Game: 2 - David Bingham (7/17/15 at LA)

SHOOTOUT GOALS ALLOWED

Career: 30 - David Kramer
 Season: 19 - David Kramer (1998)
 Game: 8 - Tom Liner (4/21/96 vs. KC)

SHOOTOUT ATTEMPTS FACED

Career: 69 - David Kramer
 Season: 43 - Joe Cannon (1999)

TEAM HIGHS

GAMES PLAYED

Season: 34 - 6 times

MINUTES

Season: 3,060 - 6 times

GOALS

Season: 72 - in 2012
 Game: 6 - 8/11/1996 vs. NE
 Game: 6 - 9/19/1999 vs. MIA
 2 Teams: 10 - 5/8/2004 vs. MET
 Half: 5 - 8/11/1996 vs. NE (2nd)

ASSISTS

Season: 78 - in 1997
 Game: 9 - 9/19/1999 vs. MIA
 2 Teams: 12 - 6/3/2000 vs. COL
 Half: 8 - 6/3/2000 vs. COL (2nd)

SHOTS

Season: 517 - in 2012
 Game: 29 - 5/22/2004 vs. LA
 2 Teams: 44 - 7/28/12 vs. CHI
 Half: 18 - 9/10/2011 vs. CHI (2nd)

SHOTS ON GOAL

Season: 211 - in 1998
 Game: 15 - 2 times
 2 Teams: 21 - 4 times
 Half: 10 - 6/28/1997 vs. DAL (2nd)

FOULS COMMITTED

Season: 528 - in 2005
 Game: 30 - 4/2/2005 vs. NE
 2 Teams: 51 - 4/2/2005 vs. NE
 Half: 23 - 4/2/2005 vs. NE (1st)

FOULS SUFFERED

Season: 590 - in 2005
 Game: 27 - 9/1/1996 vs. LA
 2 Teams: 51 - 4/2/2005 vs. NE
 Half: 18 - 4/16/05 at CHI (2nd)

OFFSIDE

Season: 144 - in 1997
 Game: 11 - 4/26/2000 at TB
 2 Teams: 17 - 7/4/1997 at COL
 Half: 7 - 4 times

CORNER KICKS

Season: 201 - in 2013



Game: 15 - 3 times, Last: 9/8/13 vs. PHI
 2-Teams: 25 - 5/10/2008 vs. CLB
 Half: 11 - 8/26/2000 vs. LA (1st)

CAUTIONS

Season: 66 - 2011
 Game: 6 - 2 times, Last: 7/3/2009 at RSL
 2 Teams: 9 - 4/24/1999 at LA
 9 - 9/14/2014 vs. LA
 Half: 5 - 7/3/2009 at RSL (2nd)

EJECTIONS

Season: 7 - in 2013 and 2015
 Game: 2 - 5 times
 2 Teams: 3 - 6 times

WINS

Season: 19 - in 1999 and 2012

LOSSES

Season: 20 - in 1997

TIES

Season: 14 - in 2011 and 2016

SHUTOUTS

Season: 13 - in 2010

TIMES SHUT OUT

Season: 12 - in 2008

SHOOTOUT VICTORIES

Season: 10 - in 1999

SHOOTOUT LOSSES

Season: 6 - in 1996 and 1997

PENALTY KICK GOALS

Season: 6 - in 2012 and 2015

PENALTY KICK ATTEMPTS

Season: 8 - in 2012

GOALS ALLOWED

Season: 60 - in 1998
 Game: 5 - 5 times
 2 Teams: 10 - 5/8/2004 vs. MET
 Half: 4 - 3 times

THE CLUB

2016 REVIEW

CLUB HISTORY

OPPONENTS

MEDIA INFO

ALL-TIME HIGHS & LOWS

THE CLUB

2016 REVIEW

CLUB HISTORY

OPPONENTS

MEDIA INFO

SAVES

Season: 168 - in 2000
Game: 12 - 7/8/2000 at COL
2 Teams: 18 - 7/8/2000 at COL
Half: 9 - 4/26/2000 at TB (2nd)

TEAM LOWS

GAMES PLAYED

Season: 26 - in 2001

MINUTES

Season: 2400 - in 2001

GOALS

Season: 32 - in 2008

ASSISTS

Season: 26 - in 2014

SHOTS

Season: 311 - in 2009
Game: 3 - 6 times
2 Teams: 11 - 3 times, Last: 5/28/16 vs. DAL
Half: 0 - 9 times

SHOTS ON GOAL

Season: 126 - in 2014
Game: 0 - 3 times, Last: 10/8/14 at POR
2 Teams: 1 - 4/19/14 at COL

FOULS COMMITTED

Season: 286 - in 2010
Game: 3 - 10/17/09 at CHV
2 Teams: 11 - 5/17/14 at SEA
Half: 0 - 3 times, Last: 9/17/16 at COL (2nd)

FOULS SUFFERED

Season: 305 - in 2010
Game: 5 - 7 times
2 Teams: 11 - 2 times, Last 5/17/14 at SEA
Half: 0 - 9/29/12 vs. DAL (1st)

OFFSIDES

Season: 53 - in 2014
2 Teams: 0 - 8 times

CORNER KICKS

Season: 118 - in 2014
Game: 0 - 9 times
2 Teams: 2 - 5/28/16 vs. DAL

CAUTIONS

Season: 37 - in 2001

EJECTIONS

Season: 1 - in 2009

WINS

Season: 6 - in 2014

LOSSES

Season: 4 - in 2005

TIES

Season: 0 - 4 times

SHUTOUTS

Season: 3 - in 1997 and 2009

TIMES SHUT OUT

Season: 2 in 2012

PENALTY KICK GOALS

Season: 1 in 1999, 2008 and 2011

GOALS ALLOWED

Season: 29 - in 2001

SAVES

Season: 85 - in 2012

MISC. SINGLE GAME RECORDS

LARGEST MARGIN OF VICTORY

5 - 4 times, 8/11/96 vs. NE, 6-1; 9/19/99 vs. MIA, 6-1; 4/22/00 vs. DAL, 5-0; 8/18/15 at SKC, 5-0

LARGEST MARGIN OF DEFEAT

5 - 8/17/14 vs. DAL, 5-0

OPPONENT HIGHS

GOALS

Game: 3 - 8 times
Half: 3 - Jose Vasquez (9/21/97, LA at SJ, 2nd)
Half: 3 - Stern John (5/30/98, CLB vs. SJ, 2nd)

ASSISTS

Game: 3 - 7 times
Half: 3 - Carlos Valderrama (5/18/96, TB vs. SJ, 1st)
3 - Diego Valeri (9/7/14, POR vs. SJ, 2nd)

SHOTS

Game: 10 - Sebastian Giovinco (7/16/16, TOR at SJ)
Half: 8 - Taylor Twellman (4/2/05, NE at SJ, 2nd)

SHOTS ON GOAL

Game: 5 - 10 times
Half: 5 - Kelyn Rowe (3/28/15, NE vs. SJ, 1st)
5 - Nicolas Mezquida (8/12/16, VAN vs. SJ, 2nd)

FOULS COMMITTED

Game: 8 - Steve Shak (6/28/00, MET vs. SJ)
8 - Diego Serna (7/4/01, MIA at SJ)
Half: 7 - Cle Kooiman (9/18/96, TB at SJ, 1st)

FOULS SUFFERED

Game: 10 - Clint Dempsey (4/2/05, NE at SJ)
Half: 8 - Clint Dempsey (4/02/05, NE at SJ, 1st)
8 - Cobi Jones (8/17/97, LA vs. SJ, 2nd)

BLOCKED SHOTS

Game: 2 - 6 times
Half: 2 - 4 times

OFFSIDE

Game: 5 - 7 times
Half: 4 - 10 times

CORNER KICKS

Game: 18 - Guillermo Barros Schelotto (5/10/08, CLB at SJ)
Half: 11 - Guillermo Barros Schelotto (5/10/08, CLB at SJ, 2nd)

CAUTIONS

Game: 1 - 1030 times
Half: 1 - 1023 times

EJECTIONS

Game: 1 - 72 times
Half: 1 - 68 times

GOALS ALLOWED

Game: 6 - Jim St. Andre (8/11/96, NE at SJ)
6 - Garth Lagerwey (9/19/99, MIA at SJ)
Half: 5 - Jim St. Andre (8/11/96, NE at SJ, 2nd)

SAVES

Game: 13 - D.J. Countess (4/30/05, RSL vs. SJ)
Half: 7 - 5 times

ALL-TIME HIGHS & LOWS

OPPONENT TEAM HIGHS

GOALS

Game: 5 - 5 times
2 Teams: 10 - MET at SJ (05/08/04)
Half: 4 - 3 times, CHI vs. SJ (5/13/00);
RSL vs. SJ (7/23/11)

ASSISTS

Game: 8 - CHI vs. SJ (6/11/98)
8 - LA at SJ (8/7/99)
2 Teams: 12 - COL at SJ (6/3/00)
Half: 6 - LA at SJ (8/7/99)

SHOTS

Game: 32 - POR vs. SJ (9/7/14)
2 Teams: 44 - 2 times
Half: 19 - POR vs. SJ (9/7/14)

SHOTS ON GOAL

Game: 14 - TB vs. SJ (4/26/00)
2 Teams: 21 - 4 times
Half: 11 - TB vs. SJ (4/26/00)

FOULS COMMITTED

Game: 27 - LA at SJ (9/1/96)
2 Teams: 51 - NE at SJ (4/2/05)
Half: 18 - CHI vs. SJ (4/16/05)

FOULS SUFFERED

Game: 30 - NE at SJ (4/2/05)
2 Teams: 51 - NE at SJ (4/2/05)
Half: 23 - NE at SJ (4/2/05, 1st)

BLOCKED SHOTS

Game: 3 - 4 times
2 Tms: 7 - DAL vs. SJ (4/14/96)
Half: 3 - KC vs. SJ (9/18/04)

OFFSIDES

Game: 11 - CHI at SJ (6/24/00)
2 Teams: 17 - COL vs. SJ (7/4/97)
Half: 6 - 5 times

CORNER KICKS

Game: 18 - CLB at SJ (5/10/08)
2 Teams: 25 - CLB at SJ (5/10/08)
Half: 11 - CLB at SJ (5/10/08)

CAUTIONS

Game: 6 - 3 times
2 Teams: 9 - 2 times
Half: 5 - 3 times

EJECTIONS

Game: 2 - 4 times
2 Teams: 3 - 6 times
Half: 2 - TB at SJ (7/13/97)
2 - MET vs. SJ (4/25/98)

GOALS ALLOWED

Game: 6 - NE at SJ (8/11/96)
6 - MIA at SJ (9/19/99)
2 Teams: 10 - MET at SJ (5/8/04)
Half: 5 - NE at SJ (8/11/96)

SAVES

Game: 13 - RSL vs. SJ (4/30/05)
2 Teams: 18 - COL vs. SJ (7/8/00)
Half: 7 - 5 times, Last: RSL vs. SJ (4/30/05, 2nd)

OPPONENT TEAM LOWS

GOALS

Game: 0 - 149 times
2 Teams: 0 - 47 times
Half: 0 - 593 times

ASSISTS

Game: 0 - 230 times
2 Teams: 0 - 88 times
Half: 0 - 721 times

SHOTS

Game: 2 - POR vs. SJ (6/11/16)
2 Teams: 11 - 3 times
Half: 0 - 5 times

SHOTS ON GOAL

Game: 0 - 3 times
2 Teams: 1 - COL vs. SJ (4/19/14)
Half: 0 - 103 times

FOULS COMMITTED

Game: 5 - 5 times
2 Teams: 11 - SEA vs. SJ (5/17/14)
Half: 0 - DAL at SJ (09/29/12)

FOULS SUFFERED

Game: 3 - CHV vs. SJ (10/17/09)
2 Teams: 11 - DAL vs. SJ (9/9/00)
11 - SEA vs. SJ (5/17/14)
Half: 0 - 3 times

BLOCKED SHOTS

Game: 0 - 504 times
2 Teams: 0 - 420 times
Half: 0 - 1096 times

OFFSIDES

Game: 0 - 76 times
2 Teams: 0 - 8 times
Half: 0 - 373 times

CORNER KICKS

Game: 0 - 10 times
2 Teams: 2 - DAL at SJ (5/28/16)
Half: 0 - 138 times

CAUTIONS

Game: 0 - 92 times
2 Teams: 0 - 20 times
Half: 0 - 513 times

EJECTIONS

Game: 0 - 532 times
2 Teams: 0 - 475 times
Half: 0 - 1134 times

GOALS ALLOWED

Game: 0 - 149 times
2 Teams: 0 - 47 times
Half: 0 - 598 times

SAVES


Game: 0 - 19 times
2 Teams: 1 - 5 times
Half: 0 - 228 times

MISC. OPP. TEAM RECORDS

FASTEST GOAL FROM START OF GAME
18 seconds - Clint Dempsey (3/14/15 at SEA)

ALL-TIME STATISTICS

SHEA SALINAS



ALL-TIME STATISTICS

ALL-TIME SAN JOSE CLASH/EARTHQUAKES STATS (230-232-138, 790 pts.)

UNF	POS	PLAYER	GP	GS	MIN	G	A	SHT	SOG	FC	FS	OFF	CK	C	E
8	F	Chris Wondolowski	222	210	18987	117	24	674	304	188	190	145	1	23	0
20	F	Ronald Cerritos	148	142	12382	61	47	327	191	106	168	195	65	6	0
10	F	Landon Donovan	87	78	7247	32	29	192	101	116	169	29	33	16	0
14	F	Dwayne De Rosario	108	73	6984	27	31	232	109	137	154	95	21	11	0
25	F	Brian Ching	56	46	4179	25	11	115	60	115	153	33	3	7	0
11	F	Eric Wynalda	57	51	4673	21	29	156	83	64	100	68	204	10	0
8	M	Jeff Baicher	102	83	6912	20	15	151	74	160	188	44	69	14	0
16	F	Steven Lenhart	72	55	5013	20	8	164	72	134	163	57	3	25	2
24	F	Alan Gordon	64	37	3505	18	10	102	45	131	88	51	0	18	2
19	F	Ryan Johnson	99	71	6569	17	13	145	77	114	88	68	2	10	0
12	M	Ramiro Corrales	250	228	20188	16	32	270	88	338	279	13	67	57	5
11	F	Manny Lagos	79	63	5538	14	17	135	67	79	119	13	2	7	2
11	M	Lawrence Lozzano	41	29	2701	14	11	78	44	57	77	52	0	3	0
20	F	Ariel Graziani	28	26	2289	14	5	69	39	56	39	25	5	6	0
10	M	Simon Dawkins	82	68	6022	19	5	192	62	70	95	10	79	7	1
10	F	Arturo Alvarez	80	49	4951	13	7	110	50	83	79	12	60	13	0
9	M	Paul Bravo	31	31	2654	13	5	58	29	36	69	30	2	2	0
9	F	Brian Mullan	83	81	7127	12	23	101	50	167	202	31	1	15	1
6	M	Ronnie Ekelund	91	84	7243	11	16	110	46	148	89	1	16	11	1
3	D	John Doyle	132	129	11385	11	15	105	57	244	138	14	1	24	3
9	M	Khari Stephenson	92	61	5375	10	10	166	50	101	43	8	0	6	0
9	F	Missael Espinoza	26	26	2310	10	5	54	30	33	49	35	23	5	1
21	M	Eddie Lewis	115	100	8867	9	35	156	76	120	175	37	201	7	2
6	M	Shea Salinas	191	117	11245	10	38	164	60	129	130	21	332	11	2
19	D	Troy Dayak	129	122	10830	9	7	70	31	138	75	8	0	20	1
27	M	Dario Brose	56	33	3379	9	6	101	40	52	59	3	50	5	0
6	F	Darren Huckerby	28	27	2269	9	6	49	24	31	31	30	85	4	0
15	F	Alejandro Moreno	31	24	2167	8	4	42	20	39	102	23	1	3	0
16	F	Abdul Thompson Conteh	31	27	2356	8	3	71	41	49	64	33	0	2	0
25	F	Quincy Amarikwa	65	40	3770	10	9	106	30	106	116	39	0	6	0
7	M	Cordell Cato	96	59	5812	7	8	66	23	59	63	8	7	2	0
24	M	Wade Barrett	142	136	12218	6	24	51	22	172	111	3	1	15	1
12	M	Mark Chung	24	23	2053	6	7	32	16	36	39	2	33	2	0
7	M	Ian Russell	131	91	8146	5	20	89	38	157	135	38	4	17	0
4	M	Sam Cronin	140	132	11480	5	12	105	19	167	84	1	54	20	2
12	D	Jeff Agoos	84	81	7349	5	8	47	19	48	82	0	125	14	1
5	D	Victor Bernardez	137	136	11895	6	5	68	14	159	97	6	0	32	3
14	F	Adam Jahn	62	22	2345	6	1	57	17	44	32	20	0	2	2
13	F	Cornell Glen	33	16	1428	5	1	54	24	23	29	30	1	1	0
14	F	Adam Jahn	62	22	2345	6	1	57	17	44	32	20	0	2	2
20	M	Wojtek Krakowiak	25	11	1284	5	0	21	11	37	22	7	2	4	0
30	M	Richard Mulrooney	163	155	14204	4	44	148	58	193	354	9	456	20	2
81	M	Marvin Chavez	42	35	2963	4	14	64	18	60	50	14	127	7	1
14	M	Braeden Cloutier	56	43	3654	4	9	64	27	97	42	3	0	7	1
10	M	Victor Mella	36	30	2776	4	8	52	19	41	70	11	64	4	0
13	M	Shawn Medved	50	27	2650	4	7	37	16	44	38	3	3	3	1
7	M	Ronnie O'Brien	28	28	2286	4	6	62	25	38	33	1	60	4	0
15	F	Junior Agogo	14	6	589	4	3	23	11	21	15	25	2	0	0
2	M	Eddie Robinson	70	65	5544	4	3	21	10	146	97	0	0	15	2
21	F	Raul Diaz Arce	18	16	1416	4	2	44	18	26	13	10	0	1	0
5	D	Oscar Draguicevich	45	34	3080	4	2	19	5	67	45	0	1	13	1
23	F	Atiba Harris	26	13	1245	4	0	33	10	16	14	6	0	1	1
23	M	Mauricio Solis	30	29	2567	4	1	41	15	44	35	2	0	6	1
13	M	Jamil Walker	29	2	602	4	0	22	13	22	10	7	0	1	0
11	M	Bobby Convey	75	72	6438	3	14	52	17	88	88	8	173	16	0
10	M	Matias Perez Garcia	47	38	3168	3	9	53	19	38	128	1	170	4	2
11	F	Khodadad Azizi	20	18	1548	3	4	29	16	19	64	3	1	4	1
91	M	Alberto Quintero	30	29	2230	3	4	28	9	25	81	2	17	4	1
9	F	Scott Sealy	40	25	2107	3	4	36	16	23	39	28	0	0	0
14	D	Brandon McDonald	58	54	4703	3	3	28	9	43	34	2	0	6	2
13	M	Ricardo Clark	30	28	2492	3	2	31	6	58	42	1	0	6	0
10	M	Yannick Djalo	18	13	1136	3	2	36	7	11	36	1	1	2	0
22	F	Alejandro Sequeira	14	12	956	3	2	20	10	19	17	8	0	1	0
19	D	Mauricio Wright	37	37	3370	3	2	19	9	66	61	3	0	11	0
55	D	Ike Opara	35	22	2162	3	0	21	7	29	17	5	1	2	0
33	D	Steven Beitashour	87	86	7675	2	16	24	8	76	67	2	4	9	1
30	M	Rafael Baca	79	70	5976	2	9	66	18	51	78	11	46	12	1
11	M	Brad Davis	18	16	1408	2	8	23	11	31	37	5	32	4	0
6	M	Ben Iroha	33	27	2481	2	8	37	20	65	26	4	7	6	0
17	D	Jimmy Conrad	84	70	6716	2	6	30	12	131	63	0	0	21	1
15	D	Justin Morrow	71	63	5776	2	6	16	3	51	49	2	0	4	1
10	M	Christopher Sullivan	24	8	1017	2	6	17	8	16	19	1	3	0	0
10	F	Francisco Uribe	12	8	734	2	5	20	5	9	12	9	0	3	0
17	M	Joey Gjertsen	36	29	2197	2	4	33	11	13	19	2	25	0	0

THE CLUB

2016 REVIEW

CLUB HISTORY

OPPONENTS

MEDIA INFO

ALL-TIME STATISTICS

THE CLUB

2016 REVIEW

CLUB HISTORY

OPPONENTS

MEDIA INFO

OUNF	POS	PLAYER	GP	GS	MIN	G	A	SHT	SOG	FC	FS	OFF	CK	C	E
22	M	Zak Ibsen	41	34	3214	2	4	15	7	53	23	0	0	7	1
8	M	Dominic Kinnear	28	24	1939	2	4	17	6	39	39	1	21	1	0
21	D	Clarence Goodson	49	49	4269	2	3	38	11	43	57	1	0	1	3
27	M	Fatal Alashe	56	54	4652	5	3	38	14	73	53	6	0	13	1
9	F	Pablo Campos	14	9	611	2	2	11	8	18	17	5	0	2	0
26	D	Jamie Clark	34	27	2395	2	2	6	3	42	22	1	0	8	0
5	D	Ryan Cochrane	53	43	3950	2	2	8	5	67	20	3	0	11	1
12	F	Harut Karapetyan	29	23	1867	2	2	43	20	30	24	16	35	1	0
10	M	Walter Martinez	15	10	919	2	2	16	5	15	30	5	1	1	0
17	M	Sanna Nyassi	28	19	1482	2	2	19	5	40	21	3	2	6	0
4	M	Chris Roner	27	21	1968	2	2	16	8	26	15	0	0	2	0
23	M	Chris Brown	20	3	531	2	1	17	7	4	8	3	1	0	0
4	D	Richard Gough	19	19	1609	2	1	12	8	28	11	0	0	1	0
7	M	Ramon Sanchez	13	11	978	2	1	9	5	8	13	0	0	1	0
15	M	Altimont Butler	14	4	411	2	0	7	4	12	2	0	0	0	0
4	D	Danny Califf	20	20	1742	2	0	9	5	37	20	0	0	7	1
20	F	John Cunliffe	12	4	389	2	0	10	3	10	8	2	0	1	0
30	M	Anibal Godoy	33	33	2835	3	2	42	13	68	81	0	30	12	2
16	F	Kei Kamara	12	11	997	2	0	28	12	25	30	5	0	2	0
17	D	Todd Dunivant	46	43	3990	1	6	26	14	27	29	2	43	3	0
5	D	Michael Emenalo	56	54	4817	1	4	24	12	96	57	5	0	21	0
16	M	Craig Waibel	53	51	4523	1	4	25	11	87	21	0	0	9	2
77	F	Geovanni	12	8	777	1	3	25	13	12	19	1	17	1	0
17	D	Tim Martin	83	81	7140	1	3	17	5	64	88	2	0	4	0
23	M	Jorge Rodas	29	17	1773	1	3	58	25	41	33	4	15	7	0
15	M	Istvan Urbanyi	23	19	1555	1	3	22	9	28	25	0	17	3	1
2	F	Bobby Burling	48	45	4013	1	2	22	6	44	28	0	0	9	2
22	M	Kelly Gray	41	34	3147	1	2	28	5	29	17	1	0	5	0
17	F	Cam Weaver	9	5	475	1	2	8	3	12	11	2	0	1	0
18	M	Henry Gutierrez	7	4	360	1	1	6	3	6	6	0	0	1	0
2	D	Ty Harden	26	21	1945	1	1	9	3	14	8	0	0	2	0
11	M	Jair	3	1	60	1	1	1	1	0	2	0	0	0	0
33	F	Julian Nash	10	1	233	1	1	3	3	6	4	1	0	0	0
13	D	Ryan Tinsley	35	29	2687	1	1	3	1	41	25	1	4	5	0
11	F	Zico	7	3	257	1	1	4	3	2	14	3	6	0	0
11	F	Innocent Emeghara	13	7	609	1	0	16	5	9	15	1	0	3	0
23	D	Ivan Guerrero	14	13	1014	1	0	8	4	3	11	1	1	0	0
26	M	Paul Holocher	4	2	205	1	0	2	2	3	1	1	0	0	0
25	F	Ellis McLoughlin	10	0	167	1	0	7	2	9	2	0	0	0	0
80	M	Jean-Baptiste Pierazzi	27	26	2252	1	0	18	6	26	17	1	0	3	0
3	D	Chris Leitch	58	56	4877	0	8	6	4	39	28	1	0	7	1
6	M	Martin Vasquez	28	24	2076	0	7	14	4	55	25	1	1	6	0
9	M	Scott Bower	41	14	1577	0	6	24	9	25	18	2	10	4	0
11	M	Ned Grabavoy	24	21	1709	0	4	14	2	21	18	0	8	2	0
1	G	Joe Cannon	171	171	15561	0	3	1	1	4	24	0	0	7	1
2	M	Eric Denton	37	35	3012	0	3	5	2	26	17	2	0	7	0
21	D	Jason Hernandez	165	161	14259	0	3	8	1	116	92	0	1	23	4
11	M	Tressor Moreno	12	6	557	0	3	3	0	3	6	0	13	1	0
19	F	Brian Sebapole	12	0	238	0	3	3	2	3	6	0	0	0	0
23	M	Anthony Ampaipitakwong	12	5	546	0	2	4	2	7	1	0	19	0	0
4	M	Mike Burns	18	18	1660	0	2	13	4	14	13	1	3	5	0
6	D	Arnold Cruz	20	18	1608	0	2	15	5	13	22	0	0	3	1
3	D	Nick Garcia	36	36	3231	0	2	0	0	38	21	0	0	10	0
10	M	Francisco Lima	14	13	1183	0	2	8	2	10	18	0	1	2	0
19	F	Jacob Peterson	9	5	436	0	2	1	0	3	5	0	16	1	0
4	D	James Riley	24	23	2055	0	2	7	4	24	15	1	0	6	2
1	G	Dave Salzwedel	34	30	2847	0	2	0	0	2	5	0	0	1	0
3	D	Jordan Stewart	71	68	6024	0	3	30	3	86	86	2	0	12	0
4	D	Marvell Wynne	65	63	5531	0	3	5	1	44	33	1	0	4	0
23	D	Michael Zaher	10	8	757	0	2	1	1	4	4	0	0	1	0
28	M	Andre Luiz	16	16	1189	0	1	8	3	15	22	0	7	2	0
23	D	Nana Attakora	14	12	1040	0	1	9	0	10	11	2	0	1	0
1	G	David Bingham	73	72	6480	0	1	0	0	4	4	0	0	5	0
18	G	Jon Busch	150	150	13455	0	1	1	1	1	17	0	0	5	0
2	D	Dan Calichman	16	16	1442	0	1	5	2	23	11	0	0	4	0
18	D	Kip Colvey	4	3	315	0	1	0	0	1	3	0	0	0	0
23	F	Eduardo	8	2	303	0	1	6	1	4	10	4	0	1	0
22	F	Rodrigo Faria	4	3	249	0	1	8	1	6	8	3	0	0	0
20	D	Shaun Francis	61	51	4614	0	1	20	6	86	21	5	0	12	0
12	D	Adam Frye	3	0	117	0	1	0	0	5	2	0	0	1	0
3	D	Dan Gargan	8	6	591	0	1	3	0	8	8	0	0	1	0
17	F	Sam Garza	12	0	205	0	1	7	1	3	3	0	3	1	0
10	F	Henok Goitom	8	3	416	0	1	14	2	6	6	2	0	1	0
3	D	Kevin Goldthwaite	3	2	147	0	1	1	1	3	2	0	3	1	1
14	F	Daniel Guzman	3	3	219	0	1	0	0	3	4	9	0	0	0
6	D	Joey Martinez	15	13	995	0	1	1	0	20	6	0	0	2	0
10	M	Travis Mulraine	15	7	622	0	1	5	1	22	10	1	0	2	1

ALL-TIME STATISTICS

UNF	POS	PLAYER	GP	GS	MIN	G	A	SHT	SOG	FC	FS	OFF	CK	C	E
5	M	Brad Ring	37	25	2381	0	1	19	3	38	34	0	0	7	0
21	F	Giovanni Savarese	4	4	303	0	1	11	4	2	4	5	0	0	0
20	D	Tim Ward	16	14	1329	0	1	3	0	5	12	0	0	0	0
19	M	Jaime Alas	5	1	117	0	0	1	0	0	3	0	2	0	0
14	M	Jean-Marc Alexandre	2	0	8	0	0	0	0	2	0	0	0	0	0
17	D	Chris Aloisi	6	5	495	0	0	3	1	9	8	0	0	2	0
4	D	Rafael Amaya	7	0	97	0	0	1	0	1	2	0	2	0	0
11	M	Mehdi Ballouchy	11	5	384	0	0	3	0	7	6	0	12	1	0
13	F	Devin Barclay	12	2	321	0	0	2	1	2	10	3	0	0	0
26	D	Brandon Barklage	13	10	908	0	0	2	0	12	7	0	0	2	0
23	F	Leandro Barrera	6	1	139	0	0	0	0	3	2	0	0	0	0
15	F	Chris Carrieri	5	0	89	0	0	4	0	0	6	1	0	0	0
17	M	Darwin Ceren	12	9	891	0	0	16	2	17	17	0	0	3	0
0	G	Jon Conway	18	17	1551	0	0	0	0	1	0	0	0	0	0
21	M	Tighe Dombrowski	4	0	44	0	0	0	0	0	0	0	0	0	0
5	D	Gabe Eastman	2	1	135	0	0	0	0	0	1	0	0	0	0
19	F	Ryan Edwards	1	0	8	0	0	0	0	0	0	0	0	0	0
7	M	Simon Elliott	15	12	1234	0	0	7	3	8	3	0	13	0	0
7	M	Justin Evans	13	9	860	0	0	5	0	18	11	0	0	1	0
22	M	Carlos Farias	2	1	72	0	0	0	0	2	1	0	0	0	0
23	D	Vicente Figueroa	20	10	1005	0	0	15	2	20	14	2	2	4	1
19	F	Mike Fucito	17	2	330	0	0	8	1	13	3	4	1	3	0
9	F	Gavin Glinton	6	4	287	0	0	6	3	4	3	3	0	0	0
15	F	Luchi Gonzalez	8	0	47	0	0	0	0	0	3	0	0	0	0
77	D	Andreas Gorlitz	3	3	225	0	0	0	0	2	2	0	0	1	0
14	F	Maxwell Griffin	4	0	46	0	0	0	0	0	0	3	0	0	0
9	F	Sercan Guvenisik	5	1	87	0	0	3	0	2	2	1	0	0	0
22	M	Wes Hart	25	14	1358	0	0	1	0	25	10	1	0	3	0
18	F	Ryshiem Henderson	3	0	78	0	0	3	1	5	2	0	0	0	0
4	D	Tayt Ianni	7	4	332	0	0	0	0	2	1	0	0	0	0
32	D	Andres Imperiale	11	10	869	0	0	4	1	9	5	1	0	2	0
22	M	Omar Jasseh	5	0	89	0	0	2	1	3	5	1	1	1	0
10	F	Peguero Jean Philippe	3	1	122	0	0	2	0	0	2	0	0	0	0
1	G	Andy Kirk	9	8	755	0	0	0	0	0	1	0	0	0	0
77	F	Jovan Kirovski	9	1	154	0	0	1	0	7	0	2	0	1	0
15	M	JJ Koval	39	16	1692	0	0	19	4	30	14	0	0	2	1
1	G	David Kramer	44	44	3866	0	0	1	1	1	5	0	0	0	0
15	F	Roger Levesque	4	0	55	0	0	0	0	0	1	0	0	0	0
1	G	Tom Liner	22	22	1892	0	0	0	0	0	2	0	0	0	0
32	F	Matt Luzunaris	6	0	63	0	0	1	0	3	2	1	0	0	0
10	M	Alberto Montoya	1	1	59	0	0	0	0	1	3	0	0	0	0
4	M	Leighton O'Brien	4	0	62	0	0	0	0	1	0	0	0	0	0
20	D	Curt Onalfo	6	3	179	0	0	0	0	5	1	0	0	1	0
18	G	Pat Onstad	84	84	7640	0	0	2	1	1	13	0	0	1	0
27	M	Danny O'Rourke	13	12	1050	0	0	4	2	35	16	0	0	3	0
33	M	Marc Pelosi	12	7	653	0	0	9	1	28	9	0	4	6	0
16	D	Pablo Pintos	6	6	476	0	0	4	1	6	4	0	1	1	1
27	D	Aaron Pitchkolan	9	6	586	0	0	3	0	10	2	0	0	3	0
27	F	Cesar Diaz Pizarro	1	0	29	0	0	0	0	1	0	1	0	0	0
5	M	Caleb Porter	4	1	72	0	0	0	0	6	2	0	0	2	1
38	D	Paulo Renato	5	3	366	0	0	1	0	4	4	0	0	0	0
8	M	Antonio Ribeiro	7	7	509	0	0	9	2	7	6	0	0	2	0
18	D	Jamil Roberts	1	0	16	0	0	0	0	0	0	0	0	0	0
30	M	Javier Robles	2	1	61	0	0	2	2	1	1	0	1	0	0
14	M	Esmundo Rodriguez	10	1	263	0	0	1	0	13	4	5	3	2	0
2	D	Kofi Sarkodie	13	12	1043	0	0	2	1	11	10	1	0	0	0
32	F	Billy Schuler	6	1	137	0	0	4	1	0	4	1	0	0	0
12	F	Mark Sherrod	6	2	232	0	0	4	0	11	2	1	1	1	1
38	M	Matheus Silva	4	2	139	0	0	1	0	3	3	0	0	1	0
8	F	Adam Smarte	3	1	104	0	0	0	0	4	3	0	0	1	0
32	F	Davide Somma	4	0	51	0	0	3	0	5	1	0	0	0	0
28	G	Andrew Tarbell	1	0	45	0	0	0	0	0	0	0	0	0	0
22	M	Tommy Thompson	47	21	1980	0	0	33	10	17	43	3	5	3	0
20	F	Marcus Tracy	5	0	58	0	0	2	1	3	0	1	0	0	0
6	M	Joe Vide	5	2	274	0	0	0	0	4	2	0	0	0	0
16	D	Tim Weaver	13	13	1170	0	0	2	2	18	13	1	0	3	0
13	G	Andrew Weber	2	2	180	0	0	0	0	0	0	0	0	0	0
28	D	Jed Zayner	1	1	72	0	0	0	0	0	1	0	0	0	0
14	F	Edmundo Zura	1	0	19	0	0	1	0	0	0	0	0	0	0
		Own-goals received			13										
		Team totals	600	600	54267	824	933	7490	3132	8362	8155	1692	3084	1034	79
		Opponent totals	600	600	54267	813	873	7714	3159	8319	8173	1537	3170	1030	72

THE CLUB

2016 REVIEW

CLUB HISTORY

OPPONENTS

MEDIA INFO

ALL-TIME STATISTICS

SAN JOSE CLASH/EARTHQUAKES INDIVIDUAL GOALKEEPING

UNF	POS	GOALKEEPER	GP	GS	MIN	SHTSSV	GA	GAA	PG	PA	W	L	T	SO	
18	G	Pat Onstad	84	84	7640	406	306	92	1.08	7	9	39	17	28	27
1	G	David Bingham	73	72	6480	318	230	83	1.15	8	10	25	26	22	20
18	G	Jon Busch	150	150	13455	721	510	194	1.30	19	22	50	50	49	36
1	G	Joe Cannon	171	171	15561	950	693	228	1.32	18	26	66	70	35	44
13	G	Andrew Weber	2	2	180	17	11	3	1.50	0	0	1	0	1	0
0	G	Jon Conway	18	17	1551	101	71	26	1.51	2	2	4	10	3	5
1	G	Dave Salzwedel	34	30	2847	198	125	52	1.64	3	5	15	16	0	6
1	G	Tom Liner	22	22	1892	137	89	37	1.76	2	3	7	14	0	4
1	G	David Kramer	44	44	3866	255	162	76	1.77	4	6	20	24	0	6
28	G	Andrew Tarbell	1	0	45	2	1	1	2.00	1	1	0	0	0	0
1	G	Andy Kirk	9	8	755	56	34	21	2.50	1	1	3	5	0	2
		Team totals	600	600	54267	3160	2231	813	1.35	65	85	230	232	138	149
		Opponent totals	600	600	54267	3132	2204	824	1.37	53	66	232	230	138	149

THE CLUB

2016 REVIEW

CLUB HISTORY

OPPONENTS

MEDIA INFO

ALL-TIME STATISTICS

ALL-TIME PENALTY KICKS

Penalties For (59 awarded; 48 goals scored; 81%)

DATE	SHOOTER	GOALIE	RES	MN
05/18/96	Paul Bravo	Mark Dougherty	G	65
07/28/96	Eric Wynalda	Tony Meola	G	39
09/15/96	Eric Wynalda	David Kramer	G	86
03/29/97	Eric Wynalda	Mike Ammann	G	65
04/26/97	Jeff Baicher	Jeff Causey	WL	81
05/22/97	Eric Wynalda	Mark Simpson	G	77
03/28/98	Eric Wynalda	Marcus Hahnemann	G	74
05/16/98	Ronald Cerritos	Jeff Cassar	G	34
07/25/98	Ronald Cerritos	Mike Ammann	S	21
08/21/99	Ronald Cerritos	Walter Zenga	G	14
03/25/00	Ronald Cerritos	Mark Dougherty	G	92+
04/22/00	Ronald Cerritos	Matt Jordan	G	10
04/29/00	Ronald Cerritos	Mark Simpson	G	20
08/02/00	Dario Brose	Mark Dougherty	G	95+
08/30/00	Dario Brose	Kevin Hartman	G	89
05/23/01	Ronald Cerritos	Matt Jordan	WR	36
07/18/01	Ronald Cerritos	Mark Simpson	G	56
08/04/01	Dwayne De Rosario	Adin Brown	S	63
08/08/01	Landon Donovan	Jeff Causey	G	39
05/26/02	Ronnie Ekelund	Zach Thornton	G	60
08/17/02	Ronnie Ekelund	Nick Rimando	G	17
09/21/02	Ronnie Ekelund	Kevin Hartman	S	15
04/26/03	Landon Donovan	Kevin Hartman	G	54
07/26/03	Jeff Agoos	D.J. Countess	G	90
04/03/04	Ronnie Ekelund	Nick Rimando	G	19
05/08/04	Ronnie Ekelund	Jonny Walker	G	58
07/07/04	Landon Donovan	Jeff Cassar	S	95+
08/11/04	Ronnie Ekelund	Henry Ring	G	76
10/02/04	Ronnie Ekelund	Joe Cannon	S	46+
04/02/05	Ronald Cerritos	Matt Reis	G	21
09/21/05	Dwayne De Rosario	Zach Thornton	G	50
10/25/08	Shea Salinas	Greg Sutton	G	91+
04/11/09	Arturo Alvarez	Jon Busch	G	75
06/20/09	Pablo Campos	Donovan Ricketts	G	6
07/25/09	Cornell Glen	Josh Wicks	G	62
09/23/09	Chris Wondolowski	Preston Burpo	G	67
10/03/09	Ryan Johnson	Bounaoundou	G	24
04/24/10	Chris Wondolowski	Zach Thornton	G	41
09/25/10	Chris Wondolowski	Stefan Frei	G	3
10/20/10	Chris Wondolowski	Kevin Guppy	G	55
09/10/11	Chris Wondolowski	Sean Johnson	S	53
10/22/11	Chris Wondolowski	Chris Seitz	G	34
3/31/12	Chris Wondolowski	Michael Gspurning	G	24
5/19/12	Chris Wondolowski	Andy Gruenebaum	S	22
5/23/12	Khari Stephenson	Brian Perk	G	82
6/20/12	Chris Wondolowski	Matt Pickens	G	92
7/18/12	Chris Wondolowski	Kevin Hartman	S	62
8/18/12	Chris Wondolowski	Troy Perkins	G	23
9/15/12	Chris Wondolowski	Dan Kennedy	G	40
10/27/12	Chris Wondolowski	Donovan Ricketts	G	24
3/10/13	Chris Wondolowski	Luis Robles	G	92+
7/27/13	Victor Bernardez	Donovan Ricketts	G	55
5/3/14	Chris Wondolowski	David Ousted	G	45
5/25/14	Khari Stephenson	Tally Hall	G	58
8/16/14	Chris Wondolowski	Raul Fernandez	H	49+
3/28/15	Chris Wondolowski	Bobby Shuttleworth	G	62
5/24/15	Chris Wondolowski	Tally Hall	G	68
5/30/15	Chris Wondolowski	Chris Kanopka	G	24
8/19/15	Chris Wondolowski	Tim Melia	G	17
9/5/15	Chris Wondolowski	John McCarthy	G	64
9/19/15	Chris Wondolowski	Josh Saunders	G	76
4/16/16	Chris Wondolowski	Jake Gleason	G	50
4/24/16	Chris Wondolowski	Tim Melia	G	59
5/7/16	Chris Wondolowski	Stefan Frei	LP	84
9/28/16	Chris Wondolowski	Evan Bush	S	87
10/13/16	Chris Wondolowski	Tim Howard	G	57

Penalties Against (77 total; 57 goals; 74%)

DATE	SHOOTER	GOALIE	RES	MN
05/04/96	Geoff Aunger	Tom Liner	G	86
06/01/96	Brian McBride	Dave Salzwedel	G	68
07/20/96	Brian McBride	Dave Salzwedel	G	37
09/15/96	Eduardo Hurtado	Tom Liner	S	78
04/05/97	Peter Hatstrup	Dave Salzwedel	S	30
04/12/97	Mauricio Cienfuegos	Dave Salzwedel	G	38
05/09/97	Roberto Donadoni	Dave Salzwedel	WL	69
05/22/97	Jaime Moreno	Tom Liner	G	87
08/17/97	Mauricio Cienfuegos	David Kramer	G	80
09/28/97	Paul Bravo	David Kramer	S	34
04/25/98	Giovanni Savarese	David Kramer	G	66
06/03/98	Jaime Moreno	Andy Kirk	G	41
06/27/98	Mauricio Cienfuegos	David Kramer	S	64
08/09/98	Diego Sonora	David Kramer	G	39
04/24/99	Mauricio Cienfuegos	Joe Cannon	S	75
05/27/99	Wolde Harris	David Kramer	S	20
07/04/99	Roy Lassiter	Joe Cannon	S	52
07/31/99	Preki	Joe Cannon	S	70
08/07/99	Mauricio Cienfuegos	Joe Cannon	S	68
09/01/99	Greg Vanney	Joe Cannon	S	71
09/22/99	Henry Zambrano	Joe Cannon	S	44
04/26/00	Raul Diaz Arce	Joe Cannon	G	8
06/17/00	Henry Gutierrez	Joe Cannon	G	45
07/01/00	Robert Warzycha	Joe Cannon	G	83
08/26/00	Luis Hernandez	Jon Conway	G	75
05/05/01	Johnny Torres	Joe Cannon	S	89
05/12/01	Jaime Moreno	Joe Cannon	S	52
07/14/01	Mamadou Diallo	Joe Cannon	G	71
08/08/01	Cate	Joe Cannon	G	44
05/04/02	Jeff Cunningham	Joe Cannon	G	43
05/11/02	Rodrigo Faria	Joe Cannon	S	50
06/01/02	Wolde Harris	Joe Cannon	S	46
08/21/02	Jorge Rodriguez	Joe Cannon	S	43
08/24/02	Mark Chung	Jon Conway	G	93+
09/21/02	Carlos Ruiz	Joe Cannon	G	94+
05/17/03	Brian McBride	Pat Onstad	G	38
05/08/04	Amado Guevara	Pat Onstad	G	64
06/19/04	Ante Razov	Pat Onstad	G	86
07/10/04	Amado Guevara	Pat Onstad	G	93+
04/23/05	Josh Wolff	Pat Onstad	S	60
04/30/05	Jason Kreis	Pat Onstad	G	21
07/20/05	Wolde Harris	Pat Onstad	G	81
09/24/05	Ramon Nunez	Pat Onstad	G	58
10/15/05	Landon Donovan	Pat Onstad	G	68
04/27/08	Mike Magee	Joe Cannon	G	79
05/31/08	Javier Morales	Joe Cannon	S	3
05/31/08	Demka Kovalenko	Joe Cannon	G	73
07/19/08	Amado Guevara	Joe Cannon	G	69
10/02/08	Kenny Cooper	Joe Cannon	G	89
07/25/09	Christian Gomez	Joe Cannon	G	3
09/18/09	Conor Casey	Joe Cannon	G	95+
09/23/09	Conor Casey	Joe Cannon	G	93+
04/30/11	Sebastien Le Toux	Jon Busch	G	76
07/23/11	Alvaro Saborio	Jon Busch	G	63
08/13/11	Caleb Folan	Jon Busch	G	39
09/17/11	Brad Davis	Jon Busch	G	47
3/17/12	Brad Davis	Jon Busch	G	14
7/18/12	Jair Benitez	Jon Busch	M	94
7/22/12	Barry Robson	Jon Busch	G	62
8/18/12	Patrice Bernier	Jon Busch	G	72
10/06/12	Andre Akpan	Jon Busch	G	92
6/22/13	Chris Pontius	Jon Busch	G	11
8/24/13	Michel	Jon Busch	G	72
8/31/13	Robbie Keane	Jon Busch	G	43
3/22/14	Dom Dwyer	Jon Busch	G	57
5/3/14	Pedro Morales	Jon Busch	G	19
5/31/14	Fabian Castillo	Jon Busch	S	47+
6/7/14	Jermain Defoe	Jon Busch	G	27
7/11/14	Eddie Johnson	Jon Busch	G	12
7/19/14	Bradley Wright-Phillips	Jon Busch	G	33
8/30/14	Javier Morales	Jon Busch	G	36

THE CLUB

2016 REVIEW

CLUB HISTORY

OPPONENTS

MEDIA INFO

ALL-TIME STATISTICS

ALL-TIME PENALTY KICKS (CONT'D)

THE CLUB

2016 REVIEW

CLUB HISTORY

OPPONENTS

MEDIA INFO

DATE	SHOOTER	GOALIE	RES	MN
9/10/14	Pedro Morales	Jon Busch	G	39
9/14/14	Robbie Keane	Jon Busch	C	37
10/8/14	Diego Valeri	Jon Busch	C	51
5/5/15	Giles Barnes	David Bingham	G	58
5/24/15	Kaka	David Bingham	G	64
7/17/15	Robbie Keane	David Bingham	G	30
7/17/15	Robbie Keane	David Bingham	G	80
7/26/15	Octavio Rivero	David Bingham	G	56
8/2/15	Diego Valeri	David Bingham	C	75
3/19/16	Robbie Keane	David Bingham	G	84
4/9/16	Tesho Akindede	David Bingham	G	36
8/27/16	Justin Meram	Andrew Tarbell	G	84
10/13/16	Kevin Doyle	David Bingham	G	73
10/23/16	Benny Feilhaber	David Bingham	G	27

SEASON REVIEWS



HAROLD CUMMINGS

1996 SEASON IN REVIEW

Regular Season Record: 15-17, 35 Points

Home: 10-7 Away: 5-10

Overall Record: 18-21

THE CLUB

2016 REVIEW

CLUB HISTORY

OPPONENTS

MEDIA INFO

Date	Opponent	Score	Result	Attend.	W-L	Pts.
April 6	D.C. UNITED	1-0	W	31,683	1-0	3
April 14	at Dallas	0-0 (1-2)	L	27,779	1-1	3
April 21	KANSAS CITY	2-2 (7-8)	L	17,580	1-2	3
April 28	at Los Angeles	1-2	L	40,347	1-3	3
May 4	at New England	2-1	W	16,334	2-3	6
May 8	COLORADO	3-1	W	12,972	3-3	9
May 12	LOS ANGELES	1-2	L	31,728	3-4	9
May 18	at Tampa Bay	2-3	L	12,047	3-5	9
May 26	BAYER LEVERKUSEN(I)	3-4	L	10,389	--	--
May 29	KANSAS CITY	2-1	W	10,299	4-5	12
June 1	COLUMBUS	2-2 (2-1)	W	16,077	5-5	13
June 6	at D.C. United	1-3	L	5,845	5-6	13
June 8	at Dallas	1-4	L	25,187	5-7	13
June 12	UNAM PUMAS(I)	2-1	W	11,955	--	--
June 16	at MetroStars	1-0	W	18,404	6-7	16
June 23	D.C. UNITED	2-1	W	14,088	7-7	16
June 30	TAMPA BAY	4-0	W	19,380	8-7	16
July 6	NEW ENGLAND	1-1 (3-4)	L	18,813	8-8	16
July 17	at Colorado	2-1	W	6,117	9-8	19
July 20	at Columbus	4-3	W	18,156	10-8	22
July 24	METROSTARS	0-1	L	15,096	10-9	22
July 28	at MetroStars	1-4	L	21,212	10-10	22
July 31	at New England	0-2	L	12,871	10-11	22
Aug. 11	NEW ENGLAND	6-1	W	12,099	11-11	25
Aug. 15	at Kansas City	1-4	L	8,250	11-12	25
Aug. 18	at Columbus	0-2	L	16,629	11-13	25
Aug. 22	DALLAS	0-0 (3-2)	W	13,359	12-13	26
Aug. 25	COLORADO	1-0	W	12,369	12-13	29
Sept. 1	LOS ANGELES	1-1 (1-3)	L	26,184	13-14	29
Sept. 8	at Colorado	3-1	W	8,990	14-14	32
Sept. 11	DALLAS	2-2 (1-3)	L	10,894	14-15	32
Sept. 15	at Los Angeles	2-4	L	14,179	14-16	32
Sept. 18	TAMPA BAY	1-1 (1-3)	L	13,091	14-17	32
Sept. 21	KANSAS CITY	0-0 (2-1)	W	18,594	15-17	35
Sept. 26	LOS ANGELES#	1-0	W	17,209		
Sept. 29	at Los Angeles#	0-2	L	27,833		
Oct. 2	at Los Angeles#	0-2	L	30,231		
Oct. 30	at Quan Xing(I)	3-0	W	35,000 (e)		
Nov. 5	at Beijing Guoan(I)	0-1	L	20,000 (e)		

(I) International Exhibition
MLS Cup Playoffs
(e) Estimated



STATISTICAL LEADERS

Goals

Paul Bravo	13
Eric Wynalda	10
Missael Espinosa	10

Assists

Eric Wynalda	13
Ben Iroha	8

Points

Eric Wynalda	33
Paul Bravo	31

GW Goals

Paul Bravo	4
Eric Wynalda	3
Missael Espinosa	3

Shots

Eric Wynalda	68
Paul Bravo	58

Shots on Goal

Eric Wynalda	38
Missael Espinosa	30

Shootout Goals

Eric Wynalda	5
Ben Iroha	4

Appearances

Tim Martin	32
Paul Bravo	31

Games Started

Tim Martin	32
Paul Bravo	31

Minutes Played

Tim Martin	2,871
Paul Bravo	2,654

Fouls Committed

John Doyle	59
Ben Iroha	54

Fouls Suffered

Paul Bravo	69
Eric Wynalda	55

Corner Kicks

Eric Wynalda	107
Missael Espinosa	23

Cautions

Michael Emenalo	13
Jorge Rodas	7

GOALKEEPERS

Appearances

Tom Liner	20
Dave Salzwedel	14

Games Started

Tom Liner	20
Dave Salzwedel	12

Saves

Tom Liner	75
Dave Salzwedel	53

Goals-Against Average

Dave Salzwedel	1.31
Tom Liner	1.73

1996 SEASON IN REVIEW

FINAL 1996 REGULAR SEASON INDIVIDUAL STATS

UNF	POS	PLAYER	GP	GS	MIN	G	A	PTS	SHT	SOG	FC	FS	OF	CK	C	E	
11	F	Eric Wynalda	27	26	2326	10	13	33	68	38	39	55	40	107	6	0	
9	M	Paul Bravo	31	31	2654	13	5	31	58	29	36	69	30	2	2	0	
7	F	Missael Espinoza	26	26	2310	10	5	25	54	30	33	49	35	23	5	1	
3	D	John Doyle	30	30	2652	3	6	12	27	13	59	37	3	0	6	1	
6	M	Ben Iroha	29	24	2194	2	8	12	34	20	54	26	4	5	6	0	
12	D	Troy Dayak	25	25	2232	2	3	7	20	8	27	16	3	0	3	0	
8	M	Jeff Baicher	30	28	2180	3	1	7	28	12	48	50	10	10	2	0	
23	M	Jorge Rodas	29	17	1773	1	3	5	58	25	41	33	4	15	7	0	
15	M	Altimont Butler	14	4	411	2	0	4	7	4	12	2	0	0	0	0	
21	M	Eddie Lewis	25	13	1253	0	3	3	14	7	18	23	3	7	0	1	
22	M	Ramiro Corrales	11	5	461	1	1	3	4	4	9	5	0	0	1	0	
	M	Henry Gutierrez	7	4	360	1	1	3	6	3	6	6	0	0	1	0	
5	D	Michael Emenalo	29	28	2534	0	2	2	14	8	53	32	3	0	13	0	
15	M	Victor Mella	5	5	426	0	2	2	8	3	5	7	1	8	0	0	
26	M	Paul Holocher	4	2	205	1	0	2	2	2	3	1	1	0	0	0	
17	D	Tim Martin	32	32	2871	1	0	2	10	3	26	40	0	0	2	0	
1	GK	Dave Salzwedel	14	12	1168	0	1	1	0	0	1	1	0	0	0	0	
1	GK	Tom Liner	20	20	1712	0	0	0	0	0	0	2	0	0	0	0	
5	D	Oscar Draguicevich	19	17	1416	0	0	0	4	0	37	26	0	1	5	1	
19	M	Tayt Ianni	6	3	287	0	0	0	0	0	2	1	0	0	0	0	
4	D	Rafael Amaya	7	0	97	0	0	0	1	0	1	2	0	2	0	0	
18	F	Ryshiem Henderson	3	0	78	0	0	0	3	1	5	2	0	0	0	0	
		TOTALS	50	54	154	420	210	515	485	137	180	59	4	50	168	56	4
		OPPONENT TOTALS	50	53	153	459	198	490	490	512	50	168	56	4	4	4	4

GAME-WINNING GOALS: Paul Bravo 4, Eric Wynalda 3, Missael Espinoza 3, Jeff Baicher 2

GAME-WINNING ASSISTS: Ben Iroha 3, Eric Wynalda 2, Michael Emenalo 2, Troy Dayak 2, Jorge Rodas 1, Victor Mella 1, Missael Espinoza 1, John Doyle 1, Jeff Baicher 1

PENALTY KICK GOALS/ATTEMPTS: Eric Wynalda 2-2, Paul Bravo 1-1

INDIVIDUAL GOALKEEPING

UNF	GOALKEEPER	GP	MIN	SHTS	SVS	C/P	GA	GAA	PG	PA	SG	SA	W	L	SO	SHO REC
1	Dave Salzwedel	14	1168	80	53	51	17	1.31	2	2	9	21	9	4	4	2-2
1	Tom Liner	20	1712	119	75	63	33	1.73	1	2	18	35	7	12	4	1-4
	TOTALS	34	2880	199	128	114	50	1.56	3	4	27	56	16	16	8	3-6

COACHES

COACH	W	L	PCT.	PTS.	SHO RECORD
Laurie Calloway	15	17	.469	39	3-6

Home Attendance (MLS Regular Season Games Only): 275,712 (16 games)

Home Average (MLS Regular Season Games Only): 17,232

SEASON HIGHLIGHTS

12/7/95 -- Laurie Calloway named first head coach of San Jose and John Doyle and Michael Emenalo (Nigeria) are allocated to San Jose as first players in club history.

2/17 -- San Jose makes first trade in MLS history, trading Rhett Harty and a draft pick for Troy "The Beast" Dayak.

4/6 -- San Jose defeats D.C. United in MLS' Inaugural Game, 1-0, on a goal by Eric Wynalda before a crowd of 31,683, at the time a record attendance for a sporting event in San Jose.

5/12 -- Match between San Jose and Los Angeles Galaxy attracts record crowd of 31,728, an attendance that still stands as the largest in team history and the largest for a sporting event in San Jose.

8/11 -- Set team record with six goals against New England at Spartan Stadium for 6-1 victory.

9/26 -- San Jose defeats LA, 1-0, in first-ever MLS playoff match at Spartan Stadium on a goal by Tayt Ianni.

MLS ALL-STARS

D John Doyle
F Paul Bravo
F Eric Wynalda

SEASON END AWARDS

Local

Defender of the Year -- John Doyle
Budweiser Scoring Champion -- Eric Wynalda
Honda Most Valuable Player -- Missael Espinoza

National

Best XI -- John Doyle
Defender of the Year -- John Doyle
MLS Operations Executive of the Year -- Peter Bridgewater

THE CLUB

2016 REVIEW

CLUB HISTORY

OPPONENTS

MEDIA INFO

1997 SEASON IN REVIEW

Regular Season Record: 12-20, 30 Points

Home: 6-9 Away: 6-11

Overall Record: 14-22-2

STATISTICAL LEADERS

Goals

Goals	
Ronald Cerritos.....	12
Baicher/Lozzano.....	10

Assists

Eddie Lewis.....	14
Eric Wynalda.....	11

Points

Ronald Cerritos.....	34
Lawrence Lozzano.....	30

GW Goals

Lawrence Lozzano.....	3
Ronald Cerritos.....	2

Shots

Jeff Baicher.....	74
Lawrence Lozzano.....	65

Shots on Goal

Jeff Baicher.....	36
Lawrence Lozzano.....	36

Shoutout Goals

Jeff Baicher.....	4
Shawn Medved.....	4

Appearances

Jeff Baicher.....	32
Shawn Medved.....	31

Games Started

Tim Martin.....	28
John Doyle.....	27

Minutes Played

Tim Martin.....	2,422
John Doyle.....	2,376

Fouls Committed

John Doyle.....	51
Michael Emenalo.....	43

Fouls Suffered

Lawrence Lozzano.....	58
Jeff Baicher.....	54

Cautions

John Doyle.....	8
Michael Emenalo.....	8

Corner Kicks

Eddie Lewis.....	60
Eric Wynalda.....	29

GOALKEEPERS

Appearances

Dave Salzwedel.....	20
David Kramer.....	12

Games Started

Dave Salzwedel.....	18
David Kramer.....	12

Saves

Dave Salzwedel.....	72
David Kramer.....	45

Goals-Against Average

David Kramer.....	1.76
Dave Salzwedel.....	1.88

THE CLUB

2016 REVIEW

CLUB HISTORY

OPPONENTS

MEDIA INFO

Date	Opponent	Score	Result	Attend.	W-L	Pts.
March 22	METROSTARS	0-0 (4-3)	W	23,501	1-0	1
March 29	at Kansas City	2-2 (3-4)	L	10,198	1-1	1
April 5	at Dallas	1-2	L	6,195	1-2	1
April 12	LOS ANGELES	4-1	W	17,628	2-2	4
April 19	at Columbus	1-1 (1-2)	L	18,358	2-3	4
April 26	at D.C. United	2-2 (2-0)	W	24,775	3-3	5
May 3	COLUMBUS	1-3	L	14,295	3-4	5
May 9	at MetroStars	1-0	W	14,724	4-4	8
May 13	ASTON VILLA(I)	1-1	T	13,522	---	---
May 16	NEW ENGLAND	1-1 (0-3)	L	10,532	4-5	8
May 18	at Los Angeles	1-1 (2-3)	L	10,333	4-6	8
May 22	at D.C. United	1-3	L	12,214	4-7	8
June 1	D.C. UNITED	2-3	L	14,071	4-8	8
June 4	at Seattle Sounders*	0-0 (1-2)	L	6,601	---	---
June 8	KANSAS CITY	2-3	L	11,629	4-9	8
June 15	at Kansas City	3-1	W	7,431	5-9	11
June 21	at Tampa Bay	1-3	L	9,462	5-10	11
June 28	DALLAS	3-1	W	11,941	6-10	14
July 4	at Colorado	1-3	L	36,252	6-11	14
July 6	NEW ENGLAND	3-2	W	11,753	7-11	17
July 13	TAMPA BAY	2-2 (3-5)	T	12,771	7-12	17
July 18	at Dallas	1-3	L	7,371	7-13	17
July 20	at Tampa Bay	1-3	L	8,781	7-14	17
July 25	COLORADO	1-2	L	11,003	7-15	17
July 27	at Central Coast Roadrunners%	5-2	W	7,112	---	---
Aug. 3	at New England	5-1	W	22,673	8-15	20
Aug. 9	COLUMBUS	1-1 (4-3)	T	11,799	9-15	21
Aug. 17	at Los Angeles	3-2	W	22,621	10-15	24
Aug. 20	S.F. BAY SEALS%	1-2	L	4,327	---	---
Aug. 24	KANSAS CITY	2-2 (1-2)	T	13,605	10-16	24
Aug. 29	at MetroStars	0-3	L	14,511	10-17	24
Sept. 6	METROSTARS	4-0	W	14,020	11-17	27
Sept. 11	DALLAS	0-1	L	7,955	11-18	27
Sept. 17	at Colorado	2-1	W	6,955	12-18	30
Sept. 21	LOS ANGELES	2-3	L	20,117	12-19	30
Sept. 24	at California Jaguars*	3-1	W	5,140	---	---
Sept. 28	COLORADO	1-3	L	10,926	12-20	30
Nov. 7	ATLAS(I)	1-1	T	11,533	---	---

(I) International Exhibition
 * A-League/USISL Exhibition
 % US Open Cup



1997 SEASON IN REVIEW

FINAL 1997 REGULAR SEASON INDIVIDUAL STATS

UNF	POS	PLAYER	GP	GS	MIN	G	A	PTS	SHT	SOG	FC	FS	OF	CK	C	E	CP
20	F	Ronald Cerritos	22	22	1847	12	10	34	40	21	15	28	34	5	0	0	0
9	M	Lawrence Lozzano	29	23	2096	10	10	30	65	36	39	58	40	0	2	0	0
8	M	Jeff Baicher	32	20	2031	10	2	22	74	36	37	54	19	24	4	0	8
11	F	Eric Wynalda	14	9	923	5	11	21	28	14	8	19	10	29	2	0	4
21	M	Eddie Lewis	29	26	2233	2	14	18	35	21	37	41	17	60	0	1	0
13	M	Shawn Medved	31	15	1591	4	4	12	30	15	18	25	3	2	0	1	4
10	M	Christopher Sullivan	24	8	1017	2	6	10	17	8	16	19	1	3	0	0	0
7	M	Dominic Kinnear	28	24	1939	2	4	8	17	6	39	39	1	21	1	0	0
12	D	Troy Dayak	21	21	1817	3	2	8	18	9	28	15	2	0	3	0	4
15	M	Istvan Urbanyi	23	19	1555	1	3	5	22	9	28	25	0	17	3	1	8
3	D	John Doyle	27	27	2376	2	1	5	21	12	51	25	1	1	8	0	8
5	D	Michael Emenalo	27	26	2283	1	2	4	10	4	43	25	2	0	8	0	16
17	D	Tim Martin	28	28	2422	0	3	3	7	2	25	20	2	0	2	0	0
19	F	Zico	7	3	257	1	1	3	4	3	2	14	3	6	0	0	0
6	D	Arnold Cruz	20	18	1608	0	2	2	15	6	13	22	0	0	3	1	8
5	D	Oscar Draguicevich	13	10	890	0	1	1	6	0	18	12	0	0	3	0	4
1	GK	Dave Salzwedel	20	18	1679	0	1	1	0	0	1	4	0	0	1	0	4
	F	Daniel Guzman	3	3	219	0	1	1	0	0	3	4	9	0	0	0	0
22	D	Ramiro Corrales	14	11	1033	0	0	0	10	4	21	13	0	2	2	0	4
24	GK	David Kramer	12	12	1021	0	0	0	1	1	0	0	0	0	0	0	0
6	M/D	Ben Iroha	4	3	287	0	0	0	3	0	11	0	0	2	0	0	0
1	GK	Tom Liner	2	2	180	0	0	0	0	0	0	0	0	0	0	0	0
4	D	Curt Onalfo	6	3	179	0	0	0	0	0	5	1	0	0	1	0	4
19	M	Tayt Ianni	1	1	45	0	0	0	0	0	0	0	0	0	0	0	0
14	M	Esmundo Rodriguez	1	0	5	0	0	0	0	0	0	0	0	0	0	0	0
		TOTALS				55	78	188	423	207	458	463	144	172	43	4	76
		OPPONENT TOTALS				59	73	191	418	205	463	457	115	163	54	3	

GAME-WINNING GOALS: Lawrence Lozzano 3, Ronald Cerritos 2, Eric Wynalda 1, Christopher Sullivan 1, John Doyle 1, Jeff Baicher 1

GAME-WINNING ASSISTS: Lawrence Lozzano 3, Eddie Lewis 3, Eric Wynalda 2, Ronald Cerritos 2, Shawn Medved 1, Dominic Kinnear 1

PENALTY KICK GOALS/ATTEMPTS: Eric Wynalda 2-2, Jeff Baicher 0-1

INDIVIDUAL GOALKEEPING

UNF	GOALKEEPER	GP	MIN	SHTS	SVS	C/P	GA	GAA	PG	PA	SG	SA	W	L	SO	SHO	REC
1	Dave Salzwedel	20	1679	118	72	54	35	1.88	1	3	17	34	7	11	2	2-4	
1	Tom Liner	2	180	19	14	8	4	2.00	1	1	3	4	0	2	0	0-1	
24	David Kramer	12	1021	68	45	50	20	1.76	1	2	5	14	5	7	1	1-1	
	TOTALS	34	2880	205	131	112	59	1.84	3	6	25	52	12	20	3	3-6	

COACHES

COACH	W	L	PCT.	PTS.	SHO	RECORD
Brian Quinn	7	10	.412	19	1-2	
Laurie Calloway	5	10	.333	11	2-4	

Home Attendance (MLS Regular Season Games Only): 217,546 (16 games)

Home Average (MLS Regular Season Games Only): 13,597

SEASON HIGHLIGHTS

4/12 -- Ronald Cerritos makes MLS debut and scores goal against Los Angeles at home.

6/15-8/24 -- Cerritos has 11-game point-scoring streak, setting the San Jose club record and MLS record.

7/27 -- Team made first-ever appearance in U.S. Open Cup, defeating Central Coast Roadrunners 5-2 in San Luis Obispo.

7/27-8/17 -- Quakes have four-game winning streak that includes one U.S. Open Cup win and three MLS wins, defeating Central Coast (Open Cup), New England, Columbus and Los Angeles.

-- For second straight season, San Jose had three players score 10-plus goals: Ronald Cerritos (12), Lawrence Lozzano (10) and Jeff Baicher (10).

MLS ALL-STARS

D John Doyle
F Ronald Cerritos

PLAYERS OF THE WEEK

Dave Salzwedel, Eric Wynalda

SEASON END AWARDS

Local

Defender of the Year -- Arnold Cruz
Budweiser Scoring Champion -- Ronald Cerritos
Honda Most Valuable Player -- Ronald Cerritos
Geneva McAlavey Award -- Dave Salzwedel

National

Best XI -- Ronald Cerritos

THE CLUB

2016 REVIEW

CLUB HISTORY

OPPONENTS

MEDIA INFO

1998 SEASON IN REVIEW

Regular Season Record: 13-19, 33 Points

Home: 7-8 Away: 6-11

Overall Record: 17-22-1

STATISTICAL LEADERS

Goals

Ronald Cerritos.....	13
Eric Wynalda	6

Assists

Ronald Cerritos.....	12
Martin Vasquez.....	7

Points

Ronald Cerritos.....	38
Eric Wynalda	17

GW Goals

Ronald Cerritos.....	5
Braeden Cloutier.....	3

Shots

Ronald Cerritos.....	87
Eric Wynalda	60

Shots on Goal

Ronald Cerritos.....	50
Eric Wynalda	31

Shootout Goals

Eddie Lewis	5
Victor Mella.....	4

Appearances

Eddie Lewis	32
Ronald Cerritos.....	31
Victor Mella.....	31

Games Started

Eddie Lewis	32
Ronald Cerritos.....	30

Minutes Played

Eddie Lewis	2,835
Ronald Cerritos.....	2,702

Fouls Committed

Martin Vasquez.....	55
Braeden Cloutier.....	53

Fouls Suffered

Eddie Lewis	63
Braeden Cloutier.....	63

Cautions

John Doyle.....	6
Martin Vasquez.....	6

Corner Kicks

Eric Wynalda	68
Eddie Lewis	60

GOALKEEPERS

Appearances

David Kramer.....	24
Andy Kirk	9

Games Started

David Kramer.....	24
Andy Kirk	8

Saves

David Kramer.....	82
Andy Kirk	34

Goals-Against Average

David Kramer.....	1.65
Andy Kirk	2.50

THE CLUB

2016 REVIEW

CLUB HISTORY

OPPONENTS

MEDIA INFO

Date	Opponent	Score	Result	Attend.	W-L	Pts.
March 21	at Los Angeles	3-3 (1-3)	L	36,281	0-1	0
March 28	COLORADO^A	2-2 (3-4)	L	15,028	0-2	0
April 5	DALLAS^A	1-1 (2-3)	L	10,089	0-3	0
April 11	CHICAGO^A	1-0	W	9,937	1-3	3
April 18	at Dallas	2-1	W	12,936	2-3	6
April 25	at MetroStars	3-4	L	17,380	2-4	6
April 29	at D.C. United	1-3	L	9,755	2-5	6
May 3	NEW ENGLAND	1-3	L	13,563	2-6	6
May 5	vs. Chivas(I) (at Portland, Ore.)	1-1	T	10,093	---	---
May 9	at Colorado	3-2	W	11,543	3-6	9
May 16	MIAMI	2-0	W	23,861	4-6	12
May 23	at Kansas City	2-0	W	10,333	5-6	15
May 25	at Central Coast Roadrunners*	1-0	W	2,315	---	---
May 30	at Columbus	1-4	L	10,892	5-7	15
June 3	D.C. UNITED	0-4	L	10,191	5-8	15
June 6	at Colorado	0-2	L	18,473	5-9	15
June 11	at Chicago	2-5	L	7,598	5-10	15
June 14	at Vancouver*	3-1	W	1,200 (e)	---	---
June 27	LOS ANGELES	1-2	L	22,694	5-11	15
June 30	at S.F. Bay Seals*	3-0	W	1,492	---	---
July 3	COLUMBUS	1-1 (4-2)	W	10,326	6-11	16
July 7	at El Paso	2-0	W	3,175	---	---
July 10	MORELIA(I)	2-3	L	14,832	---	---
July 15	at Miami	2-2 (2-3)	L	8,078	6-12	16
July 18	TAMPA BAY	0-1	L	10,136	6-13	16
July 22	CHICAGO% (AT DALLAS)	1-1 (3-4)	L	3,812	---	---
July 25	KANSAS CITY	1-1 (3-0)	W	10,182	7-13	17
July 29	CHICAGO	3-0	W	12,299	8-13	20
Aug. 5	at New England	0-3	L	14,163	8-14	20
Aug. 9	METROSTARS	5-1	W	9,102	9-14	23
Aug. 15	at Chicago	1-2	L	16,610	9-15	23
Aug. 22	DALLAS	1-1 (2-0)	W	11,706	10-15	24
Aug. 29	COLORADO	1-3	L	15,101	10-16	24
Sept. 3	at Tampa Bay	1-2	L	5,880	10-17	24
Sept. 5	at Kansas City	1-5	L	6,755	10-18	24
Sept. 13	at Dallas	3-1	W	10,325	11-18	27
Sept. 16	LOS ANGELES	0-0 (3-4)	L	15,893	11-19	27
Sept. 20	at Los Angeles	1-0	W	11,123	12-19	30
Sept. 27	KANSAS CITY	2-0	W	18,362	13-19	33
Nov. 18	TOLUCA(I)	0-2	L	15,431	---	---

(I) International Exhibition
 A-League/USISL Exhibition
 % US Open Cup
 * Played at Stanford Stadium
 (e) Estimated



1998 SEASON IN REVIEW

FINAL 1998 REGULAR SEASON INDIVIDUAL STATS

UNF	POS	PLAYER	GP	GS	MIN	G	A	PTS	SHT	SOG	FC	FS	OF	CK	C	E	CP
20	F	Ronald Cerritos	31	30	2702	13	12	38	87	50	14	38	41	5	4	0	13
22	F	Eric Wynalda	16	16	1424	6	5	17	60	31	17	26	18	68	2	0	8
15	M	Victor Mella	31	25	2350	4	6	14	44	16	36	63	10	56	4	0	17
17	M	Braeden Cloutier	30	25	2078	3	5	11	44	21	53	30	3	0	1	0	4
23	M	Jeff Baicher	20	15	1099	4	3	11	20	11	33	36	11	3	3	0	13
21	M	Eddie Lewis	32	32	2835	3	4	10	52	23	29	63	8	60	3	0	13
10	F	Francisco Uribe	12	8	734	2	5	9	20	5	9	12	9	0	3	0	10
23	F	Lawrence Lozzano	12	6	605	4	1	9	13	8	18	19	12	0	1	0	4
5	D	Oscar Draguicevich	13	7	774	4	1	9	9	5	12	7	0	0	5	0	23
6	M	Martin Vasquez	28	24	2076	0	7	7	14	4	55	25	1	1	6	0	27
24	D	Wade Barrett	26	22	1921	2	2	6	12	6	31	20	0	0	2	1	8
4	D	Richard Gough	19	19	1609	2	1	5	12	8	28	11	0	0	1	0	4
3	D	John Doyle	28	27	2431	1	2	4	23	13	46	31	3	0	6	0	26
13	M	Shawn Medved	19	12	1059	0	3	3	7	1	26	13	0	1	3	0	13
19	F	Brian Sebapole	12	0	238	0	3	3	3	2	3	6	0	0	0	0	0
19	D	Troy Dayak	11	7	607	0	1	1	2	2	11	4	0	0	0	0	0
13	M	Vicente Figueroa	20	10	1005	0	0	0	15	2	20	14	2	2	4	1	16
16	D	Tim Weaver	12	12	1080	0	0	0	2	2	17	13	1	0	3	0	13
15	F	Harut Karapetyan	5	1	123	0	0	0	2	1	4	0	0	0	0	0	0
7	M	Esmundo Rodriguez	3	0	52	0	0	0	1	0	2	0	0	0	1	0	3
1	GK	David Kramer	24	24	2125	0	0	0	0	0	1	5	0	0	0	0	0
8	D	Tim Martin	23	21	1847	0	0	0	0	0	13	28	0	0	0	0	0
22	GK	Andy Kirk	9	8	755	0	0	0	0	0	1	3	0	0	0	0	0
10	M	Alberto Montoya	1	1	59	0	0	0	0	0	1	3	0	0	0	0	0
TOTALS			48	61	157	442	211	479	468	119	196	52	2	215			
OPPONENT TOTALS			60	85	205	407	188	498	455	101	181	53	7				

GAME-WINNING GOALS: Ronald Cerritos 5, Braeden Cloutier 3, Lawrence Lozzano 1, Oscar Draguicevich 1

GAME-WINNING ASSISTS: Francisco Uribe 2, Ronald Cerritos 2, Jeff Baicher 2, Martin Vasquez 1, Brian Sebapole 1, Victor Mella 1, Richard Gough 1, Oscar Draguicevich 1, John Doyle 1

PENALTY KICK GOALS/ATTEMPTS: Ronald Cerritos 1-2, Eric Wynalda 1-1

INDIVIDUAL GOALKEEPING

UNF	GOALKEEPER	GP	MIN	SHTS	SVS	C/P	GA	GAA	PG	PA	SG	SA	W	L	T	SO	OT REC
1	*David Kramer	24	2125	132	82	66	39	1.65	2	3	19	37	10	14	0	5	3-5-0
22	*Andy Kirk	9	755	56	34	17	21	2.50	1	1	0	0	3	5	0	2	0-0-0
TOTALS		33	2880	188	116	83	60	1.88	3	4	19	37	13	19	0	7	3-5-0

COACHES

COACH	W	L	T	PCT.	PTS.	OT RECORD
Brian Quinn	13	19	0	.406	33	3-5-0

Home Attendance (MLS Regular Season Games Only): 218,450 (16 games)

Home Average (MLS Regular Games Only): 13,653

SEASON HIGHLIGHTS

5/16 -- San Jose attracted a season-high crowd of 23,861 for game against Miami Fusion, a 2-0 victory. Ronald Cerritos netted both goals.

-- Ronald Cerritos finished ninth in MLS scoring race with 13 goals and 12 assists for 38 points. He finished eighth in MLS in goals scored with 13.

-- Forward Eric Wynalda left for a month in May and June to play in the World Cup in France. Wynalda appeared in two games, starting against Germany and coming on as a sub against Yugoslavia.

-- Cerritos scored a point in seven straight games from Aug. 9-Sept 13.

-- Goalkeeper David Kramer put together a 341-minute scoreless streak from Sept. 13-27, his longest of the season.

11/18 -- MLS and Clash announce that Kraft Group Sports will take over operation of the team.

MLS ALL-STAR

D Richard Gough

Season End Awards

Local

Defender of the Year -- Richard Gough
Budweiser Scoring Champion -- Ronald Cerritos
Honda Most Valuable Player -- Ronald Cerritos
Geneva McAlavey Award -- Wade Barrett
Fit Player Award -- Eddie Lewis

National

MLS Trainer of the Year -- Bruce Morgan

THE CLUB

2016 REVIEW

CLUB HISTORY

OPPONENTS

MEDIA INFO

1999 SEASON IN REVIEW

Regular Season Record: 19-13, 37 Points
 Home: 13-4 Away: 6-9
 Overall Record: 20-14

THE CLUB

2016 REVIEW

CLUB HISTORY

OPPONENTS

MEDIA INFO

Date	Opponent	Score	Result	Attend.	W-L	Pts.
March 20	CHICAGO	1-3	L	15,238	0-1	0
March 27	COLORADO	2-2 (4-3)	W	8,841	1-1	1
April 3	LOS ANGELES	1-1 (4-2)	W	12,017	2-1	2
April 10	at Kansas City	1-1 (2-0)	W	4,815	3-1	3
April 17	at D.C. United	1-1 (4-2)	W	35,167	4-1	4
April 24	at Los Angeles	0-1	L	16,700	4-2	4
April 30	DALLAS	1-1 (3-2)	W	10,071	5-2	5
May 9	COLUMBUS	1-2	L	9,931	5-3	5
May 15	at Dallas	1-2	L	16,372	5-4	5
May 22	DALLAS	1-1 (3-1)	W	12,133	6-4	6
May 27	at Colorado	2-4	L	4,746	6-5	6
June 3	COLORADO	4-3	W	6,824	7-5	9
June 7	at Seattle Sounders*	0-0 (3-1)	W	2,002	---	---
June 12	TAMPA BAY	1-1 (1-0)	W	14,472	8-5	10
June 19	at Chicago	0-2	L	13,141	8-6	10
June 26	at Miami	2-1	W	7,287	9-6	13
June 30	COLUMBUS	3-3 (1-2)	L	15,397	9-7	13
July 4	D.C. UNITED^	1-1 (3-2)	W	73,123	10-7	14
July 8	at Tampa Bay	1-2	L	8,455	10-8	14
July 23	at Chicago	2-2 (2-0)	W	8,329	11-8	15
July 31	at Kansas City	2-2 (1-2)	L	9,014	11-9	15
Aug. 7	LOS ANGELES	1-4	L	15,646	11-10	15
Aug. 12	at New England	2-1	W	13,427	12-10	18
Aug. 21	NEW ENGLAND	2-1	W	10,112	13-10	21
Aug. 25	UNAM PUMAS(I)	2-3	L	10,667	---	---
Aug. 28	METROSTARS	1-1 (4-3)	W	9,492	14-10	22
Sept. 1	at Los Angeles	1-3	L	8,662	14-11	22
Sept. 4	KANSAS CITY	2-0	W	9,296	15-11	25
Sept. 11	at Dallas	0-1	L	15,584	15-12	25
Sept. 19	MIAMI	6-1	W	13,067	16-12	28
Sept. 22	at MetroStars	2-1	W	7,215	17-12	31
Sept. 26	CHICAGO	2-0	W	11,124	18-12	34
Oct. 1	at Colorado	0-0 (0-3)	L	11,100	18-13	34
Oct. 6	KANSAS CITY	1-0	W	7,961	19-13	37

(I) International Exhibition
 A-League/USISL Exhibition
 ^ Played at Stanford Stadium



STATISTICAL LEADERS

Goals
 Ronald Cerritos..... 15
 Dario Brose..... 4
 Eddie Lewis..... 4

Assists
 Eddie Lewis..... 14
 Jeff Baicher..... 9
 Ronald Cerritos..... 9

Points
 Ronald Cerritos..... 39
 Eddie Lewis..... 22

GW Goals
 Three Tied..... 2

Shots
 Ronald Cerritos..... 75
 Eddie Lewis..... 55

Shots on Goal
 Ronald Cerritos..... 45
 Eddie Lewis..... 25

Shoutout Goals
 Ronald Cerritos..... 9
 Jamie Clark..... 5
 Eddie Lewis..... 5

Appearances
 Richard Mulrooney..... 32
 Wade Barrett..... 31
 Ronald Cerritos..... 31

Games Started
 Wade Barrett..... 31
 Ronald Cerritos..... 30

Minutes Played
 Wade Barrett..... 2,790
 Ronald Cerritos..... 2,721

Fouls Committed
 Wade Barrett..... 63
 Mauricio Wright..... 51

Fouls Suffered
 Eddie Lewis..... 48
 Jeff Baicher..... 48

Cautions
 Mauricio Wright..... 8
 Jamie Clark..... 7

Corner Kicks
 Eddie Lewis..... 74
 Jeff Baicher..... 32

GOALKEEPERS

Appearances
 Joe Cannon..... 24
 David Kramer..... 8

Games Started
 Joe Cannon..... 24
 David Kramer..... 8

Saves
 Joe Cannon..... 95
 David Kramer..... 35

Goals-Against Average
 Joe Cannon..... 1.33
 David Kramer..... 2.13

1999 SEASON IN REVIEW

FINAL 1999 REGULAR SEASON INDIVIDUAL STATS

UNF	POS	PLAYER	GP	GS	MIN	G	A	PTS	SHT	SOG	FC	FS	OF	CK	C	E	CP
20	F	*Ronald Cerritos	31	30	2721	15	9	39	73	45	23	34	35	0	2	0	7
21	M	Eddie Lewis	29	29	2546	4	14	22	55	25	35	48	9	71	4	0	14
23	M	*Jeff Baicher	20	20	1602	3	9	15	29	15	42	48	4	32	5	0	21
27	F	*Raul Diaz Arce	18	16	1416	4	2	10	42	18	26	13	10	0	1	0	3
27	M	Dario Brose	27	12	1288	4	2	10	36	13	12	24	3	28	0	0	0
24	D	Wade Barrett	31	31	2790	1	8	10	20	6	60	32	1	0	5	0	23
22	F	Alejandro Sequeira	14	12	956	3	2	8	20	10	19	17	8	0	1	0	4
29	D	*Mauricio Wright	27	27	2430	3	2	8	16	9	50	45	2	0	8	0	33
17	M	*Braeden Cloutier	26	18	1576	1	4	6	18	6	41	12	0	0	6	1	25
3	D	John Doyle	27	25	2150	1	4	6	14	8	47	26	2	0	1	1	4
8	M	Richard Mulrooney	32	25	2338	1	3	5	11	5	27	40	3	6	5	0	19
23	M	Mauricio Solis	12	12	1002	2	0	4	17	5	16	17	2	0	2	0	8
6	D	Jamie Clark	26	22	1894	2	0	4	5	3	36	19	1	0	7	0	29
9	M	Scott Bower	17	6	649	0	3	3	9	4	4	4	1	1	1	0	4
17	D	Jimmy Conrad	17	12	1163	1	1	3	3	2	16	11	0	0	4	0	17
26	M	*Jair	3	1	60	1	1	3	1	1	0	2	0	0	0	0	0
13	M	Ryan Tinsley	10	6	639	1	0	2	1	1	10	7	1	0	2	0	8
6	D	Joey Martinez	15	13	995	0	1	1	1	0	20	6	0	0	2	0	8
1	GK	Joe Cannon	24	24	2160	0	1	1	0	0	0	1	0	0	0	0	0
4	D	*Adam Frye	3	0	117	0	1	1	0	0	5	2	0	0	1	0	4
1	GK	*David Kramer	8	8	720	0	0	0	0	0	0	0	0	0	0	0	0
16	D	Tim Weaver	1	1	90	0	0	0	0	0	1	0	0	0	0	0	0
22	M	Carlos Farias	2	1	72	0	0	0	0	0	2	1	0	0	0	0	0
13	M	*Caleb Porter	4	1	72	0	0	0	0	0	6	2	0	0	2	1	8
21	M	Leighton O'Brien	4	0	62	0	0	0	0	0	1	0	0	0	0	0	0
7	M	*Esmundo Rodriguez	1	0	15	0	0	0	0	0	1	0	0	0	0	0	0
		Own-goals received						1									
		TOTALS					48	67	161	371	176	500	411	82	138	59	3 239
		OPPONENT TOTALS					49	59	157	399	185	427	479	80	181	52	5

GAME-WINNING GOALS: Alejandro Sequeira 2, Ronald Cerritos 2, Dario Brose 2, Mauricio Wright 1, Mauricio Solis 1, Raul Diaz Arce 1

GAME-WINNING ASSISTS: Eddie Lewis 5, Ronald Cerritos 3, Braeden Cloutier 2, Jeff Baicher 2, Alejandro Sequeira 1, Adam Frye 1, John Doyle 1, Dario Brose 1, Scott Bower 1, Wade Barrett 1

PENALTY KICK GOALS/ATTEMPTS: Ronald Cerritos 1-1

INDIVIDUAL GOALKEEPING

UNF	GOALKEEPER	GP	MIN	SHTS	SVS	C/P	GA	GAA	PG	PA	SG	SA	W	L	T	SO	OT REC
1	Joe Cannon	24	2160	129	95	76	32	1.33	2	6	16	43	14	10	0	4	6-3-0
1	*David Kramer	8	720	55	35	19	17	2.13	1	1	6	18	5	3	0	0	4-0-0
	TOTALS	32	2880	184	130	95	49	1.53	3	7	22	61	19	13	0	4	10-3-0

COACHES

COACH	W	L	T	PCT.	PTS.	OT RECORD
Brian Quinn	15	12	0	.556	25	10-2-0
Jorge Espinoza	2	0	0	1.000	6	0-0-0
Lothar Osiander	2	1	0	.667	6	0-1-0

Home Attendance (MLS Regular Season Games Only): 239,950 (16 games)

Home Average (MLS Regular Season Games Only): 14,959

SEASON HIGHLIGHTS

7/17 -- Mauricio Wright scored the winning goal in the MLS All-Star Game in the 84th minute on assist from teammate Ronald Cerritos at Qualcomm Stadium in San Diego. Cerritos provided an insurance goal in the 89th minute to account for the 6-4 final scoreline.

9/4 -- Ronald Cerritos bicycle kicks an assist to Alejandro Sequeira for the game-winning goal against Kansas City at Spartan Stadium. The play later won Nickelodeon Play of the Year in MLS.

9/19 -- Team scored four goals in 16 minutes en route to defeating Miami 6-1. Cerritos scored two goals and had an assist in the game for five points, equaling the club-record for points in a game at the time.

9/22 -- Ronald Cerritos broke his own club record for goals in a season with his 14th against the MetroStars. He finished the season with 15.

MLS ALL-STARS

F Ronald Cerritos
D Mauricio Wright
M Eddie Lewis

PLAYER OF THE WEEK

Eddie Lewis

PLAYER OF THE MONTH

Ronald Cerritos (September)

SEASON END AWARDS

Local

Defensive Player of the Year -- Mauricio Wright
Budweiser Scoring Champion -- Ronald Cerritos
Honda Most Valuable Player -- Ronald Cerritos
Geneva McAlavey Award -- Wade Barrett

National

MLS Best XI -- Eddie Lewis
Nickelodeon Play of the Year -- Ronald Cerritos

THE CLUB

2016 REVIEW

CLUB HISTORY

OPPONENTS

MEDIA INFO

2000 SEASON IN REVIEW

Regular Season Record: 7-17-8, 29 Points

Home: 5-5-5 Away: 2-12-3

Overall Record: 9-18-9

THE CLUB

2016 REVIEW

CLUB HISTORY

OPPONENTS

MEDIA INFO

Date	Opponent	Score	Result	Attend.	W-L-T	Pts.
March 25	at Columbus	1-2 (OT)	L	16,095	0-1-0	0
April 1	at Miami	0-0 (OT)	T	6,237	0-1-1	1
April 8	METROSTARS	2-0	W	20,824	1-1-1	4
April 15	at Kansas City	0-2	L	7,380	1-2-1	4
April 22	DALLAS	5-0	W	8,871	2-2-1	7
April 26	at Tampa Bay	0-4	L	5,510	2-3-1	7
April 29	D.C. UNITED	2-2 (OT)	T	13,717	2-3-2	8
May 6	at New England	1-2	L	14,489	2-4-2	8
May 13	at Chicago	1-4	L	11,467	2-5-2	8
May 17	LOS ANGELES	0-0 (OT)	T	12,692	2-5-3	9
May 20	at Kansas City	0-2	L	17,272	2-6-3	9
May 27	at Los Angeles	1-1 (OT)	T	17,831	2-6-4	10
June 3	COLORADO	4-2	W	8,129	3-6-4	13
June 10	at New England	0-3	L	14,109	3-7-4	13
June 14	at Stanislaus United%	5-0	W	3,600 (e)	---	16
June 17	MIAMI	3-1	W	12,063	4-7-4	16
June 21	NEW ENGLAND	2-2 (OT)	T	10,217	4-7-5	17
June 24	CHICAGO	1-1 (OT)	T	13,596	4-7-6	18
June 28	at MetroStars	0-0 (OT)	T	10,476	4-7-7	19
July 1	at Columbus	1-2	L	14,068	4-8-7	19
July 4	KANSAS CITY	0-0 (OT)	T	14,881	4-8-8	20
July 8	at Colorado	1-0	W	7,520	5-8-8	23
July 15	COLORADO	1-2	L	10,131	5-9-8	23
July 18	at Bay Area Seals*	2-2	T	1,623	---	24
July 22	NEW ENGLAND	1-2	L	7,827	5-10-8	24
July 25	RICHMOND KICKERS%	2-0	W	1,021	---	27
Aug. 2	COLUMBUS	1-2	L	7,643	5-11-8	27
Aug. 5	at Colorado	0-2	L	14,510	5-12-8	27
Aug. 9	at Los Angeles%	0-2	L	4,345	---	27
Aug. 12	TAMPA BAY	1-2	L	9,156	5-13-8	27
Aug. 16	KANSAS CITY	0-3	L	7,081	5-14-8	27
Aug. 19	at D.C. United	1-0	W	14,138	6-14-8	30
Aug. 26	LOS ANGELES	0-3	L	15,683	6-15-8	30
Aug. 30	at Los Angeles	1-2	L	11,974	6-16-8	30
Sept. 1	COLUMBUS	3-0	W	26,853	7-16-8	33
Sept. 9	at Dallas	1-2	L	14,833	7-17-8	33

- (I) International Exhibition
- A-League/USL Exhibition
- % US Open Cup
- # MLS Cup Playoffs



STATISTICAL LEADERS

Goals
Abdul Thompson Conteh 8
Dario Brose 5

Assists
Richard Mulrooney 9
Khodadad Azizi 4
Dario Brose 4

Points
Abdul Thompson Conteh 19
Dario Brose 14

GW Goals
John Doyle 2
Five Tied 1

Shots
Abdul Thompson Conteh 71
Dario Brose 63

Shots on Goal
Abdul Thompson Conteh 41
Dario Brose 27

Corner Kicks
Richard Mulrooney 98
Harut Karapetyan 35

Appearances
Abdul Thompson Conteh 31
Richard Mulrooney 29

Games Started
Richard Mulrooney 29
Abdul Thompson Conteh 27

Minutes Played
Richard Mulrooney 2,646
Joe Cannon 2,420

Fouls Committed
Jimmy Conrad 56
Abdul Thompson Conteh 49

Fouls Suffered
Abdul Thompson Conteh 64
Khodadad Azizi 64

Cautions
Jimmy Conrad 6
Dario Brose 5
Mike Burns 5

GOALKEEPERS

Appearances
Joe Cannon 26
Jon Conway 6

Games Started
Joe Cannon 26
Jon Conway 6

Saves
Joe Cannon 137
Jon Conway 31

Goals-Against Average
Joe Cannon 1.49
Jon Conway 1.64

2000 SEASON IN REVIEW

FINAL 2000 REGULAR SEASON INDIVIDUAL STATS

UNF	POS	PLAYER	GP	GS	MIN	G	A	PTS	SHT	SOG	FC	FS	OF	CK	C	E	CP	
16	F	Abdul Thompson Conteh	31	27	2356	8	3	19	71	41	49	64	33	0	2	0	8	
27	M	Dario Brose	28	21	2088	5	4	14	63	27	39	35	0	21	5	0	16	
11	F	Khodadad Azizi	20	18	1548	3	4	10	29	16	19	64	3	1	4	1	16	
18	M	Wojtek Krakowiak	24	11	1282	5	0	10	21	11	37	22	6	2	4	0	16	
3	D	John Doyle	20	20	1776	4	2	10	20	11	41	19	5	0	3	1	15	
8	M	Richard Mulrooney	29	29	2646	0	9	9	30	15	36	56	2	98	3	1	12	
20	F	Ronald Cerritos	9	9	850	4	1	9	30	16	6	11	21	0	0	0	0	
15	M	Ian Russell	28	20	1917	2	3	7	19	8	32	32	13	0	2	0	8	
12	F	Harut Karapetyan	24	22	1744	2	2	6	41	19	26	24	16	35	1	0	4	
23	M	Mauricio Solis	18	17	1565	2	1	5	24	10	28	18	0	0	4	1	16	
4	D	Mike Burns	18	18	1660	0	2	2	13	4	14	13	1	3	5	0	16	
17	D	Jim Conrad	26	25	2377	0	2	2	9	2	56	24	0	0	6	1	24	
1	GK	Joe Cannon	26	26	2420	0	2	2	0	0	2	6	0	0	1	0	3	
6	D	Jamie Clark	8	5	501	0	2	2	0	0	5	3	0	0	1	0	4	
21	F	Giovanni Savarese	4	4	303	0	1	1	11	4	2	4	5	0	0	0	0	
2	D	Dan Calichman	16	16	1442	0	1	1	5	2	23	11	0	0	4	0	12	
10	M	Travis Mulraine	15	7	622	0	1	1	5	1	22	10	1	0	2	1	8	
13	M	Ryan Tinsley	25	23	2048	0	1	1	2	0	31	18	0	4	3	0	11	
9	M	Scott Bower	12	5	537	0	0	0	10	4	12	6	1	3	3	0	8	
7	M	Justin Evans	13	9	860	0	0	0	5	0	18	11	0	0	1	0	4	
29	D	*Mauricio Wright	10	10	940	0	0	0	3	0	15	16	1	0	3	0	12	
24	M	Wade Barrett	3	2	163	0	0	0	1	1	4	1	0	0	1	0	4	
0	GK	Jon Conway	6	6	550	0	0	0	0	0	0	0	0	0	0	0	0	
5	M	*Esmundo Rodriguez	5	1	191	0	0	0	0	0	10	4	5	3	1	0	4	
5	D	Gabe Eastman	2	1	135	0	0	0	0	0	0	1	0	0	0	0	0	
19	F	Ryan Edwards	1	0	8	0	0	0	0	0	0	0	0	0	0	0	0	
TOTALS						35	41	111	412	192	527	473	113	170	59	6	221	
OPPONENT TOTALS						50	65	165	459	224	499	509	137	185	53	1		

GAME-WINNING GOALS: John Doyle 2, Wojtek Krakowiak 1, Abdul Thompson Conteh 1, Ronald Cerritos 1, Dario Brose 1, Khodadad Azizi 1

GAME-WINNING ASSISTS: Richard Mulrooney 3, Ryan Tinsley 1, John Doyle 1, Abdul Thompson Conteh 1, Dan Calichman 1, Mike Burns 1, Dario Brose 1

PENALTY KICK GOALS/ATTEMPTS: Ronald Cerritos 3-3, Dario Brose 2-2

INDIVIDUAL GOALKEEPING

UNF	GOALKEEPER	GP	MIN	SHTS	SVS	C/P	GA	GAA	PG	PA	SG	SA	W	L	T	SO	OT REC
1	Joe Cannon	26	2420	18	137	106	40	1.49	3	3	0	0	6	13	7	7	0-1-7
0	Jon Conway	6	550	43	31	23	10	1.64	1	1	0	0	1	4	1	2	0-0-1
TOTALS		32	2970	224	168	129	50	1.52	4	4	0	0	7	17	8	9	0-1-8

COACHES

COACH	W	L	T	PCT.	PTS.	OT RECORD
Lothar Osiander	7	17	8	.344	29	0-1-8

Home Attendance (MLS Regular Season Games Only): 199,364 (16 games)

Home Average (MLS Regular Season Games Only): 12,460

SEASON HIGHLIGHTS

3/25 -- Earthquakes lose to the Columbus Crew 2-1 in overtime, giving up the first "golden goal" in MLS history.

4/1 -- Earthquakes tie the Miami Fusion 0-0 in the first scoreless tie in MLS history.

4/22 -- Earthquakes beat the Dallas Burn 5-0 to equal the club-record for largest margin of victory.

6/3 -- Earthquakes scored three goals in the last four minutes of the match to beat the Colorado Rapids 4-2 at Spartan Stadium. The three goals in four minutes set a club record.

7/4 -- Team extended home-unbeaten streak to 15 games, tying MLS record by tying Kansas City 0-0 at Spartan Stadium.

10/6 -- Eddie Lewis breaks his own club record for assists in a season with his 14th against Kansas City in a 1-0 win in the season finale.

MLS ALL-STARS

F Khodadad Azizi

M Dario Brose

PLAYER OF THE WEEK

Joe Cannon (twice)

SEASON END AWARDS

Local

Defensive Player of the Year -- Joe Cannon

Budweiser Scoring Champion -- Abdul Thompson Conteh

Honda Most Valuable Player -- Richard Mulrooney

Humanitarian of the Year -- Joe Cannon

Geneva McAlavey Award -- Jimmy Conrad

California Custom Award -- Dario Brose

National

MLS Humanitarian of the Year -- Abdul Thompson Conteh

MLS Trainer of the Year -- Bruce Morgan

THE CLUB

2016 REVIEW

CLUB HISTORY

OPPONENTS

MEDIA INFO

2001 SEASON IN REVIEW

Regular Season Record: 13-7-6, 45 Points

Home: 8-2-3 Away: 5-5-3

Overall Record: 20-11-6

THE CLUB

2016 REVIEW

CLUB HISTORY

OPPONENTS

MEDIA INFO

Date	Opponent	Score	Result	Attend.	W-L-T	Pts.
April 7	at Los Angeles	3-2	W	17,386	1-0-0	3
April 14	DALLAS	0-1	L	13,919	1-1-0	3
April 21	at Miami	1-2	L	8,096	1-2-0	3
April 28	at Kansas City	0-0 (OT)	T	14,521	1-2-1	4
May 5	NEW ENGLAND	3-2	W	8,137	2-2-1	7
May 12	at D.C. United	3-2	W	36,528	3-2-1	10
May 19	METROSTARS	2-0	W	6,879	4-2-1	13
May 23	at Dallas	2-0	W	7,505	5-2-1	16
May 26	at Chicago	1-1 (OT)	T	8,322	5-2-2	17
May 30	COLORADO	1-1 (OT)	T	15,217	5-2-3	18
June 2	at Colorado	2-1	W	10,095	6-2-3	21
June 4	at Portland Timbers*	1-2	L	4,566	---	---
June 6	at Seattle Sounders*	0-0 (3-4)	L	3,241	---	---
June 9	LOS ANGELES	3-1	W	13,361	7-2-3	24
June 16	at MetroStars	0-0 (OT)	T	23,561	7-2-4	25
June 23	KANSAS CITY	2-0	W	8,917	8-2-4	28
June 27	at Central Coast Roadrunners%	6-0	W	3,276	---	31
June 30	at New England	Postponed to Aug. 8				
July 4	MIAMI	1-1 (OT)	T	9,847	8-2-5	32
July 7	at Colorado	1-3	L	18,047	8-3-5	32
July 11	at Milwaukee Rampage%	0-0 (7-6)	W	5,217	---	---
July 14	TAMPA BAY	2-1	W	7,065	9-3-5	35
July 18	D.C. UNITED	4-0	W	8,673	10-3-5	38
July 21	at Columbus	1-2	L	20,273	10-4-5	38
July 24	LOS ANGELES%	1-1 (9-10)	L	1,881	---	---
Aug. 4	at Tampa Bay	0-2	L	11,064	10-5-5	38
Aug. 8	at New England	5-1	W	11,822	11-5-5	41
Aug. 11	COLUMBUS	2-2 (OT)	T	8,119	11-5-6	42
Aug. 14	at Vancouver Whitecaps*	3-1	W	6,372	---	---
Aug. 18	CHICAGO	0-1	L	10,877	11-6-6	42
Aug. 25	COLORADO	5-2	W	7,312	12-6-6	45
Sept. 1	KANSAS CITY	3-0	W	6,927	13-6-6	48
Sept. 8	at Kansas City	0-1	L	20,734	13-7-6	48
Sept. 12	at Los Angeles	CANCELLED				
Sept. 16	at Los Angeles	CANCELLED				
Sept. 22	at Columbus#	3-1	W	20,883	---	---
Sept. 26	COLUMBUS#	3-0	W	10,419	---	---
Oct. 10	at Miami#	0-1	L	9,236	---	---
Oct. 14	MIAMI#	4-0	W	16,119	---	---
Oct. 17	at Miami#	1-0 (OT)	W	11,242	---	---
Oct. 21	LOS ANGELES\$	2-1 (OT)	W	21,626	---	---

* A-League/USL Exhibition

% US Open Cup

MLS Cup Playoffs

\$ MLS Cup Final at Crew Stadium, Columbus, Ohio



STATISTICAL LEADERS

Goals

Ronald Cerritos.....	11
Manny Lagos.....	8

Assists

Landon Donovan.....	10
Ian Russell.....	9
Richard Mulrooney.....	9

Points

Ronald Cerritos.....	28
Landon Donovan.....	24
Manny Lagos.....	24

GW Goals

Manny Lagos.....	3
Three Tied.....	2

Shots

Manny Lagos.....	65
Dwayne De Rosario.....	46
Landon Donovan.....	46

Shots on Goal

Manny Lagos.....	39
Ronald Cerritos.....	30

Corner Kicks

Richard Mulrooney.....	72
Landon Donovan.....	25

Appearances

Manny Lagos.....	26
Ian Russell.....	26
Three Tied.....	25

Games Started

Manny Lagos.....	26
Ian Russell.....	26
Joe Cannon.....	25
Troy Dayak.....	25

Minutes Played

Manny Lagos.....	2,310
Joe Cannon.....	2,306

Fouls Committed

Ian Russell.....	42
Manny Lagos.....	38

Fouls Suffered

Manny Lagos.....	64
Ian Russell.....	43

Cautions

Ian Russell.....	6
Ramiro Corrales.....	5

GOALKEEPERS

Appearances

Joe Cannon.....	25
Jon Conway.....	1

Games Started

Joe Cannon.....	25
Jon Conway.....	1

Saves

Joe Cannon.....	101
Jon Conway.....	3

Goals-Against Average

Jon Conway.....	1.00
Joe Cannon.....	1.09

2001 SEASON IN REVIEW

FINAL 2001 REGULAR SEASON INDIVIDUAL STATS

UNF	POS	PLAYER	GP	GS	MIN	G	A	PTS	SHT	SOG	FC	FS	OF	CK	C	E	CP
20	F	Ronald Cerritos	25	23	1954	11	6	28	45	30	27	20	23	0	0	0	0
11	M	Manny Lagos	26	26	2310	8	8	24	65	39	38	64	4	1	3	1	10
10	F	Landon Donovan	22	17	1666	7	10	24	46	26	30	40	8	25	3	0	12
7	M	Ian Russell	26	26	2216	3	9	15	27	12	42	43	5	1	6	0	22
14	F	Dwayne DeRosario	21	11	1072	5	4	14	46	24	21	25	20	0	1	0	4
8	M	Richard Mulrooney	21	20	1878	1	9	11	31	13	26	41	0	72	4	0	16
15	F	Junior Agogo	14	6	589	4	3	11	23	11	21	15	25	2	0	0	0
24	M	Wade Barrett	24	23	2125	1	6	8	5	2	22	17	1	0	1	0	4
22	D	Zak Ibsen	24	24	2137	2	3	7	11	6	33	21	0	0	3	1	12
12	D	Jeff Agoos	20	20	1765	2	2	6	8	5	13	22	0	0	3	0	11
19	D	Troy Dayak	25	25	2236	2	0	4	10	5	25	16	2	0	4	0	12
5	D	Ramiro Corrales	14	11	1058	1	1	3	17	10	32	17	0	3	5	1	20
9	M	Scott Bower	12	3	391	0	3	3	5	1	9	8	0	6	0	0	0
6	M	Ronnie Ekelund	16	16	1421	0	2	2	20	9	36	16	0	10	2	0	8
17	D	Jimmy Conrad	16	8	928	0	0	0	5	2	21	10	0	0	2	0	8
15	F	*Chris Carrieri	5	0	89	0	0	0	4	0	0	6	1	0	0	0	0
1	GK	Joe Cannon	25	25	2306	0	0	0	0	0	0	2	0	0	0	0	0
0	GK	Jon Conway	1	1	90	0	0	0	0	0	0	0	0	0	0	0	0
2	M	Eddie Robinson	1	1	88	0	0	0	0	0	1	2	0	0	0	0	0
27	M	Dario Brose	1	0	3	0	0	0	0	0	1	0	0	0	0	0	0
20	M	*Wojtek Krakowiak	1	0	2	0	0	0	0	0	0	0	1	0	0	0	0
TOTALS						47	66	160	368	195	398	385	90	120	37	3	139
OPPONENT TOTALS						29	33	91	302	139	411	380	77	130	63	4	

GAME-WINNING GOALS: Manny Lagos 3, Ronald Cerritos 2, Dwayne De Rosario 2, Landon Donovan 2, Jeff Agoos 1, Wade Barrett 1, Zak Ibsen 1, Ian Russell 1

GAME-WINNING ASSISTS: Richard Mulrooney 4, Ian Russell 4, Wade Barrett 2, Landon Donovan 2, Manny Lagos 2, Scott Bower 1, Dwayne De Rosario 1

PENALTY KICK GOALS/ATTEMPTS: Ronald Cerritos 1-2, Dwayne De Rosario 0-1, Landon Donovan 1-1

INDIVIDUAL GOALKEEPING

UNF	GOALKEEPER	GP	MIN	SHTS	SVS	C/P	GA	GAA	PG	PA	SG	SA	W	L	T	SO	REC
0	Jon Conway	1	90	5	3	3	1	1.00	0	0	0	0	0	1	0	0	0-0-0
1	Joe Cannon	25	2306	134	101	87	28	1.09	3	4	0	0	13	6	6	7	0-0-6
TOTALS		26	2396	139	104	90	29	1.09	3	4	0	0	13	7	6	7	0-0-6

COACHES

COACH	W	L	T	PCT.	PTS.	OT RECORD
Frank Yallop	13	7	6	.615	45	0-0-6

Home Attendance (MLS Regular Season Games Only): 125,250 (13 games)

Home Average (MLS Regular Season Games Only): 9,635

SEASON HIGHLIGHTS

2/2 -- Frank Yallop is named head coach, replacing Lothar Osiander.

4/28-7/4 -- Quakes go on a club-record 12-game unbeaten streak, during which they compile a 7-0-5 record. During streak, team also goes unbeaten on the road for six consecutive games, one game shy of the all-time record held by D.C. United.

8/8 -- Landon Donovan sets single-game Quakes record for points with six (two goals, two assists) against New England.

-- Earthquakes set records for fewest goals allowed (29), points in a season (45), goal differential (+18), goals per game (1.81),

fewest cautions (37) and lowest goals-against average (1.09).

-- Earthquakes achieve third biggest turnaround in MLS history in regular season, improving from a winning percentage of .344 to

.615 from 2000 to 2001, an increase of .271 percent.

-- Quakes become first team in MLS history to go from last place the previous season to become MLS Cup champions the next season.

MLS ALL-STARS

F Landon Donovan

F Ronald Cerritos

M Manny Lagos

D Troy Dayak

D Jeff Agoos

GK Joe Cannon

SEASON END AWARDS

Local

Defensive Player of the Year -- Jeff Agoos

Budweiser Scoring Champion -- Ronald Cerritos

Honda Most Valuable Player -- Jeff Agoos

Humanitarian of the Year -- Troy Dayak

Geneva McAlavey Award -- Jimmy Conrad

California Custom Award -- Richard Mulrooney

National

MLS Defender of the Year -- Jeff Agoos

Best XI -- Jeff Agoos

ACE Comeback Player of the Year -- Troy Dayak

MLS Coach of the Year -- Frank Yallop

Team Fair Play Award

THE CLUB

2016 REVIEW

CLUB HISTORY

OPPONENTS

MEDIA INFO

2002 SEASON IN REVIEW

Regular Season Record: 14-11-3, 45 Points

Home: 12-1-1 Away: 2-10-2

Overall Record: 19-15-4

THE CLUB

2016 REVIEW

CLUB HISTORY

OPPONENTS

MEDIA INFO

Date	Opponent	Score	Result	Attend.	W-L-T	Pts.
March 13	at CD Olimpia [^]	1-0	W	4,318	---	---
March 16	CD OLIMPIA[^]	3-1	W	3,300	---	---
March 23	at Dallas	2-0	W	15,214	1-0-0	3
March 30	at Colorado	0-1	L	25,010	1-1-0	3
April 6	NEW ENGLAND	2-1	W	10,104	2-1-0	6
April 13	at Kansas City	0-2	L	10,636	2-2-0	6
April 17	at Pachuca [^]	0-3	L	8,000 (e)	---	---
April 20	COLORADO	2-0	W	8,188	3-2-0	9
April 24	PACHUCA[^]	1-0	W	6,213	---	---
April 27	at MetroStars	1-1 (OT)	T	13,339	3-2-1	10
May 4	COLUMBUS	3-2	W	6,317	4-2-1	13
May 11	METROSTARS	2-1	W	8,445	5-2-1	16
May 18	at Columbus	0-2	L	15,712	5-3-1	16
May 26	at Chicago	1-1 (OT)	T	13,521	5-3-2	17
June 1	at New England	2-0	W	21,539	6-3-2	20
June 8	KANSAS CITY	3-0	W	8,043	7-3-2	23
June 15	at Columbus	1-2	L	19,085	7-4-2	23
June 22	COLORADO	4-0	W	10,431	8-4-2	26
June 29	KANSAS CITY	2-1	W	9,008	9-4-2	29
July 4	at Los Angeles	1-2	L	55,234	9-5-2	29
July 7	LOS ANGELES	1-0	W	12,528	10-5-2	32
July 13	at Dallas	1-2	L	13,035	10-6-2	32
July 14	at Minnesota Thunder*	2-0	W	8,110	---	---
July 18	at Seattle Sounders%	4-3 (OT)	W	1,275	---	---
July 20	DALLAS	4-0	W	12,616	11-6-2	35
July 24	CHICAGO	1-0	W	9,137	12-6-2	38
July 27	at Kansas City	1-2	L	11,530	12-7-2	38
Aug. 7	LOS ANGELES%	0-1 (OT)	L	6,481	---	---
Aug. 17	D.C. UNITED	2-2 (OT)	T	11,177	12-7-3	39
Aug. 21	DALLAS	3-1	W	9,089	13-7-3	42
Aug. 24	at Colorado	0-3	L	12,196	13-8-3	42
Aug. 31	at D.C. United	2-4	L	14,158	13-9-3	42
Sept. 7	COLUMBUS	4-3 (OT)	W	14,792	14-9-3	45
Sept. 14	at Los Angeles	0-1	L	32,874	14-10-3	45
Sept. 18	CLUB AMERICA(I)	1-1	T	22,512	---	---
Sept. 21	LOS ANGELES	0-1	L	26,229	14-11-3	46
Sept. 25	COLUMBUS#	1-2	L	8,069	---	---
Sept. 28	at Columbus#	1-2	L	13,004	---	---

[^] CONCACAF Champions Cup

(I) International Exhibition

* A-League/USL Exhibition

% US Open Cup

MLS Cup Playoffs

(e) Estimate



STATISTICAL LEADERS

Goals

Ariel Graziani	14
Landon Donovan	7

Assists

Ramiro Corrales	9
Three Tied	8

Points

Ariel Graziani	33
Ronnie Ekelund	20

GW Goals

Ariel Graziani	6
Three Tied	2

Shots

Ariel Graziani	69
Dwayne De Rosario	56

Shots on Goal

Ariel Graziani	39
Dwayne De Rosario	29

Corner Kicks

Richard Mulrooney	129
Ramiro Corrales	20

Appearances

Wade Barrett	28
Ariel Graziani	28

Games Started

Wade Barrett	28
Ronnie Ekelund	27

Minutes Played

Wade Barrett	2,555
Joe Cannon	2,375

Fouls Committed

Ramiro Corrales	59
Ariel Graziani	56

Fouls Suffered

Richard Mulrooney	73
Landon Donovan	45

Cautions

Jimmy Conrad	9
Ramiro Corrales	6
Ariel Graziani	6

GOALKEEPERS

Appearances

Joe Cannon	26
Jon Conway	3

Games Started

Joe Cannon	26
Jon Conway	2

Saves

Joe Cannon	100
Jon Conway	11

Goals-Against Average

Joe Cannon	1.10
Jon Conway	2.98

2002 SEASON IN REVIEW

FINAL 2002 REGULAR SEASON INDIVIDUAL STATS

UNF	POS	PLAYER	GP	GS	MIN	G	A	PTS	SHT	SOG	FC	FS	OF	CK	C	E	CP
20	F	Ariel Graziani	28	26	2289	14	5	33	69	39	56	39	25	5	6	0	22
6	M	Ronnie Ekelund	27	27	2347	6	8	20	43	20	45	24	0	0	2	1	8
10	F	Landon Donovan	20	18	1681	7	3	17	42	23	30	45	4	0	3	0	11
14	F	Dwayne DeRosario	27	18	1637	4	8	16	56	29	41	26	34	3	3	0	11
5	D	Ramiro Corrales	28	26	2354	3	9	15	38	16	59	34	2	20	6	0	23
11	M	Manny Lagos	26	20	1683	3	4	10	37	16	19	30	1	1	1	0	4
8	M	Richard Mulrooney	26	26	2312	1	8	10	22	5	39	73	1	129	2	1	8
24	D	Wade Barrett	28	28	2555	1	6	8	9	5	24	10	0	0	4	0	16
17	D	Jimmy Conrad	25	25	2248	1	3	5	13	6	38	18	0	0	9	0	36
2	M/D	Eddie Robinson	19	16	1427	2	1	5	11	5	36	16	0	0	5	0	20
7	M	Ian Russell	24	15	1348	0	2	2	14	6	23	23	5	0	3	0	12
19	D	Troy Dayak	15	14	1235	0	1	1	5	2	10	8	0	0	3	0	12
22	D	Zak Ibsen	17	10	1077	0	1	1	4	1	20	2	0	0	4	0	16
12	D	Jeff Agoos	12	9	839	0	0	0	7	3	4	13	0	0	2	0	8
13	F	Devin Barclay	12	2	321	0	0	0	2	1	2	10	3	0	0	0	0
1	GK	Joe Cannon	26	26	2375	0	0	0	0	0	2	9	0	0	2	1	8
18	GK	Jon Conway	3	2	181	0	0	0	0	0	0	0	0	0	0	0	0
15	F	Luchi Gonzalez	8	0	47	0	0	0	0	0	0	3	0	0	0	0	0
4	M	Chris Roner	4	0	29	0	0	0	0	0	0	0	0	0	0	0	0
		Own-goals received				3											
		TOTALS				45	59	149	372	177	448	383	75	158	55	3	215
		OPPONENT TOTALS				35	46	116	329	153	398	416	101	135	59	4	

GAME-WINNING GOALS: Ariel Graziani 6, Landon Donovan 2, Ramiro Corrales 2, Ronnie Ekelund 1, Dwayne De Rosario 1, Jimmy Conrad 1

GAME-WINNING ASSISTS: Dwayne De Rosario 4, Ramiro Corrales 3, Wade Barrett 3, Richard Mulrooney 2, Ronnie Ekelund 2, Landon Donovan 2, Manny Lagos 1, Ariel Graziani 1, Troy Dayak 1, Jimmy Conrad 1

PENALTY KICK GOALS/ATTEMPTS: Ronnie Ekelund 2-3

INDIVIDUAL GOALKEEPING

UNF	GOALKEEPER	GP	MIN	SHTS	SVS	C/P	GA	GAA	PG	PA	SG	SA	W	L	T	SO	OT REC
1	Joe Cannon	26	2375	136	100	99	29	1.10	4	5	0	0	13	10	3	8	1-0-3
18	Jon Conway	3	181	17	11	6	6	2.98	1	1	0	0	1	1	0	0	0-0-0
	TOTALS	29	2556	153	111	105	35	1.23	5	6	0	0	14	11	3	8	1-0-3

COACHES

COACH	W	L	T	PCT.	PTS.	OT RECORD
Frank Yallop	14	11	3	0.554	45	1-0-3

Home Attendance (MLS Regular Season Games Only): 156,104 (14 games)

Home Average (MLS Regular Season Games Only): 11,150

SEASON HIGHLIGHTS

- Joe Cannon set the club record for shutouts in a season with his eighth on July 24 vs. Chicago.
- Ariel Graziani set a new club record for game-winning goals in a season with six.
- The Quakes posted a 12-game home winning streak that stretched from Aug. 25, 2001- July 24, 2002 and also had a 15-game home unbeaten streak that stretched from Aug. 25, 2001-Sept. 7, 2002.
- San Jose finished the season with a 12-1-1 home record, the best winning percentage at home in MLS history (.893).
- The Earthquakes participated in the CONCACAF Champions Cup for the first time in club history, reaching the quarterfinals by defeating CD Olimpia 4-1 on aggregate. They then lost to Pachuca CF 3-1 on aggregate.

MLS ALL-STARS

Jeff Agoos
Wade Barrett
Joe Cannon
Landon Donovan
Ariel Graziani
Richard Mulrooney

PLAYER OF THE MONTH

Ariel Graziani (June)

PLAYERS OF THE WEEK

Ariel Graziani, Ramiro Corrales

SEASON END AWARDS

Local
Honda MVP -- Ariel Graziani
Defensive Player of the Year -- Wade Barrett
Humanitarian of the Year -- Jimmy Conrad
Geneva McAlavey Award -- Wade Barrett
California Custom Award -- Ronnie Ekelund

National

Goalkeeper of the Year -- Joe Cannon
Best XI -- Ronnie Ekelund, Wade Barrett

THE CLUB

2016 REVIEW

CLUB HISTORY

OPPONENTS

MEDIA INFO

2003 SEASON IN REVIEW

Regular Season Record: 14-7-9, 51 Points

Home: 7-4-4 Away: 7-3-5

Overall Record: 20-11-10

THE CLUB

2016 REVIEW

CLUB HISTORY

OPPONENTS

MEDIA INFO

Date	Opponent	Score	Result	Attend.	W-L-T	Pts.
March 16	at CSD Municipal [^]	2-4	L	12,000 (e)	---	---
March 26	CSD MUNICIPAL [^]	2-1	W	4,594	---	---
April 12	at Colorado	2-1	W	20,816	1-0-0	3
April 19	KANSAS CITY	1-1 (OT)	T	17,032	1-0-1	4
April 26	LOS ANGELES	1-0	W	9,187	2-0-1	7
May 3	at New England	2-0	W	13,722	3-0-1	10
May 10	at Chicago	0-0 (OT)	T	7,825	3-0-2	11
May 17	COLUMBUS	4-3	W	7,180	4-0-2	14
May 28	at Seattle Sounders*	0-0	T	3,250	---	---
May 31	CHICAGO	1-4	L	7,410	4-1-2	14
June 7	at Columbus	0-1	L	16,481	4-2-2	14
June 11	at Chico Rooks*	1-1 (4-2)	W	3,000 (e)	---	---
June 14	at Dallas	2-1	W	7,601	5-2-2	17
June 18	at Los Angeles	1-1 (OT)	T	13,867	5-2-3	18
June 21	COLUMBUS	2-1	W	8,058	6-2-3	21
June 28	KANSAS CITY	0-0 (OT)	T	7,817	6-2-4	22
July 2	at MetroStars	4-4 (OT)	T	14,875	6-2-5	23
July 5	CHICAGO	0-0 (OT)	T	7,705	6-2-6	24
July 12	COLORADO	0-2	L	8,107	6-3-6	24
July 19	at D.C. United	2-1	W	21,842	7-3-6	27
July 26	DALLAS	3-0	W	9,034	8-3-6	30
Aug. 5	at Seattle Sounders%	0-1	L	2,510	---	---
Aug. 8	at Kansas City	1-0	W	13,819	9-3-6	33
Aug. 13	at Dallas	3-0	W	5,515	10-3-6	36
Aug. 16	at New England	1-1 (OT)	T	14,877	10-3-7	37
Aug. 24	D.C. UNITED	1-0	W	13,107	11-3-7	40
Aug. 30	COLORADO	1-2	L	10,116	11-4-7	40
Sept. 1	at Vancouver*	4-3	W	4,187	---	---
Sept. 7	NEW ENGLAND	2-1	W	13,510	12-4-7	43
Sept. 13	at D.C. United	1-2	L	15,502	13-5-7	43
Sept. 20	at Kansas City	4-1	W	30,308	13-5-7	46
Sept. 27	DALLAS	5-2	W	12,219	14-5-7	49
Oct. 5	METROSTARS	0-2	L	10,225	14-6-7	49
Oct. 10	at Colorado	0-0 (OT)	T	12,478	14-6-8	50
Oct. 14	CHIVAS*	0-2	L	12,195	---	---
Oct. 18	at Los Angeles	0-3	L	27,000 (so)	14-7-8	50
Oct. 25	LOS ANGELES	1-1 (OT)	T	16,282	14-7-9	51
Nov. 1	at Los Angeles#	2-0	L	20,201	---	---
Nov. 9	LOS ANGELES#	5-2 (OT)	W	14,145	---	---
Nov. 15	KANSAS CITY#	3-2 (OT)	W	16,108	---	---
Nov. 23	CHICAGO\$	4-2	W	27,000 (so)	---	---

[^] CONCACAF Champions Cup
^{*} Exhibition
[%] US Open Cup
[#] MLS Cup Playoffs
^{\$} MLS Cup at The Home Depot Center



STATISTICAL LEADERS

Goals
 Landon Donovan 12
 Brian Ching 6
 Brian Mullan 6

Assists
 Brian Mullan 9
 Richard Mulrooney 7

Points
 Landon Donovan 30
 Brian Mullan 21

GW Goals
 Landon Donovan 5
 Eight Tied 1

Shots
 Landon Donovan 53
 Brian Ching 39
 Ramiro Corrales 39

Shots on Goal
 Landon Donovan 30
 Brian Mullan 19

Cautions
 Craig Waibel 7
 Three Tied 6

Appearances
 Todd Duniivant 30
 Brian Mullan 30
 Jeff Agoos 28

Games Started
 Todd Duniivant 30
 Brian Mullan 30
 Jeff Agoos 28

Minutes Played
 Todd Duniivant 2,778
 Brian Mullan 2,723

Fouls Committed
 Brian Mullan 57
 Craig Waibel 47

Fouls Suffered
 Brian Mullan 54
 Richard Mulrooney 54
 Brian Ching 44

Corner Kicks
 Richard Mulrooney 64
 Jeff Agoos 46

GOALKEEPERS

Appearances
 Pat Onstad 27
 Jon Conway 3

Games Started
 Pat Onstad 27
 Jon Conway 3

Saves
 Pat Onstad 103
 Jon Conway 11

Goals-Against Average
 Pat Onstad 1.04
 Jon Conway 1.93

2003 SEASON IN REVIEW

FINAL 2003 REGULAR SEASON INDIVIDUAL STATS

UNF	POS	PLAYER	GP	GS	MIN	G	A	PTS	SHT	SOG	FC	FS	OF	CK	C	E	CP
10	F	Landon Donovan	22	21	1882	12	6	30	53	30	0	30	38	6	4	4	0
9	M/F	Brian Mullan	30	30	2723	6	9	21	38	19	0	57	54	15	0	6	0
25	F	Brian Ching	15	14	1235	6	2	14	39	17	0	31	44	13	1	0	0
14	F	Dwayne De Rosario	11	6	686	4	3	11	20	8	0	12	10	13	1	0	0
11	F/M	Manny Lagos	27	17	1545	3	5	11	33	12	0	22	25	8	0	3	1
17	D	Todd Dunivant	30	30	2778	1	6	8	19	11	2	17	18	2	43	2	0
13	M/F	Jamil Walker	19	0	365	4	0	8	18	13	1	11	8	5	0	1	0
8	M	Richard Mulrooney	25	25	2330	0	7	7	24	7	1	29	54	1	64	2	0
12	D	Jeff Agoos	28	28	2593	2	2	6	17	4	1	21	25	0	46	6	0
4	D	Chris Ronér	23	21	1939	2	2	6	16	8	0	26	15	0	0	2	0
6	M	Ronnie Ekelund	22	17	1457	1	3	5	15	5	2	38	18	1	6	5	0
7	M	Ian Russell	18	16	1339	0	5	5	14	5	0	30	18	10	1	3	0
5	M/D	Ramiro Corrales	25	24	2080	1	2	4	39	14	0	45	26	0	1	6	1
26	M/F	Arturo Alvarez	15	5	655	1	1	3	6	2	0	17	11	0	0	2	0
2	D	Eddie Robinson	13	13	1121	1	1	3	5	3	1	27	17	0	0	2	0
16	D	Craig Waibel	24	22	1991	0	2	2	9	4	0	47	9	0	0	7	1
22	F	*Rodrigo Faria	4	3	249	0	1	1	8	1	0	6	8	3	0	0	0
1	GK	Jon Conway	3	3	280	0	0	0	0	0	0	0	0	0	0	0	0
19	D	Troy Dayak	9	8	785	0	0	0	2	0	0	10	4	0	0	2	0
15	F	Roger Levesque	3	0	43	0	0	0	0	0	0	0	1	0	0	0	0
18	GK	Pat Onstad	27	27	2510	0	0	0	2	1	0	0	6	0	0	0	0
Own-goals received						1											
Team totals			30	30	2790	45	57	147	377	164	8	476	420	77	167	53	3
Opponent totals			30	30	2790	35	39	109	367	155	3	429	456	70	164	47	4

GAME-WINNING GOALS: Landon Donovan 5, Jamil Walker 1, Eddie Robinson 1, Brian Mullan 1, Manny Lagos 1, Todd Dunivant 1, Ramiro Corrales 1, Brian Ching 1, Arturo Alvarez 1

GAME-WINNING ASSISTS: Richard Mulrooney 3, Ian Russell 2, Brian Mullan 2, Manny Lagos 2, Ronnie Ekelund 2, Landon Donovan 2, Brian Ching 2, Chris Ronér 1, Todd Dunivant 1, Dwayne De Rosario 1

PENALTY KICK GOALS/ATTEMPTS: Landon Donovan 1-1, Jeff Agoos 1-1

INDIVIDUAL GOALKEEPING

UNF	GOALKEEPER	GS	GP	MIN	SHTS	SVS	C/P	GA	GAAPG	PA	W	L	T	SO	OT REC
18	Pat Onstad	27	27	2510	138	103	117	29	1.04	1	14	5	8	9	0-0-8
1	Jon Conway	3	3	280	18	11	10	6	1.93	0	0	2	1	1	0-0-1
TOTALS		30	30	2790	156	114	127	35	1.13	1	14	7	9	10	0-0-9

COACHES

COACH	W	L	T	PCT.	PTS.	OT RECORD
Frank Yallop	14	7	9	0.617	51	0-0-9

Home Attendance (MLS Regular Season Games Only): 156,989 (15 games)

Home Average (MLS Regular Season Games Only): 10,466

SEASON HIGHLIGHTS

5/17 -- Quakes defeat Columbus Crew to complete best start in team history (4-0-2).

9/20 -- Landon Donovan records first hat trick in team history.

9/27 -- Dwayne De Rosario scores fastest goal in MLS history (11 seconds) on his way to hat trick.

10/25 -- Richard Mulrooney breaks club record with 133 appearances for San Jose.

11/9 -- Earthquakes overcome four-goal deficit in the series and a two-goal deficit in the game in Game 2 to defeat the LA Galaxy, 5-2, and win the series, 5-4 on total goals.

-- Earthquakes post then-club-record 7-3-5 road record and set club record with seven-game road unbeaten streak from June 14-Aug. 16.

-- Pat Onstad sets then club record for shutouts (9), wins (14), catch/punches (117), games played in goal (27) and goals against average (1.04).

-- Earthquakes set then club record with 51 points and win their first regular season Western Conference title.

-- Rookie Arturo Alvarez became the youngest player to appear in a game for San Jose (17 years, 295 days on April 19), start a game, score a goal and earn an assist for San Jose (17 years, 351 days on June 14).

MLS ALL-STARS

Jeff Agoos
Landon Donovan

PLAYER OF THE MONTH

Landon Donovan (April, September)

PLAYERS OF THE WEEK

Pat Onstad, Landon Donovan, Dwayne De Rosario

SEASON END AWARDS

Local

Defensive Player of the Year -- Jeff Agoos
Budweiser Scoring Champion -- Landon Donovan
Honda Most Valuable Player -- Landon Donovan
U.S. Soccer Foundation Humanitarian of the Year -- Craig Waibel
Geneva McAlavey Award -- Brian Mullan
California Custom Award -- Pat Onstad

National

Goalkeeper of the Year -- Pat Onstad
Best XI -- Landon Donovan, Pat Onstad

THE CLUB

2016 REVIEW

CLUB HISTORY

OPPONENTS

MEDIA INFO

2004 SEASON IN REVIEW

Regular Season Record: 9-10-11, 38 Points

Home: 5-2-8 Away: 4-8-3

Overall Record: 14-14-11

STATISTICAL LEADERS

Goals	
Brian Ching.....	12
Landon Donovan.....	6

Assists	
Landon Donovan.....	10
Brian Mullan.....	7
Richard Mulrooney.....	7

Points	
Brian Ching.....	28
Landon Donovan.....	22

GW Goals	
Brian Ching.....	3
Brian Mullan.....	2

Shots	
Brian Ching.....	51
Landon Donovan.....	51
Ramiro Corrales.....	42

Shots on Goal	
Brian Ching.....	26
Landon Donovan.....	22

Cautions	
Landon Donovan.....	6
Troy Dayak.....	5
Brian Mullan.....	5

Appearances	
Richard Mulrooney.....	30
Ramiro Corrales.....	29

Games Started	
Richard Mulrooney.....	30
Ramiro Corrales.....	28
Brian Mullan.....	28

Minutes Played	
Richard Mulrooney.....	2,700
Ramiro Corrales.....	2,475

Fouls Committed	
Brian Mullan.....	68
Brian Ching.....	47

Fouls Suffered	
Richard Mulrooney.....	89
Brian Ching.....	73

Corner Kicks	
Richard Mulrooney.....	87
Jeff Agoos.....	79

GOALKEEPERS

Appearances	
Pat Onstad.....	25
Jon Conway.....	5

Games Started	
Pat Onstad.....	25
Jon Conway.....	5

Saves	
Pat Onstad.....	98
Jon Conway.....	15

Goals-Against Average	
Jon Conway.....	0.60
Pat Onstad.....	1.28

THE CLUB

2016 REVIEW

CLUB HISTORY

OPPONENTS

MEDIA INFO

Date	Opponent	Score	Result	Attend.	W-L-T	Pts.
March 17	at LD Alajuelense [^]	0-3	L	10,000 (est)	---	---
March 24	LD ALAJUELENSE [^]	1-0	W	5,130	---	---
April 3	at D.C. United	1-2	L	24,603	0-1-0	0
April 10	CHICAGO	0-0	T	8,230	0-1-1	1
April 17	at New England	3-1	W	16,203	1-1-1	4
April 24	at Colorado	0-1	L	8,425	1-2-1	4
May 1	D.C. UNITED	1-1	T	17,667	1-2-2	5
May 8	METROSTARS	5-5	T	7,522	1-2-3	6
May 12	SPORTING CLUB*	4-1	W	5,254	---	---
May 15	at Dallas	2-1	W	8,498	2-2-3	9
May 22	LOS ANGELES	4-2	W	12,207	3-2-3	12
May 29	at Columbus	0-1	L	14,555	3-3-3	12
June 5	CANADA*	1-3	L	7,013	---	---
June 12	METROSTARS	3-1	W	9,999	4-3-3	15
June 19	at Chicago	1-1	T	13,472	4-3-4	16
June 26	KANSAS CITY	1-1	T	10,188	4-3-5	17
July 4	at Los Angeles	1-2	L	27,000	4-4-5	17
July 7	DALLAS	1-2	L	9,350	4-5-5	17
July 10	at MetroStars	0-2	L	13,174	4-6-5	17
July 14	at Portland Timbers%	3-0	W	10,622	---	---
July 17	COLORADO	3-1	W	9,122	5-6-5	20
July 24	NEW ENGLAND	2-2	T	9,062	5-6-6	21
Aug. 4	at Minnesota Thunder%	2-2 (5-4)	W	5,688	---	---
Aug. 7	D.C. UNITED	2-0	W	19,324	6-6-6	24
Aug. 11	at Chicago	1-2	L	11,307	6-7-6	24
Aug. 14	at Kansas City	2-0	W	11,545	7-7-6	27
Aug. 21	DALLAS	3-0	W	10,020	8-7-6	30
Aug. 24	at Kansas City %	0-1	L	2,162	---	---
Aug. 28	COLORADO	0-0	T	12,846	8-7-7	31
Sept. 4	at New England	1-0	W	25,266	9-7-7	34
Sept. 8	COLUMBUS	0-1	L	7,137	9-8-7	34
Sept. 11	at Los Angeles	1-2	L	27,000	9-9-7	34
Sept. 18	at Kansas City	0-1	L	10,873	9-10-7	34
Sept. 25	LOS ANGELES	0-0	T	27,030	9-10-8	35
Oct. 2	at Colorado	1-1	T	12,323	9-10-9	36
Oct. 9	KANSAS CITY	0-0	T	25,311	9-10-10	37
Oct. 16	at Dallas	2-2	T	10,268	9-10-11	38
Oct. 24	KANSAS CITY#	2-0	W	8,659	---	---
Oct. 30	at Kansas City#	0-3	L	10,022	---	---

[^] = CONCACAF Champions Cup

* = Exhibition

% = US Open Cup

= MLS Cup Playoffs



2004 SEASON IN REVIEW

FINAL 2004 REGULAR SEASON INDIVIDUAL STATS

UNF	POS	PLAYER	GP	GS	MIN	G	A	PTS	SHT	SOG	BLK	FC	FS	OF	CK	C	E	CP
25	F	Brian Ching	25	21	1954	12	4	28	51	26	0	47	73	11	2	4	0	20
10	F/M	Landon Donovan	23	22	2018	6	10	22	51	22	0	26	46	11	4	6	0	26
9	M/F	Brian Mullan	28	28	2408	3	8	14	41	20	0	68	69	13	1	5	1	21
14	F	Dwayne De Rosario	21	12	1214	5	3	13	40	14	0	27	35	19	0	3	0	14
6	M	Ronnie Ekelund	26	24	2018	4	3	11	32	12	0	29	31	0	0	2	0	10
8	M	Richard Mulrooney	30	30	2700	1	8	10	28	13	0	35	89	2	87	4	0	17
5	M/D	Ramiro Corrales	29	28	2475	3	1	7	42	12	1	35	35	1	4	4	1	17
12	D	Jeff Agoos	24	24	2152	1	4	6	15	7	0	10	22	0	79	3	1	13
23	M/F	Chris Brown	11	7	561	2	1	5	15	5	0	9	7	5	0	0	0	0
16	D	Craig Waibel	23	23	2005	1	1	3	15	7	0	33	10	0	0	2	1	10
11	M/F	Arturo Alvarez	11	2	374	1	0	2	7	4	0	14	5	0	0	3	0	13
19	D	Troy Dayak	16	15	1367	1	0	2	8	4	1	22	11	1	0	5	1	23
20	D	Ryan Cochrane	18	18	1459	0	1	1	3	3	0	25	10	1	0	3	1	15
7	M/F	Ian Russell	22	12	1091	0	1	1	13	6	0	21	12	5	0	2	0	8
1	GK	Jon Conway	5	5	450	0	0	0	0	0	0	1	0	0	0	0	0	0
21	M	Tighe Dombrowski	4	0	44	0	0	0	0	0	0	0	0	0	0	0	0	0
17	D	Todd Dunivant	16	13	1212	0	0	0	7	3	0	10	11	0	0	1	0	5
22	D	Wes Hart	18	13	1180	0	0	0	1	0	0	23	8	1	0	3	0	15
18	GK	Pat Onstad	25	25	2250	0	0	0	0	0	0	0	3	0	0	0	0	0
2	D	Eddie Robinson	8	6	458	0	0	0	0	0	0	14	9	0	0	2	0	10
13	F	Jamil Walker	10	2	237	0	0	0	4	0	0	11	2	2	0	0	0	0
		Own-goals received				1												
		Team totals	30	30	2700	41	45	127	373	158	2	460	499	72	177	52	6	237
		Opponent totals	30	30	2700	35	40	110	332	150	9	512	442	73	142	62	2	275

GAME-WINNING GOALS: Ching 3, Mullan 2, Donovan 1, Corrales 1, Brown 1, Alvarez 1

GAME-WINNING ASSISTS: Donovan 3, Mulrooney 2, Mullan 2, Waibel 1, Russell 1, Ekelund 1, De Rosario 1, Corrales 1

PENALTY KICK GOALS/ATTEMPTS: Ekelund 3-4, Donovan 0-1

INDIVIDUAL GOALKEEPING

UNF	GOALKEEPER	GS	GP	MIN	SHTS	SVS	C/P	GA	GAA	PG	PA	W	L	T	SO
1	GK Jon Conway	5	5	450	18	15	24	3	0.60	0	0	2	2	1	2
18	GK Pat Onstad	25	25	2250	132	98	101	32	1.28	2	3	7	8	10	6
	Team totals	30	30	2700	150	113	125	35	1.17	2	3	9	10	11	8
	Opponent totals	30	30	2700	158	109	106	41	1.37	3	5	10	9	11	9

COACHES

COACH	W	L	T	PCT.	PTS.
Dominic Kinnear	9	10	11	0.483	38

Home Attendance (MLS Regular Season Games Only): 195,015 (15 games)

Home Average (MLS Regular Season Games Only): 13,001

MLS ALL-STARS

Jeff Agoos
Brian Ching
Landon Donovan
Richard Mulrooney
Pat Onstad

PLAYER OF THE MONTH

Pat Onstad (August)

PLAYER OF THE WEEK

Pat Onstad (2)

SEASON END AWARDS

Local

Defensive Player of the Year -- Pat Onstad
Budweiser Scoring Champion -- Brian Ching
Honda Most Valuable Player -- Brian Ching
U.S. Soccer Foundation Humanitarian of the Year --
Craig Waibel, Todd Dunivant
Geneva McAlavey Award -- Eddie Robinson
California Custom Award -- Richard Mulrooney

National

Best XI -- Brian Ching
Comeback Player of the Year -- Brian Ching
Sierra Mist Goal of the Year -- Dwayne De Rosario

THE CLUB

2016 REVIEW

CLUB HISTORY

OPPONENTS

MEDIA INFO

2005 SEASON IN REVIEW

Regular Season Record: 18-4-10, 64 Points

Home: 9-0-7 Away: 9-4-3

Overall Record: 19-6-12

STATISTICAL LEADERS

Goals
 Dwayne De Rosario..... 8
 Alejandro Moreno 7

Assists
 Dwayne De Rosario..... 13
 Ronald Cerritos..... 9

GW Goals
 Dwayne De Rosario..... 5
 Mark Chung 4

Shots
 Dwayne De Rosario..... 70
 Ronald Cerritos..... 50

Shots on Goal
 Dwayne De Rosario..... 34
 Ronald Cerritos..... 29

Appearances
 Pat Onstad..... 32
 Alejandro Moreno 31

Games Started
 Pat Onstad..... 32
 Wade Barrett 30

Minutes Played
 Pat Onstad..... 2,880
 Wade Barrett 2,664

Fouls Committed
 Eddie Robinson 68
 Ricardo Clark..... 58

Fouls Suffered
 Alejandro Moreno 102
 Brian Mullan 79

Corner Kicks
 Ronald Cerritos..... 55
 Mark Chung 50

Cautions
 Danny Califf 7
 Ricardo Clark..... 6
 Eddie Robinson 6

GOALKEEPERS

Appearances
 Pat Onstad..... 32

Games Started
 Pat Onstad..... 32

Saves
 Pat Onstad..... 105

Goals-Against Average
 Pat Onstad..... 0.97

THE CLUB

2016 REVIEW

CLUB HISTORY

OPPONENTS

MEDIA INFO

Date	Opponent	Score	Result	Attend.	W-L-T	Pts.
April 2	NEW ENGLAND	2-2	T	8,730	0-0-1	1
April 9	CHIVAS USA	3-3	T	11,519	0-0-2	2
April 16	at Chicago	1-2	L	12,907	0-1-2	2
April 23	KANSAS CITY	3-2	W	8,028	1-1-2	5
April 30	at Real Salt Lake	2-2	T	16,254	1-1-3	6
May 7	at MetroStars	1-0	W	8,274	2-1-3	9
May 14	FC DALLAS	0-0	T	11,067	2-1-4	10
May 21	at Los Angeles	1-2	L	22,207	2-2-4	10
May 25	at Colorado	1-0	W	6,579	3-2-4	13
May 28	at Kansas City	0-1	L	8,526	3-3-4	13
June 4	D.C. UNITED	0-0	T	11,989	3-3-5	14
June 12	at Chivas USA	1-1	T	8,654	3-3-6	15
June 18	REAL SALT LAKE	3-0	W	9,630	4-3-6	18
June 25	LOS ANGELES	3-0	W	15,917	5-3-6	21
June 29	COLORADO	1-0	W	9,811	6-3-6	24
July 2	at FC Dallas	2-2	T	8,719	6-3-7	25
July 9	at Columbus	2-1	W	12,539	7-3-7	28
July 15	at D.C. United	0-3	L	13,978	7-4-7	28
July 20	at Colorado	2-1	W	6,974	8-4-7	31
July 23	METROSTARS	2-1	W	10,302	9-4-7	34
Aug. 3	at Portland Timbers (USL)%	2-0	W	6,607	---	---
Aug. 6	COLUMBUS	2-1	W	9,465	10-4-7	37
Aug. 8	DEPORTIVO ALAVES*	1-1	T	4,522	---	---
Aug. 13	COLORADO	1-1	T	9,103	10-4-8	38
Aug. 20	at Real Salt Lake	1-0	W	15,127	11-4-8	41
Aug. 24	LOS ANGELES%	1-2	L	5,134	---	---
Aug. 27	LOS ANGELES	2-1	W	24,112	12-4-8	44
Sept. 3	at FC Dallas	2-0	W	8,023	13-4-8	47
Sept. 10	CHIVAS USA	3-0	W	22,311	14-4-8	50
Sept. 17	at Chivas USA	2-1	W	10,342	15-4-8	53
Sept. 21	CHICAGO	2-0	W	9,789	16-4-8	56
Sept. 24	FC DALLAS	1-1	T	17,414	16-4-9	57
Oct. 1	at New England	2-0	W	14,316	17-4-9	60
Oct. 8	REAL SALT LAKE	2-2	T	19,407	17-4-10	61
Oct. 15	at Los Angeles	3-1	W	27,000	18-4-10	64
Oct. 23	at Los Angeles#	1-3	L	17,466	---	---
Oct. 29	LOS ANGELES#	1-1	T	17,824	---	---

* = Exhibition
 % = US Open Cup
 # = MLS Cup Playoffs



2005 SEASON IN REVIEW

FINAL 2005 REGULAR SEASON INDIVIDUAL STATS

UNF	POS	PLAYER	GP	GS	MIN	G	A	SHT	SOG	FC	FS	OFF	CK	C	E
14	M/F	Dwayne De Rosario	28	26	2375	9	13	70	34	36	58	9	17	4	0
15	F	Alejandro Moreno	31	24	2167	8	4	42	20	39	102	23	1	3	0
12	M	Mark Chung (TOT)	30	28	2487	7	7	39	20	42	48	2	50	2	0
12	M	Mark Chung (SJ)	24	23	2053	6	7	32	16	36	39	2	33	2	0
25	F	Brian Ching	16	11	990	7	5	25	17	37	36	9	0	3	0
20	F	Ronald Cerritos	30	28	2308	6	9	50	29	21	37	41	55	0	0
9	M/F	Brian Mullan	25	23	1996	3	6	22	11	42	79	3	0	4	0
13	M/D	Ricardo Clark	30	28	2492	3	2	31	6	58	42	1	0	6	0
11	M	Brad Davis	18	16	1408	2	8	23	11	31	37	5	32	4	0
26	M/D	Kelly Gray (TOT)	26	25	2281	2	2	16	4	18	9	2	0	3	0
26	M/D	Kelly Gray (SJ)	20	20	1773	1	2	10	2	8	5	1	0	1	0
4	D	Danny Califf	20	20	1742	2	0	9	5	37	20	0	0	7	1
24	D	Wade Barrett	30	30	2664	1	2	4	2	28	31	1	1	2	0
33	F	Julian Nash	10	1	233	1	1	3	3	6	4	1	0	0	0
2	D	Eddie Robinson	29	29	2450	1	1	5	2	68	53	0	0	6	2
19	D	Troy Dayak	7	7	551	1	0	5	1	5	1	0	0	0	0
3	D	Kevin Goldthwaite	3	2	147	0	1	1	1	3	2	0	3	1	1
16	D	Craig Waibel	6	6	527	0	1	1	0	7	2	0	0	0	0
17	D	Chris Aloisi	6	5	495	0	0	3	1	9	8	0	0	2	0
5	D	Ryan Cochrane	14	6	776	0	0	2	0	9	2	0	0	3	0
22	D/M	Wes Hart	7	1	178	0	0	0	0	2	2	0	0	0	0
23	F	Roger Levesque	1	0	12	0	0	0	0	0	0	0	0	0	0
18	GK	Pat Onstad	32	32	2880	0	0	0	0	1	4	0	0	1	0
27	M	Danny O'Rourke	13	12	1050	0	0	4	2	35	16	0	0	3	0
7	M	Ian Russell	13	2	235	0	0	2	1	9	7	0	2	1	0
29	M	Chris Wondolowski	2	0	5	0	0	0	0	1	0	0	0	1	0
1	GK	Jon Conway	0	0	0	0	0	0	0	0	0	0	0	0	0
		Own-goals received				2									
		TEAM TOTALS	32	32	2880	53	62	344	164	528	590	96	144	54	4
		OPPONENT TOTALS	32	32	2880	31	25	355	136	603	511	62	163	81	4

GAME-WINNING GOALS: Dwayne De Rosario 5, Mark Chung 4, Alejandro Moreno 3, Ronald Cerritos 3, Brad Davis 1, Brian Ching 1, Danny Califf 1

GAME-WINNING ASSISTS: Dwayne De Rosario 5, Brian Mullan 3, Brad Davis 3, Brian Ching 3, Ronald Cerritos 3, Mark Chung 2, Wade Barrett 2, Julian Nash 1, Alejandro Moreno 1, Kelly Gray 1, Kevin Goldthwaite 1, Ricardo Clark 1

PENALTY KICK GOALS/ATTEMPTS: Dwayne De Rosario 1-1, Ronald Cerritos 1-1

INDIVIDUAL GOALKEEPING

UNF	POS	GOALKEEPER	GP	GS	MIN	SHTS SV	GA	GAA	PG	PA	W	L	T	SO
18	GK	Pat Onstad	32	32	2880	136 105	31	0.97	4	5	18	4	10	12
		TEAM TOTALS	32	32	2880	136 105	31	0.97	4	5	18	4	10	12
		OPPONENT TOTALS	32	32	2880	164 112	53	1.66	2	2	4	18	10	4

COACHES

COACH	W	L	T	PCT.	PTS.
Dominic Kinnear	18	4	10		64

Home Attendance (MLS Regular Season Games Only): 208,594 (16 games)

Home Average (MLS Regular Season Games Only): 13,037

MLS ALL-STAR

Brad Davis

PLAYER OF THE MONTH

Pat Onstad (August)

PLAYER OF THE WEEK

Pat Onstad (2)

SEASON END AWARDS

Local

Defensive Player of the Year -- Pat Onstad
 Budweiser Golden Boot -- Dwayne De Rosario
 Honda Most Valuable Player -- Dwayne De Rosario
 U.S. Soccer Foundation Humanitarian of the Year -- Craig Waibel
 Geneva McAlavey Award -- Eddie Robinson
 California Custom Award -- Brian Mullan

National

Best XI -- Pat Onstad, Danny Califf, Dwayne De Rosario
 Sierra Mist Goal of the Year -- Dwayne De Rosario
 Goalkeeper of the Year -- Pat Onstad
 Coach of the Year -- Dominic Kinnear
 Kraft Fair Play Award -- Ronald Cerritos
 Athletic Trainer of the Year -- Bruce Morgan

THE CLUB

2016 REVIEW

CLUB HISTORY

OPPONENTS

MEDIA INFO

2008 SEASON IN REVIEW

THE CLUB

2016 REVIEW

CLUB HISTORY

OPPONENTS

MEDIA INFO

Regular Season Record: 8-13-9, 33 Points

Home: 6-5-4 Away: 2-8-5

Overall Record: 10-15-9

Date	Opponent	Score	Result	Attend.	W-L-T	Pts.
April 3	at Los Angeles Galaxy	0-2	L	27,000	0-1-0	0
April 12	CHICAGO FIRE*	0-1	L	20,038	0-2-0	0
April 19	at Colorado Rapids	2-0	W	14,919	1-2-0	3
April 27	at New York Red Bulls	0-2	L	9,053	1-3-0	3
April 30	at Real Salt Lake#	0-4	L	N/A	----	--
May 3	FC DALLAS	0-0	T	10,515	1-3-1	4
May 10	COLUMBUS CREW	2-3	L	9,318	1-4-1	4
May 17	at New England Revolution	0-2	L	13,004	1-5-1	4
May 22	HOUSTON DYNAMO	2-1	W	10,046	2-5-1	7
May 31	at Real Salt Lake	1-3	L	15,977	2-6-1	7
June 7	at Columbus Crew	2-0	W	11,704	3-6-1	10
June 14	LOS ANGELES GALAXY*	0-3	L	39,872	3-7-1	10
June 18	at Real Salt Lake	0-0	T	10,333	3-7-2	11
June 22	at D.C. United	1-3	L	17,922	3-8-2	11
June 28	at Chicago Fire	0-0	T	15,276	3-8-3	12
July 5	at Chivas USA	0-1	L	13,576	3-9-3	12
July 12	COLORADO RAPIDS	1-1	T	9,107	3-9-4	13
July 15	HONDURAS&	4-0	W	2,200	----	--
July 19	at Toronto FC	0-0	T	20,264	3-9-5	14
July 27	NEW YORK RED BULLS	1-1	T	9,046	3-9-6	15
Aug. 3	LOS ANGELES GALAXY*	3-2	W	26,071	4-9-6	18
Aug. 16	NEW ENGLAND REVOLUTION	4-0	W	9,859	5-9-6	21
Aug. 23	Chivas USA	0-0	T	12,209	5-9-7	22
Aug. 30	KANSAS CITY WIZARDS	2-1	W	10,089	6-9-7	25
Sept. 2	SEATTLE SOUNDERS&	1-2	L	N/A	----	--
Sept. 6	D.C. UNITED	2-1	W	10,121	7-9-7	28
Sept. 13	HOUSTON DYNAMO	1-1	T	10,526	7-9-8	29
Sept. 27	REAL SALT LAKE	2-3	L	10,059	7-10-8	29
Oct. 2	at FC Dallas	1-1	T	7,173	7-10-9	30
Oct. 7	CD FAS&	2-1	W	5,495	----	--
Oct. 11	CHIVAS USA	0-1	L	10,502	7-11-9	30
Oct. 15	at Houston Dynamo	1-2	L	12,237	7-12-9	30
Oct. 18	at Kansas City Wizards	2-3	L	9,841	7-13-9	30
Oct. 25	TORONTO FC	2-0	W	10,526	8-13-9	33

& = Exhibition

= US Open Cup Play-In

* = Played at Oakland-Alameda County Coliseum



STATISTICAL LEADERS

Goals

Darren Huckerby	6
Ryan Johnson	5

Assists

Ronnie O'Brien	6
Darren Huckerby	4

GW Goals

Ronnie O'Brien	3
Ryan Cochrane	2
Darren Huckerby	2

Shots

Ronnie O'Brien	62
Darren Huckerby	31

Shots on Goal

Ronnie O'Brien	25
Ryan Johnson	19

Cautions

Nick Garcia	8
James Riley	6
Four Tied	5

Appearances

Joe Cannon	30
Three Tied	28

Games Started

Joe Cannon	30
Ronnie O'Brien	28
Jason Hernandez	28

Minutes Played

Joe Cannon	2,700
Jason Hernandez	2,451

Fouls Committed

Ronnie O'Brien	38
Ryan Johnson	31

Fouls Suffered

Ronnie O'Brien	33
Kei Kamara	30

Corner Kicks

Ronnie O'Brien	60
Darren Huckerby	44

GOALKEEPERS

Appearances

Joe Cannon	30
------------------	----

Games Started

Joe Cannon	30
------------------	----

Saves

Joe Cannon	124
------------------	-----

Goals-Against Average

Joe Cannon	1.27
------------------	------

2008 SEASON IN REVIEW

FINAL 2008 REGULAR SEASON INDIVIDUAL STATS

UNF	POS	PLAYER	GP	GS	MIN	G	A	SHT	SOG	FC	FS	OFF	CK	C	E
17	F	Arturo Alvarez (TOT)	28	21	1795	6	6	40	21	17	24	13	12	2	0
17	F	Arturo Alvarez (SJ)	12	11	864	3	3	18	10	9	15	6	8	0	0
6	M	Darren Huckerby	14	14	1211	6	4	31	14	14	16	22	44	1	0
33	F	Scott Sealy (TOT)	27	24	2021	5	3	45	23	19	34	35	0	0	0
33	F	Scott Sealy (SJ)	14	14	1168	3	3	26	14	13	22	16	0	0	0
19	F-M	Ryan Johnson	28	13	1535	5	1	29	19	31	24	12	0	2	0
7	M	Ronnie O'Brien	28	28	2286	4	6	62	25	38	33	1	60	4	0
12	M-D	Ramiro Corrales	22	22	1895	2	2	29	7	29	27	1	31	5	0
5	D	Ryan Cochrane	19	17	1535	2	1	3	2	27	7	2	0	5	0
20	F	John Cunliffe	12	4	389	2	0	10	3	10	8	2	0	1	0
16	F	*Kei Kamara	12	11	997	2	0	28	12	25	30	5	0	2	0
15	M	Shea Salinas	23	2	544	2	0	12	6	8	10	2	1	1	0
23	M-D	*Ivan Guerrero	14	13	1014	1	0	8	4	3	11	1	1	0	0
11	M	Ned Grabavoy	24	21	1709	0	4	14	2	21	18	0	8	2	0
2	D	Eric Denton	26	26	2209	0	2	3	1	23	13	2	0	5	0
3	D	Nick Garcia	24	24	2151	0	2	0	0	27	16	0	0	8	0
10	M	Francisco Lima	14	13	1183	0	2	8	2	10	18	0	1	2	0
4	D-F	James Riley	24	23	2055	0	2	7	4	24	15	1	0	6	2
21	D	Jason Hernandez	28	28	2451	0	1	5	1	29	25	0	0	5	1
1	GK	Joe Cannon	30	30	2700	0	0	0	0	0	1	0	0	2	0
9	F	Gavin Glinton	6	4	287	0	0	6	3	4	3	3	0	0	0
22	D	Kelly Gray (TOT)	15	8	842	0	0	13	3	20	7	0	0	5	0
22	D	Kelly Gray (SJ)	13	7	742	0	0	13	3	18	7	0	0	4	0
10	F	Peguero Jean Philippe	3	1	122	0	0	2	0	0	2	0	0	0	0
77	M	Jovan Kirovski (TOT)	9	1	154	0	0	1	0	7	0	2	0	1	0
77	M	Jovan Kirovski (SJ)	9	1	154	0	0	1	0	7	0	2	0	1	0
18	D	Jamil Roberts	1	0	16	0	0	0	0	0	0	0	0	0	0
8	F	Adam Smarte	3	1	104	0	0	0	0	4	3	0	0	1	0
32	F	Davide Somma	3	0	47	0	0	2	0	4	1	0	0	0	0
6	M	*Joe Vide	5	2	274	0	0	0	0	4	2	0	0	0	0
16	F	Mikel Arce	0	0	0	0	0	0	0	0	0	0	0	0	0
23	F	Michael Ghebru	0	0	0	0	0	0	0	0	0	0	0	0	0
24	GK	Michael Gustavson	0	0	0	0	0	0	0	0	0	0	0	0	0
14	M	Matt Hatzke	0	0	0	0	0	0	0	0	0	0	0	0	0
		TEAM TOTALS	30	30	2700	32	33	317	132	382	353	78	154	57	4
		OPPONENT TOTALS	30	30	2700	38	36	370	166	353	382	91	157	48	3

GAME-WINNING GOALS: Ronnie O'Brien 2, Darren Huckerby 2, Ryan Cochrane 2, Ryan Johnson 1, Ivan Guerrero 1
GAME-WINNING ASSISTS: Ronnie O'Brien 2, Francisco Lima 2, Scott Sealy 1, James Riley 1, Ryan Johnson 1, Eric Denton 1, Ramiro Corrales 1
PENALTY KICK GOALS/ATTEMPTS: Shea Salinas 1-1

INDIVIDUAL GOALKEEPING

UNF	GOALKEEPER	GP	GS	MIN	SHTS	SV	GA	GAA	PG	PA	W	L	T	SO
1	GK Joe Cannon	30	30	2700	166	124	38	1.27	3	5	8	13	9	9
	TEAM TOTALS	30	30	2700	166	124	38	1.27	3	5	8	13	9	9
	OPPONENT TOTALS	30	30	2700	132	94	32	1.07	1	1	13	8	9	12

COACHES

COACH	W	L	T	PCT.	PTS.
Frank Yallop	8	13	9	.417	33

Home Attendance (MLS Regular Season Games Only): 205,695 (15 games)
Home Average (MLS Regular Season Games Only): 13,713

PLAYER OF THE MONTH

Darren Huckerby (September)

PLAYER OF THE WEEK

Ronnie O'Brien

SEASON END AWARDS

Local

Most Valuable Player -- Darren Huckerby
 Budweiser Golden Boot -- Darren Huckerby
 Defensive Player of the Year -- Jason Hernandez
 Andrew Bedard Memorial Spirit of the Game Award/
 U.S. Soccer Foundation Humanitarian of the Year -- Joe Cannon

National

MLS Newcomer of the Year -- Darren Huckerby

THE CLUB

2016 REVIEW

CLUB HISTORY

OPPONENTS

MEDIA INFO

2009 SEASON IN REVIEW

THE CLUB

2016 REVIEW

CLUB HISTORY

OPPONENTS

MEDIA INFO

Regular Season Record: 7-14-9, 30 Points
 Home: 6-5-4 Away: 1-10-5
 Overall Record: 7-15-10

Date	Opponent	Score	Result	Attend.	W-L-T	Pts.
March 21	NEW ENGLAND REVOLUTION	0-1	L	10,335	0-1-0	0
March 28	HOUSTON DYNAMO	3-2	W	9,177	1-1-0	3
April 5	at Kansas City Wizards	0-2	L	6,922	1-2-0	3
April 11	CHICAGO FIRE	3-3	T	9,717	1-2-1	4
April 18	LA GALAXY [^]	1-1	T	15,862	1-2-2	5
April 25	at Seattle Sounders FC	0-2	L	28,838	1-3-2	5
April 29	NEW YORK RED BULLS*	1-2	L	4,011	-----	--
May 2	CHIVAS USA	0-1	L	10,049	1-4-2	5
May 8	at New York Red Bulls	1-4	L	8,042	1-5-2	5
May 23	at Houston Dynamo	1-3	L	12,619	1-6-2	5
May 27	at Columbus Crew	1-2	L	8,793	1-7-2	5
May 30	REAL SALT LAKE	2-1	W	10,153	2-7-2	8
June 7	at FC Dallas	2-2	T	5,724	2-7-3	9
June 13	at Seattle Sounders FC	1-2	L	28,999	2-8-3	9
June 20	LA GALAXY [^]	2-1	W	17,128	3-8-3	12
July 3	at Real Salt Lake	1-1	T	17,478	3-8-4	13
July 11	TORONTO FC	1-3	L	9,679	3-9-4	13
July 18	at Chicago Fire	0-2	L	14,228	3-10-4	13
July 27	D.C. UNITED	2-2	T	9,022	3-10-5	14
Aug. 2	SEATTLE SOUNDERS FC	4-0	W	9,919	4-10-5	17
Aug. 8	COLUMBUS CREW%	0-3	L	61,572	4-11-5	17
Aug. 22	KANSAS CITY WIZARDS	1-0	W	9,031	5-11-5	20
Aug. 29	at New England Revolution	1-2	L	7,286	5-12-5	20
Sept. 8	CD AGUILA#	0-0	T	2,989	-----	---
Sept. 18	COLORADO RAPIDS	1-1	T	10,525	5-12-6	21
Sept. 23	at Colorado Rapids	1-1	T	6,234	5-12-7	22
Sept. 27	at D.C. United	2-1	W	14,375	6-12-7	25
Oct. 3	NEW YORK RED BULLS	1-0	W	10,525	7-12-7	28
Oct. 7	FC DALLAS	1-2	L	9,023	7-13-7	28
Oct. 10	at Toronto FC	1-1	T	20,571	7-13-8	29
Oct. 17	at Chivas USA	2-2	T	12,316	7-13-9	30
Oct. 24	at LA Galaxy	0-2	L	27,000	7-14-9	30

[^] = Match played at Oakland-Alameda County Coliseum

= Friendly

* = US Open Cup Play-In

% = Match played at Candlestick Park. First game of a doubleheader with FC Barcelona vs. Chivas de Guadalajara.



STATISTICAL LEADERS

Goals
 Ryan Johnson..... 11
 Arturo Alvarez..... 5

Assists
 Chris Leitch..... 7
 Shea Salinas..... 5

GW Goals
 Ryan Johnson..... 3
 Three Tied..... 1

Shots
 Ryan Johnson..... 59
 Arturo Alvarez..... 53

Shots on Goal
 Ryan Johnson..... 35
 Arturo Alvarez..... 22

Cautions
 Ramiro Corrales..... 7
 Three Tied..... 5

Appearances
 Ryan Johnson..... 30
 Chris Leitch..... 29

Games Started
 Chris Leitch..... 29
 Joe Cannon..... 28

Minutes Played
 Chris Leitch..... 2,537
 Joe Cannon..... 2,520

Fouls Committed
 Ryan Johnson..... 43
 Ramiro Corrales..... 29

Fouls Suffered
 Ramiro Corrales..... 38
 Bobby Convey..... 34

Corner Kicks
 Arturo Alvarez..... 48
 Bobby Convey..... 41
 Darren Huckerby..... 41

GOALKEEPERS

Appearances
 Joe Cannon..... 28

Games Started
 Joe Cannon..... 28

Saves
 Joe Cannon..... 97

Goals-Against Average
 Joe Cannon..... 1.67

2009 SEASON IN REVIEW

FINAL 2009 REGULAR SEASON INDIVIDUAL STATS

UNF	POS	PLAYER	GP	GS	MIN	G	A	SHT	SOG	FC	FS	OF	CK	C	E
19	F	Ryan Johnson	30	27	2241	11	2	59	35	43	28	28	1	3	0
10	M-F	Arturo Alvarez	23	20	1848	5	2	53	22	27	31	6	48	5	0
13	F	Cornell Glen	12	6	481	4	1	22	14	6	12	6	1	0	0
17	F	*Chris Wondolowski	14	8	854	3	1	23	11	7	9	4	0	3	0
6	M	Darren Huckerby	14	13	1058	3	2	18	10	17	15	8	41	3	0
9	F	*Pablo Campos	14	9	611	2	2	11	8	18	17	5	0	2	0
20	M	Ramon Sanchez	10	10	895	2	1	8	4	8	13	0	0	1	0
25	F	Quincy Amarikwa	24	1	602	1	2	11	3	24	10	5	0	5	0
11	M	Bobby Convey	26	25	2200	1	2	17	4	25	34	1	41	4	0
17	F	*Cam Weaver	9	5	475	1	2	8	3	12	11	2	0	1	0
14	D-M	Brandon McDonald	18	18	1579	1	1	8	4	14	8	1	0	3	0
4	D	Chris Leitch	29	29	2537	0	7	4	3	21	15	0	0	3	0
15	M	Shea Salinas	23	13	1306	0	5	19	5	12	12	0	8	3	1
12	D	Ramiro Corrales	24	24	2066	0	3	15	5	29	38	2	0	7	0
23	D	Mike Zaher	10	8	757	0	2	1	1	4	4	0	0	1	0
2	D	Eric Denton	11	9	803	0	1	2	1	3	4	0	0	2	0
2	D	*Bobby Burling	7	6	562	0	0	2	1	4	2	0	0	0	0
1	GK	Joe Cannon	28	28	2520	0	0	1	1	0	4	0	0	2	0
5	D	*Ryan Cochrane	2	2	180	0	0	0	0	6	1	0	0	0	0
7	M	Simon Elliott	15	12	1234	0	0	7	3	8	3	0	13	0	0
3	D	*Nick Garcia	12	12	1080	0	0	0	0	11	5	0	0	2	0
22	D-M	Kelly Gray	8	7	632	0	0	5	0	3	5	0	0	0	0
21	D	Jason Hernandez	16	16	1403	0	0	0	0	15	13	0	0	5	0
28	M	Andre Luiz	7	7	488	0	0	4	1	6	8	0	4	1	0
27	D-M	*Aaron Pitchkolan	9	6	586	0	0	3	0	10	2	0	0	3	0
8	M	Antonio Ribeiro	7	7	509	0	0	9	2	7	6	0	0	2	0
32	F	Davide Somma	1	0	4	0	0	1	0	1	0	0	0	0	0
24	GK	Andrew Weber	2	2	180	0	0	0	0	0	0	0	0	0	0
31	GK	Mike Graczyk	0	0	0	0	0	0	0	0	0	0	0	0	0
18	D	Jamil Roberts	0	0	0	0	0	0	0	0	0	0	0	0	0
TOTALS			30	30	2700	36	36	311	141	341	337	68	157	61	1
OPPONENT TOTALS			30	30	2700	50	57	374	164	337	341	97	154	47	2

GAME-WINNING GOALS: Ryan Johnson 3, Chris Wondolowski 1, Cam Weaver 1, Arturo Alvarez 1

GAME-WINNING ASSISTS: Chris Leitch 2, Bobby Convey 2, Darren Huckerby 1, Ramiro Corrales 1, Pablo Campos 1

PENALTY KICK GOALS/ATTEMPTS: Chris Wondolowski 1-1, Ryan Johnson 1-1, Cornell Glen 1-1, Pablo Campos 1-1

SAN JOSE EARTHQUAKES INDIVIDUAL GOALKEEPING

UNF	POS	GOALKEEPER	GP	GS	MIN	SHTS	SV	GA	GAA	PG	PA	W	L	T	SO
24	GK	Andrew Weber	2	2	180	17	11	3	1.50	0	0	1	0	1	0
1	GK	Joe Cannon	28	28	2520	147	97	47	1.68	3	3	6	14	8	3
Team totals			30	30	2700	164	108	50	1.67	3	3	7	14	9	3
Opponent totals			30	30	2700	141	103	36	1.20	5	5	14	7	9	7

* = Played with other teams in 2009. Only San Jose Earthquakes statistics listed here.

COACHES

COACH	W	L	T	PCT.	PTS.
Frank Yallop	7	14	9	.383	30

Home Attendance (MLS Regular Season Games Only): 211,717 (15 games)

Home Average (MLS Regular Season Games Only): 14,114

PLAYERS OF THE MONTH

None

PLAYERS OF THE WEEK

None

SEASON END AWARDS

Local

Most Valuable Player -- Ryan Johnson

Budweiser Golden Boot -- Ryan Johnson

Defensive Player of the Year -- Chris Leitch

Andrew Bedard Memorial Spirit of the Game Award/

U.S. Soccer Foundation Humanitarian of the Year -- Shea Salinas

National

None

THE CLUB

2016 REVIEW

CLUB HISTORY

OPPONENTS

MEDIA INFO

2010 SEASON IN REVIEW

Regular Season Record: 13-10-7, 46 Points

Home: 7-5-3 Away: 6-5-4

Overall Record: 15-13-8

Exhibition: 1-0-1 U.S. Open Cup Play-In: 0-1-0 MLS Cup Playoffs: 1-2-0

STATISTICAL LEADERS

Goals
 Chris Wondolowski 18
 Arturo Alvarez 3
 Ike Opara 3

Assists
 Bobby Convey 10
 Ryan Johnson 8

GW Goals
 Chris Wondolowski 9
 Four Tied 1

Shots
 Chris Wondolowski 68
 Ryan Johnson 37

Shots on Goal
 Chris Wondolowski 36
 Ryan Johnson 18

Cautions
 Bobby Convey 7
 Bobby Burling 5

Appearances
 Brandon McDonald 29
 Bobby Convey 28
 Chris Wondolowski 28

Games Started
 Bobby Convey 28
 Brandon McDonald 28

Minutes Played
 Bobby Convey 2,472
 Brandon McDonald 2,429

Fouls Committed
 Bobby Convey 35
 Chris Wondolowski 26

Fouls Suffered
 Bobby Convey 36
 Ryan Johnson 24

Corner Kicks
 Bobby Convey 92
 Geovanni 17

GOALKEEPERS

Appearances
 Jon Busch 18

Games Started
 Jon Busch 18

Saves
 Jon Busch 81

Goals-Against Average
 Jon Busch 1.06

THE CLUB

2016 REVIEW

CLUB HISTORY

OPPONENTS

MEDIA INFO

Date	Opponent	Score	Result	Attend.	W-L-T	Pts.
March 27	REAL SALT LAKE	0-3	L	10,589	0-1-0	0
April 10	at Chicago Fire	2-1	W	20,276	1-1-0	3
April 14	REAL SALT LAKE*	3-3 (5-3 pk)	L	2,718	-----	--
April 17	NEW ENGLAND REVOLUTION	2-0	W	9,082	2-1-0	6
April 24	at Chivas USA	2-3	L	14,389	2-2-0	6
May 1	COLORADO RAPIDS	1-0	W	8,674	3-2-0	9
May 8	NEW YORK RED BULLS	4-0	W	9,711	4-2-0	12
May 15	at New England Revolution	0-0	T	13,611	4-2-1	13
May 22	at Seattle Sounders FC	1-0	W	35,953	5-2-1	16
May 29	TORONTO FC	1-3	L	10,214	5-3-1	16
June 2	COLUMBUS CREW	2-2	T	8,033	5-3-2	17
June 5	at FC Dallas	0-2	L	14,431	5-4-2	17
June 12	vs. Chivas USA&	0-0 (6-5 pk)	W	7,134	-----	--
June 25	at Real Salt Lake	0-0	T	16,216	5-4-3	18
July 3	D.C. UNITED	1-1	T	10,304	5-4-4	19
July 10	at Philadelphia Union	2-1	W	17,183	6-4-4	22
July 17	TOTTENHAM HOTSPUR#	0-0	T	10,712	-----	--
July 22	at LA Galaxy	2-2	T	17,712	6-4-5	23
July 31	SEATTLE SOUNDERS FC	0-1	L	10,351	6-5-5	23
Aug. 7	at Colorado Rapids	0-1	L	12,701	6-6-5	23
Aug. 14	KANSAS CITY WIZARDS	1-0	W	8,619	7-6-5	26
Aug. 21	LA GALAXY	1-0	W	10,799	8-6-5	29
Aug. 28	at New York Red Bulls	0-2	L	21,859	8-7-5	29
Sept. 5	at Houston Dynamo	2-1	W	15,073	9-7-5	32
Sept. 11	FC DALLAS	0-0	T	10,342	9-7-6	33
Sept. 15	PHILADELPHIA UNION	1-0	W	8,109	10-7-6	36
Sept. 25	at Toronto FC	3-2	W	20,064	11-7-6	39
Sept. 29	CHICAGO FIRE	0-3	L	9,829	11-8-6	39
Oct. 2	at Columbus Crew	0-0	T	10,876	11-8-7	40
Oct. 9	at D.C. United	2-0	W	14,822	12-8-7	43
Oct. 16	HOUSTON DYNAMO	0-1	L	10,597	12-9-7	43
Oct. 20	CHIVAS USA	3-0	W	9,633	13-9-7	46
Oct. 23	at Kansas City Wizards	1-4	L	11,518	13-10-7	46
Oct. 30	NEW YORK RED BULLS%	0-1	L	10,525	-----	--
Nov. 4	at New York Red Bulls%	3-1	W	22,839	-----	--
Nov. 13	at Colorado Rapids%	0-1	L	17,779	-----	--

& = Exhibition at Raley Field in Sacramento, Calif.

= Friendly

* = US Open Cup Play-In

% = MLS Cup Playoffs



2010 SEASON IN REVIEW

FINAL 2010 REGULAR SEASON INDIVIDUAL STATS

UNF	POS	PLAYER	GP	GS	MIN	G	A	SHT	SOG	FC	FS	OF	CK	C	E
8	F	Chris Wondolowski	28	26	2308	18	1	68	36	26	17	18	0	3	0
10	M	Arturo Alvarez	19	11	1210	3	1	26	12	16	17	0	4	3	0
6	D	Ike Opara	11	10	914	3	0	10	5	8	2	0	1	1	0
33	D	Steven Beitashour	8	7	640	1	0	4	3	9	2	0	0	0	0
2	D	Bobby Burling	18	16	1410	1	1	9	3	18	9	0	0	5	0
11	M	Bobby Convey	28	28	2472	1	10	18	9	35	36	4	92	7	0
12	D	Ramiro Corrales	20	18	1677	1	2	12	4	17	20	0	0	4	0
77	M	Geovanni	12	8	777	1	3	25	13	12	19	1	17	1	0
17	M	Joey Gjertsen	18	16	1220	1	1	12	5	6	8	0	6	0	0
13	F	Cornell Glen	21	10	947	1	0	32	10	17	17	24	0	1	0
19	F	Ryan Johnson	27	19	1706	1	8	37	18	23	24	19	0	2	0
14	D	Brandon McDonald	29	28	2429	1	2	19	4	22	20	1	0	1	1
7	M	Khari Stephenson	11	11	776	1	1	18	6	12	19	1	0	1	0
25	F	*Quincy Amarikwa	1	0	7	0	0	0	0	0	2	0	0	0	0
4	M	*Sam Cronin	17	16	1401	0	0	5	1	17	10	0	0	2	1
23	F	Eduardo	8	2	303	0	1	6	1	4	10	4	0	1	0
21	D	Jason Hernandez	27	27	2412	0	1	0	0	5	7	0	1	2	1
22	M	Omar Jasseh	4	0	76	0	0	2	1	3	5	1	1	1	0
3	D	Chris Leitch	15	15	1225	0	0	1	0	10	4	0	0	1	1
28	M	Andre Luiz	9	9	701	0	1	4	2	9	14	0	3	1	0
15	D	Justin Morrow	3	0	59	0	0	1	0	1	0	0	0	0	0
5	M	Brad Ring	11	4	435	0	0	7	1	3	7	0	0	0	0
30	M	Javier Robles	2	1	61	0	0	2	2	1	1	0	0	0	0
20	M	Ramon Sanchez	3	1	83	0	0	1	1	0	0	0	0	0	0
9	F	Scott Sealy	15	5	520	0	1	7	2	7	9	7	0	0	0
20	D	*Tim Ward	13	12	1103	0	1	2	0	5	6	0	0	0	0
18	GK	Jon Busch	18	18	1620	0	0	0	0	0	0	0	0	3	0
1	GK	Joe Cannon	12	12	1080	0	0	0	0	0	0	0	0	0	0
25	GK	Brian Edwards	0	0	0	0	0	0	0	0	0	0	0	0	0
TOTALS			30	30	2700	34	35	329	140	286	305	83	125	40	4
OPPONENT TOTALS			30	30	2700	33	34	407	159	305	285	101	187	31	2

GAME-WINNING GOALS: Chris Wondolowski 9, Ryan Johnson 1, Ike Opara 1, Geovanni 1, Arturo Alvarez 1

GAME-WINNING ASSISTS: Bobby Convey 5, Ryan Johnson 3, Bobby Burling 1, Ramiro Corrales 1, Brandon McDonald 1, Khari Stephenson 1, Tim Ward 1, Joey Gjertsen 1, Arturo Alvarez 1

PENALTY KICK GOALS/ATTEMPTS: Chris Wondolowski 3-3

SAN JOSE EARTHQUAKES INDIVIDUAL GOALKEEPING

UNF	POS	GOALKEEPER	GP	GS	MIN	SHTS	SV	GA	GAA	PG	PA	W	L	T	SO
18	GK	Jon Busch	18	18	1620	104	81	19	1.06	0	0	7	6	5	7
1	GK	Joe Cannon	12	12	1080	55	38	14	1.17	0	0	6	4	2	6
Team totals			30	30	2700	159	119	33	1.10	0	0	13	10	7	13
Opponent totals			30	30	2700	140	106	34	1.13	3	3	10	13	7	11

* = Played with other teams in 2010. Only San Jose Earthquakes statistics listed here.

COACHES

COACH	W	L	T	PCT.	PTS.
Frank Yallop	13	10	7	.550	46

Home Attendance (MLS Regular Season Games Only): 144,886 (15 games)

Home Average (MLS Regular Season Games Only): 9,659

MLS ALL-STAR

Bobby Convey

PLAYER OF THE MONTH

Chris Wondolowski (October)

PLAYER OF THE WEEK

Chris Wondolowski (three times)

AT&T GOAL OF THE WEEK

Chris Wondolowski, Geovanni

NAPA SAVE OF THE WEEK

Jason Hernandez, Joe Cannon

SEASON END AWARDS

Local

Most Valuable Player -- Chris Wondolowski

Offensive Player of the Year -- Chris Wondolowski

Defensive Player of the Year -- Jon Busch

Andrew Bedard Memorial Spirit of the Game Award/

Humanitarian of the Year -- Jason Hernandez

National

MLS Best XI -- Chris Wondolowski

Budweiser Golden Boot -- Chris Wondolowski

MLS Comeback Player of the Year -- Bobby Convey

THE CLUB

2016 REVIEW

CLUB HISTORY

OPPONENTS

MEDIA INFO

2011 SEASON IN REVIEW

Regular Season Record: 8-12-14, 38 points

Home: 5-4-8; Away: 3-8-6

Overall 2011 Record: 10-13-14

Exhibition: 1-0-0; US Open Cup Play-In: 1-1-0

THE CLUB

2016 REVIEW

CLUB HISTORY

OPPONENTS

MEDIA INFO

Date	Opponent	Score	Result	Attend.	Pts
March 19	REAL SALT LAKE	0-1	L	10,525	0
March 26	at FC Dallas	2-0	W	11,022	3
April 2	SEATTLE SOUNDERS FC	2-2	T	10,276	4
April 9	TORONTO FC	1-1	T	8,928	5
April 16	at New York Red Bulls	0-3	L	14,308	5
April 23	CHIVAS USA	1-2	L	10,525	5
April 30	at Philadelphia Union	0-1	L	18,279	5
May 3	at Portland Timbers*	1-0 (OT)	W	11,412	-
May 11	at Vancouver Whitecaps FC	1-1	T	15,608	6
May 14	COLUMBUS CREW	3-0	W	9,142	9
May 21	NEW ENGLAND REVOLUTION	2-1	W	9,736	12
May 24	CHICAGO FIRE*	2-2 (4-5 PK)	L	4,124	-
May 28	at Chicago Fire	2-2	T	4,124	13
June 4	HOUSTON DYNAMO	2-0	W	9,270	16
June 11	at D.C. United	4-2	W	14,105	19
June 17	at Sporting Kansas City	0-1	L	18,467	19
June 25	LA GALAXY	0-0	T	10,872	20
July 2	NEW YORK RED BULLS^	2-2	T	41,028	21
July 6	at Chivas USA	0-2	L	9,425	21
July 9	PHILADELPHIA UNION	0-0	T	9,794	22
July 12	WEST BROMWICH ALBION#	2-1	W	6,872	-
July 16	at Columbus Crew	0-0	T	14,109	23
July 20	VANCOUVER WHITECAPS FC	2-2	T	8,122	24
July 23	Real Salt Lake	0-4	L	19,429	24
July 30	D.C. UNITED	0-2	L	10,525	24
Aug. 6	PORTLAND TIMBERS	1-1	T	10,525	25
Aug. 13	COLORADO RAPIDS	1-2	L	10,525	25
Aug. 20	at LA Galaxy	0-2	L	27,000	25
Aug. 27	at Toronto FC	1-1	T	21,117	26
Sept. 10	CHICAGO FIRE	2-0	W	10,525	29
Sept. 17	at Houston Dynamo	1-2	L	18,129	29
Sept. 21	at Portland Timbers	1-1	T	18,627	30
Sept. 24	at Colorado Rapids	1-1	T	17,877	31
Oct. 1	SPORTING KANSAS CITY	1-1	T	10,525	32
Oct. 8	at New England Revolution	2-1	W	9,111	35
Oct. 15	at Seattle Sounders FC	1-2	L	64,140	35
Oct. 22	FC DALLAS	4-2	W	10,744	38

* = US Open Cup Play-In

^ = Played at Stanford Stadium

= Friendly



STATISTICAL LEADERS

Goals

Chris Wondolowski	16
Simon Dawkins	6

Assists

Steven Beitashour	7
Khari Stephenson	4

GW Goals

Chris Wondolowski	5
Three tied with 1	

Shots

Chris Wondolowski	109
Khari Stephenson	78

Shots on Goal

Chris Wondolowski	52
Khari Stephenson	26

Cautions

Ramiro Corrales	7
Two tied with 6	

Appearances

Jon Busch	33
Khari Stephenson	31

Games Started

Jon Busch	33
Chris Wondolowski	30

Minutes Played

Jon Busch	2,970
Chris Wondolowski	2,672

Fouls Committed

Khari Stephenson	41
Brad Ring	33

Fouls Suffered

Steven Lenhart	36
Ramiro Corrales	31

Corner Kicks

Bobby Convey	40
Rafael Baca	21

GOALKEEPERS

Appearances

Jon Busch	33
-----------------	----

Games Started

Jon Busch	33
-----------------	----

Saves

Jon Busch	113
-----------------	-----

Goals-Against Average

Jon Busch	1.33
-----------------	------

2011 SEASON IN REVIEW

FINAL 2011 REGULAR SEASON INDIVIDUAL STATS

UNF	POS	PLAYER	GP	GS	MIN	G	A	SHT	SOG	FC	FS	OFF	CK	C	E
8	F	Chris Wondolowski	30	30	2672	16	3	109	52	29	24	27	0	3	0
10	M	Simon Dawkins	26	19	1773	6	2	63	20	15	29	4	18	2	0
7	M	Khari Stephenson	31	27	2256	5	4	78	26	41	18	5	0	3	0
24	F	Steven Lenhart	14	13	1163	5	3	34	14	30	36	12	0	6	0
16	F	*Alan Gordon	2	1	107	1	0	2	2	7	0	4	0	1	0
12	D	Ramiro Corrales	29	29	2552	2	2	29	4	28	31	3	1	7	0
30	M	Rafael Baca	15	11	1046	1	3	12	4	12	10	2	21	2	0
17	M	Joey Gjertsen	18	13	977	1	3	21	6	7	11	1	19	0	0
11	M	Bobby Convey	21	19	1766	1	2	17	4	28	18	3	40	5	0
14	M	*Brandon McDonald	11	8	695	1	0	1	1	7	6	0	0	2	1
25	F	Ellis McLoughlin	10	0	167	1	0	7	2	9	2	0	0	0	0
33	D	Steven Beitashour	19	19	1655	0	7	4	2	16	12	1	0	3	1
19	M	*Jacob Peterson	9	5	436	0	2	1	0	3	5	0	16	1	0
23	M	Anthony Ampaipitakwong	12	5	546	0	2	4	2	7	1	0	19	0	0
4	M	Sam Cronin	27	22	1903	0	2	21	2	29	10	0	8	6	1
19	F	*Ryan Johnson	14	12	1087	0	2	20	5	17	12	9	1	3	0
1	G	David Bingham	1	1	90	0	1	0	0	0	0	0	0	0	0
2	D	Bobby Burling	23	23	2041	0	1	11	2	22	16	0	0	4	2
3	D	Chris Leitch	14	12	1115	0	1	1	1	8	9	1	0	3	0
5	M	Brad Ring	21	17	1600	0	1	11	2	33	25	0	0	7	0
27	D	*Nana Attakora	6	5	383	0	0	3	0	5	3	0	0	1	0
18	G	Jon Busch	33	33	2970	0	0	0	0	0	4	0	0	1	0
14	F	Maxwell Griffin	4	0	46	0	0	0	0	0	0	3	0	0	0
21	D	Jason Hernandez	28	28	2491	0	0	0	0	24	14	0	0	4	0
22	M	Omar Jasseh	1	0	13	0	0	0	0	0	0	0	0	0	0
32	F	Matt Luzunaris	6	0	63	0	0	1	0	3	2	1	0	0	0
15	D	Justin Morrow	9	9	810	0	0	2	0	8	5	1	0	1	0
6	D	Ike Opara	8	5	485	0	0	3	0	10	4	3	0	1	0
9	F	Scott Sealy	11	6	419	0	0	3	0	3	8	5	0	0	0
20	D	Tim Ward	3	2	225	0	0	1	0	0	6	0	0	0	0
14	F	Edmundo Zura	1	0	19	0	0	1	0	0	0	0	0	0	0
13	G	Andrew Weber	0	0	0	0	0	0	0	0	0	0	0	0	0
Team totals			34	34	3060	40	41	460	151	401	351	85	143	66	5
Opponent totals			34	34	3060	45	45	501	165	351	401	130	180	45	4

GAME-WINNING GOALS: Chris Wondolowski 5, Steven Lenhart 1, Simon Dawkins 1, Bobby Convey 1
GAME-WINNING ASSISTS: Brad Ring 1, Steven Lenhart 1, Chris Leitch 1, Ryan Johnson 1, Simon Dawkins 1, Sam Cronin 1, Steven Beitashour 1, Rafael Baca 1
PENALTY KICK GOALS/ATTEMPTS: Chris Wondolowski 1-2

SAN JOSE EARTHQUAKES INDIVIDUAL GOALKEEPING

UNF	POS	GOALKEEPER	GP	GS	MIN	SHTS	SV	GA	GAA	PG	PA	W	L	T	SO
1	G	David Bingham	1	1	90	5	4	1	1.00	0	0	1	0	0	0
18	G	Jon Busch	33	33	2970	160	113	44	1.33	4	4	7	12	14	7
Team totals			34	34	3060	165	117	45	1.32	4	4	8	12	14	7
Opponent totals			34	34	3060	151	111	40	1.18	1	2	12	8	14	11

* = Played with other teams in 2011. Only San Jose Earthquakes statistics listed here.

COACHES

COACH	W	L	T	PCT.	PTS.
Frank Yallop	8	12	14	.441	36

Home Attendance (MLS Regular Season Games Only): 216,496 (14 games)
Home Average (MLS Regular Season Games Only): 15,464

MLS ALL-STAR

Chris Wondolowski

PLAYER OF THE MONTH

Chris Wondolowski (October)

PLAYER OF THE WEEK

Steven Lenhart (Week 13)
 Chris Wondolowski (three times)

SEASON END AWARDS

Local

Most Valuable Player -- Chris Wondolowski
 Offensive Player of the Year -- Chris Wondolowski
 Defensive Player of the Year -- Jon Busch
 Andrew Bedard Memorial Spirit of the Game Award/
 Humanitarian of the Year -- Chris Wondolowski

National

MLS Best XI -- Chris Wondolowski

THE CLUB

2016 REVIEW

CLUB HISTORY

OPPONENTS

MEDIA INFO

2012 SEASON IN REVIEW

THE CLUB

2016 REVIEW

CLUB HISTORY

OPPONENTS

MEDIA INFO

Regular Season Record: 19-6-9, 66 points
Home: 10-1-6; **Away:** 9-5-3
Overall 2012 Record: 23-8-10; **Exhibition:** 1-0-1; **US Open Cup:** 2-1-0;
MLS Cup Playoffs: 1-1-0

Date	Opponent	Score	Result	Attend.	Pts
March 10	NEW ENGLAND REVOLUTION	1-0	W	10,525	3
March 17	HOUSTON DYNAMO ^{AA}	0-1	L	21,816	3
March 24	at Toronto FC	3-0	W	20,070	6
March 31	at Seattle Sounders	1-0	W	38,458	9
April 7	VANCOUVER WHITECAPS FC	3-1	W	10,525	12
April 14	at New York Red Bulls	2-2	T	17,114	13
April 21	REAL SALT LAKE	3-1	W	10,202	16
April 28	at Philadelphia Union	2-1	W	18,581	19
May 2	D.C. UNITED	5-3	W	8,734	22
May 5	at Vancouver Whitecaps	1-2	L	19,271	22
May 13	CHIVAS USA	1-1	T	9,619	23
May 19	COLUMBUS CREW	1-1	T	10,256	24
May 23	at LA Galaxy	3-2	W	16,512	27
May 27	at Sporting Kansas City	1-2	L	19,972	27
May 29	FT. LAUDERDALE STRIKERS*	2-1	W	-	-
June 5	MINNESOTA STARS FC*	1-0	W	-	-
June 20	at Colorado Rapids	2-1	W	13,080	30
June 23	at Real Salt Lake	2-1	W	18,050	33
June 26	SEATTLE SOUNDERS & LA GALAXY ^A	0-1	L	-	-
June 30	LA GALAXY ^A	4-3	W	50,391	36
July 3	at Portland Timbers	1-2	L	20,438	36
July 7	at FC Dallas	0-0	T	10,132	37
July 14	REAL SALT LAKE	5-0	W	10,744	40
July 18	FC DALLAS	2-1	W	9,481	43
July 22	at Vancouver Whitecaps	2-1	L	20,112	43
July 28	CHICAGO FIRE	1-1	T	10,525	44
July 31	SWANSEA CITY#	2-2	T	-	-
August 11	SEATTLE SOUNDERS FC	2-1	W	10,744	47
August 18	at Montreal Impact	1-3	L	19,431	47
August 25	COLORADO RAPIDS	4-1	W	10,525	50
Sept. 2	CHIVAS USA	4-0	W	10,525	53
Sept. 6	SAN LUIS FC#	1-0	W	-	-
Sept. 15	at Chivas USA	2-0	W	11,317	56
Sept. 19	PORTLAND TIMBERS	2-2	T	9,877	57
Sept. 22	at Seattle Sounders	2-1	W	38,948	60
Sept. 29	FC DALLAS	3-3	T	10,744	61
October 6	at Colorado Rapids	4-1	W	15,232	64
October 21	LA GALAXY	2-2	T	10,744	65
October 27	at Portland Timbers	1-1	T	20,438	66
November 4	at LA Galaxy%	1-0	W	27,000	-
November 7	LA GALAXY%	1-3	L	10,744	-

* = US Open Cup at Cagan Stadium, Stanford; & = US Open Cup at Kezar Stadium, San Francisco; ^A = Played at Stanford Stadium; ^{AA} = Played at AT&T Park; # = Friendly; % = MLS Cup Playoffs



STATISTICAL LEADERS

Goals	Chris Wondolowski 27
	Alan Gordon 13
Assists	Marvin Chavez 13
	Four Tied 7
GW Goals	Chris Wondolowski 11
	Alan Gordon 4
Shots	Chris Wondolowski 127
	Simon Dawkins 65
Shots on Goal	Chris Wondolowski 55
	Steven Lenhart 33
Cautions	Three Tied 7
Appearances	Three Tied 33
Games Started	Two Tied 33
Minutes Played	Justin Morrow 2,970
	Steven Beitashour 2,955
Fouls Committed	Alan Gordon 54
	Steven Lenhart 52
Fouls Suffered	Steven Lenhart 46
	Two Tied 35
Corner Kicks	Marvin Chavez 82
	Shea Salinas 32
GOALKEEPERS	
Appearances	Jon Busch 32
Games Started	Jon Busch 32
Saves	Jon Busch 77
Goals-Against Average	Jon Busch 1.27

2012 SEASON IN REVIEW

FINAL 2012 REGULAR SEASON INDIVIDUAL STATS

UNF	POS	PLAYER	GP	GS	MIN	G	A	SHT	SOG	FC	FS	OFF	CK	C	E
8	F	Chris Wondolowski	32	31	2813	27	7	127	55	19	25	28	0	3	0
16	F	Alan Gordon	23	13	1297	13	7	43	25	54	35	15	0	7	1
24	F	Steven Lenhart	26	18	1623	10	2	64	33	52	46	27	1	7	1
10	M	Simon Dawkins	27	21	1847	8	1	65	24	26	35	3	15	2	0
81	M	Marvin Chavez	27	23	1910	3	13	42	14	38	32	5	82	5	0
12	D	Ramiro Corrales	22	19	1667	2	7	20	6	21	21	1	3	7	1
7	M	Khari Stephenson	27	10	1052	2	3	31	10	28	3	1	0	2	0
26	D	Victor Bernardez	24	24	2088	2	1	19	4	30	17	1	0	6	0
6	M	Shea Salinas	19	11	1099	1	7	17	5	16	10	1	32	1	0
4	M	Sam Cronin	31	30	2578	1	6	25	3	27	21	0	1	3	0
30	M	Rafael Baca	33	31	2551	1	4	24	7	22	33	4	23	4	0
15	D	Justin Morrow	33	33	2970	1	4	6	2	25	30	0	0	2	0
11	M	Mehdi Ballouchy (TOT)	22	14	1116	1	2	15	3	22	20	0	19	3	0
11	M	Mehdi Ballouchy (SJ)	6	4	266	0	0	2	0	5	3	0	10	0	0
33	D	Steven Beitashour	33	33	2955	0	6	11	2	29	30	1	4	6	0
11	M	Tressor Moreno	12	6	557	0	3	3	0	3	6	0	13	1	0
19	F	Sam Garza	6	0	102	0	1	4	0	3	3	0	0	1	0
21	D	Jason Hernandez	25	23	2090	0	1	3	0	14	10	0	0	1	2
14	F	Jean-Marc Alexandre	2	0	8	0	0	0	0	2	0	0	0	0	0
1	G	David Bingham	3	2	225	0	0	0	0	0	0	0	0	0	0
18	G	Jon Busch	32	32	2835	0	0	0	0	1	5	0	0	0	0
9	F	Sercan Guvenisik	5	1	87	0	0	3	0	2	2	1	0	0	0
55	D	Ike Opara	16	7	763	0	0	8	2	11	11	2	0	0	0
27	F	Cesar Diaz Pizarro	1	0	29	0	0	0	0	1	0	1	0	0	0
5	M	Brad Ring	2	1	76	0	0	0	0	1	1	0	0	0	0
28	D	Jed Zayner	1	1	72	0	0	0	0	0	1	0	0	0	0
17	M	Joey Gjertsen	0	0	0	0	0	0	0	0	0	0	0	0	0
2	M	Jacob Hustedt	0	0	0	0	0	0	0	0	0	0	0	0	0
13	G	Evan Newton	0	0	0	0	0	0	0	0	0	0	0	0	0
20	F	Marcus Tracy	0	0	0	0	0	0	0	0	0	0	0	0	0
20	D	Tim Ward	0	0	0	0	0	0	0	0	0	0	0	0	0
		Own-goals received	1												
		Team totals	34	34	3060	72	73	517	192	440	410	91	185	58	5
		Opponent totals	34	34	3060	43	40	440	135	410	440	53	165	61	5

GAME-WINNING GOALS: Chris Wondolowski 11, Alan Gordon 4, Steven Lenhart 2, Simon Dawkins 1, Victor Bernardez 1
GAME-WINNING ASSISTS: Ramiro Corrales 3, Marvin Chavez 3, Rafael Baca 3, Shea Salinas 2, Justin Morrow 2, Alan Gordon 2, Sam Cronin 2, Steven Beitashour 2, Jason Hernandez 1, Victor Bernardez 1
PENALTY KICK GOALS/ATTEMPTS: Chris Wondolowski 5-7, Khari Stephenson 1-1

SAN JOSE EARTHQUAKES INDIVIDUAL GOALKEEPING

UNF	POS	GOALKEEPER	GP	GS	MIN	SHTS SV	GA	GAA	PG	PA	W	L	T	SO
1	G	David Bingham	3	2	225	12 8	3	1.20	0	0	2	1	0	0
18	G	Jon Busch	32	32	2835	123 77	40	1.27	4	5	17	5	9	7
		Team totals	34	34	3060	135 85	43	1.26	4	5	19	6	9	7
		Opponent totals	34	34	3060	192 116	72	2.12	6	8	6	19	9	2

COACHES

COACH	W	L	T	PCT.	PTS.
Frank Yallop	19	6	9	.691	66

Home Attendance (MLS Regular Season Games Only): 225,977 (17 games)
Home Average (MLS Regular Season Games Only): 13,293

NATIONAL AWARDS

VOLKSWAGEN MLS MVP
Chris Wondolowski

MLS BEST XI

Chris Wondolowski, Victor Bernardez

MLS COACH OF THE YEAR

Frank Yallop

BUDWEISER GOLDEN BOOT

Chris Wondolowski

MLS ALL-STAR

Chris Wondolowski
Steven Beitashour
Justin Morrow
Ramiro Corrales (Commissioner's Pick)
Jon Busch (Inactive Roster)
Marvin Chavez (Inactive Roster)

MLS PLAYER OF THE MONTH

Chris Wondolowski (April)
Chris Wondolowski (June)
Chris Wondolowski (September)
Chris Wondolowski (October)

MLS PLAYER OF THE WEEK

Steven Lenhart (Week 8)
Chris Wondolowski (Week 9)
Chris Wondolowski (Week 19)
Chris Wondolowski (Week 31)

SEASON END AWARDS

Local
Most Valuable Player --
Chris Wondolowski
Andrew Bedard Memorial Spirit of the Game Award/
Humanitarian of the Year -- Shea Salinas
Defensive Player of the Year --
Victor Bernardez

THE CLUB

2016 REVIEW

CLUB HISTORY

OPPONENTS

MEDIA INFO

2013 SEASON IN REVIEW

THE CLUB

2016 REVIEW

CLUB HISTORY

OPPONENTS

MEDIA INFO

Regular Season Record: 14-11-8, 51 points
Home: 11-1-5; **Away:** 3-10-4
Overall 2013 Record: 17-14-8; **Exhibition:** 1-0-0; **US Open Cup:** 0-1-0;
CCL: 2-2-0

Date	Opponent	Score	Result	Attend.	Pts.
March 3	REAL SALT LAKE	0-2	L	10,525	0
March 10	NEW YORK RED BULLS	2-1	W	10,525	3
March 16	at Columbus Crew	1-1	T	16,528	4
March 23	SEATTLE SOUNDERS FC	1-0	W	10,525	7
March 30	at Houston Dynamo	0-2	L	17,415	7
April 6	VANCOUVER WHITECAPS FC	1-1	T	10,525	8
April 14	at Portland Timbers	0-1	L	20,674	8
April 21	PORTLAND TIMBERS	1-1	T	10,525	9
April 27	at Chivas USA	2-2	T	9,732	10
May 4	MONTREAL IMPACT	2-2	T	10,525	11
May 8	TORONTO FC	2-1	W	10,048	14
May 11	at Seattle Sounders FC	0-4	L	38,880	14
May 18	COLORADO RAPIDS	1-1	T	10,525	15
May 25	at FC Dallas	0-1	L	15,063	15
May 28	* at Charleston Battery	0-1	L	--	--
June 1	at Real Salt Lake	0-3	L	19,064	15
June 15	at Colorado Rapids	2-1	W	15,017	18
June 22	at D.C. United	0-1	L	13,149	18
June 29	^ LA GALAXY	3-2	W	50,028	21
July 3	at Chicago Fire	2-3	L	14,815	21
July 6	at New England Revolution	0-2	L	13,732	21
July 13	SEATTLE SOUNDERS FC	1-0	W	10,525	24
July 20	# NORWICH CITY FC	1-0	W	--	--
July 27	PORTLAND TIMBERS	2-1	W	10,525	27
August 3	CHIVAS USA	2-0	W	10,525	30
August 7	% at Montreal Impact	0-1	L	--	--
August 10	at Vancouver Whitecaps FC	0-2	L	20,151	30
August 18	SPORTING KANSAS CITY	1-0	W	10,525	33
August 24	at FC Dallas	2-2	T	14,920	34
August 28	%& at CD Heredia	0-1	L	--	--
August 31	at LA Galaxy	0-3	L	27,000	34
Sept. 8	PHILADELPHIA UNION	1-0	W	10,034	37
Sept. 14	VANCOUVER WHITECAPS FC	0-0	T	10,525	38
Sept. 17	% MONTREAL IMPACT	3-0	W	--	--
Sept. 21	at Real Salt Lake	2-1	W	20,504	41
Sept. 29	at Chivas USA	1-0	W	7,751	44
October 9	COLORADO RAPIDS	1-0	W	10,525	47
October 20	at LA Galaxy	0-0	T	25,418	48
October 23	% CD HEREDIA	1-0	W	--	--
October 26	FC DALLAS	2-1	W	10,525	51

* = US Open Cup; & = Played at Cemento Progreso Stadium in Guatemala City; ^ = Played at Stanford Stadium; # = Friendly; % = CONCACAF Champions League



STATISTICAL LEADERS

Goals
 Chris Wondolowski 11
 Three Tied 4

Assists
 Shea Salinas 8
 Sam Cronin 4

GW Goals
 Chris Wondolowski 8
 Steven Lenhart 2

Shots
 Chris Wondolowski 101
 Alan Gordon 40

Shots on Goal
 Chris Wondolowski 44
 Shea Salinas 16

Cautions
 Victor Bernardez 9

Appearances
 Sam Cronin 34

Games Started
 Sam Cronin 34

Minutes Played
 Sam Cronin 2,971
 Jon Busch 2,970

Fouls Committed
 Alan Gordon 53
 Sam Cronin 48

Fouls Suffered
 Steven Lenhart 39
 Rafael Baca 35

Corner Kicks
 Shea Salinas 123
 Marvin Chavez 45

GOALKEEPERS

Appearances
 Jon Busch 33

Games Started
 Jon Busch 33

Saves
 Jon Busch 101

Goals-Against Average
 Jon Busch 1.24

2013 SEASON IN REVIEW

FINAL 2013 REGULAR SEASON INDIVIDUAL STATS

UNF	POS	PLAYER	GP	GS	MIN	G	A	SHT	SOG	FC	FS	OFF	CK	C	E
8	F	Chris Wondolowski	29	29	2610	11	3	101	44	33	33	14	1	5	0
24	F	Alan Gordon	24	17	1436	4	3	40	14	53	33	23	0	7	1
16	F	Steven Lenhart	21	14	1322	4	2	35	13	36	39	13	1	7	1
14	F	Adam Jahn	22	11	1059	4	0	29	10	16	9	5	0	1	0
6	M	Shea Salinas	28	24	1982	2	8	35	16	21	30	4	123	1	0
4	M	Sam Cronin	34	34	2971	2	4	28	7	48	25	0	19	4	0
10	M	Walter Martinez	15	10	919	2	2	16	5	15	30	5	1	1	0
33	D	Steven Beitashour	27	27	2426	1	3	5	1	23	22	0	0	0	0
7	M	Cordell Cato	20	10	1030	1	2	19	5	13	19	1	0	0	0
15	D	Justin Morrow	26	21	1937	1	2	7	1	16	14	1	0	1	1
26	D	Victor Bernardez	25	25	2233	1	1	17	4	24	18	1	0	9	2
81	M	Marvin Chavez	15	12	1053	1	1	22	4	22	18	9	45	2	1
30	M	Rafael Baca	31	28	2379	0	2	30	7	17	35	5	2	6	1
12	M	Ramiro Corrales	12	11	870	0	2	14	2	13	13	1	2	3	0
23	D	Nana Attakora	8	7	657	0	1	6	0	5	8	2	0	0	0
3	D	Dan Gargan	8	6	591	0	1	3	0	8	8	0	0	1	0
19	M	Jaime Alas	5	1	117	0	0	1	0	0	3	0	2	0	0
11	M	Mehdi Ballouchy	5	1	118	0	0	1	0	2	3	0	2	1	0
1	G	David Bingham	1	1	90	0	0	0	0	0	0	0	0	0	0
18	G	Jon Busch	33	33	2970	0	0	0	0	0	2	0	0	1	0
9	F	Mike Fucito	7	2	228	0	0	8	1	8	2	1	0	2	0
17	F	Sam Garza	5	0	93	0	0	3	1	0	0	0	3	0	0
44	D	Clarence Goodson	9	9	791	0	0	9	3	4	9	0	0	4	0
2	D	Ty Harden	7	7	596	0	0	3	0	5	3	0	0	1	0
21	D	Jason Hernandez	21	19	1680	0	0	0	0	13	9	0	0	2	0
5	D	*Brad Ring	3	3	270	0	0	1	0	1	1	0	0	0	0
22	D	Jordan Stewart	12	12	1080	0	0	4	1	12	13	0	0	0	0
20	F	Marcus Tracy	5	0	58	0	0	2	1	3	0	1	0	0	0
	M	Peter McGlynn	0	0	0	0	0	0	0	0	0	0	0	0	0
25	D	Tommy Muller	0	0	0	0	0	0	0	0	0	0	0	0	0
13	G	Evan Newton	0	0	0	0	0	0	0	0	0	0	0	0	0
		Own-goals received				1									
		Team totals	34	34	3060	35	37	439	140	411	425	86	201	59	7
		Opponent totals	34	34	3060	42	42	437	150	425	411	56	148	53	5

GAME-WINNING GOALS: Chris Wondolowski 8, Steven Lenhart 2, Shea Salinas 1, Walter Martinez 1, Alan Gordon 1, Sam Cronin 1

GAME-WINNING ASSISTS: Shea Salinas 4, Steven Lenhart 2, Sam Cronin 2, Steven Beitashour 2, Walter Martinez 1, Marvin Chavez 1, Victor Bernardez 1, Rafael Baca 1

PENALTY KICK GOALS/ATTEMPTS: Chris Wondolowski 1-1, Victor Bernardez 1-1

SAN JOSE EARTHQUAKES INDIVIDUAL GOALKEEPING

UNF	POS	GOALKEEPER	GP	GS	MIN	SHTS	SV	GA	GAA	PG	PA	W	L	T	SO
1	G	David Bingham	1	1	90	8	7	1	1.00	0	0	1	0	0	0
18	G	Jon Busch	33	33	2970	142	101	41	1.24	3	3	13	11	9	9
		Team totals	34	34	3060	150	108	42	1.24	3	3	14	11	9	9
		Opponent totals	34	34	3060	140	100	35	1.03	2	2	11	14	9	12

* = Played with other teams in 2013. Only San Jose Earthquakes statistics listed here.

COACHES

COACH	W	L	T	PCT.	PTS.
Frank Yallop	3	6	6	.400	15
Mark Watson	11	5	3	.658	36

Home Attendance (MLS Regular Season Games Only): 217,009 (17 games)

Home Average (MLS Regular Season Games Only): 12,765

NATIONAL AWARDS

MLS PLAYER OF THE WEEK

Alan Gordon (Week 18)
Steven Lenhart (Week 30)

MLS GOAL OF THE WEEK

Chris Wondolowski (Week 4)

SEASON END AWARDS

Local

Most Valuable Player -- Sam Cronin
Defensive Player of the Year -- Jon Busch
Humanitarian of the Year -- Justin Morrow
Golden Boot - Chris Wondolowski

THE CLUB

2016 REVIEW

CLUB HISTORY

OPPONENTS

MEDIA INFO

2014 SEASON IN REVIEW

THE CLUB

2016 REVIEW

CLUB HISTORY

OPPONENTS

MEDIA INFO

Regular Season Record: 6-16-12, 30 points
Home: 5-6-6; **Away:** 1-10-6
Overall 2014: 8-18-14; **Exhibition:** 1-0-0; **US Open Cup:** 1-1-0; **CCL:** 0-0-2;
Copa Euroamericana: 0-1-0

Date	Opponent	Score	Result	Attend	Pts.
March 11	\$ DEPORTIVO TOLUCA FC	1-1	T	--	1
March 15	REAL SALT LAKE	3-3	T	10,525	1
March 19	\$ at Deportivo Toluca FC	1(5)-(4)1	L	--	1
March 22	at Sporting Kansas City	0-1	L	19,368	1
March 29	NEW ENGLAND REVOLUTION	1-2	L	10,525	1
April 13	COLUMBUS CREW	1-1	T	10,525	2
April 19	at Colorado Rapids	0-0	T	12,306	3
April 26	CHIVAS USA	1-0	W	10,525	6
May 3	at Vancouver Whitecaps FC	2-3	L	21,000	6
May 7	COLORADO RAPIDS	0-0	T	9,388	7
May 10	FC DALLAS	2-1	W	10,525	10
May 17	at Seattle Sounders FC	0-1	L	49,746	10
May 25	HOUSTON DYNAMO	3-0	W	10,525	13
May 31	at FC Dallas	2-1	W	15,682	16
June 7	at Toronto FC	0-1	L	22,591	16
June 11	& SACRAMENTO REPUBLIC FC	2-1	W	--	--
June 24	& at Seattle Sounders FC	1(4)-(1)1	L	--	--
June 28	# LA GALAXY	0-1	L	50,006	16
July 2	CHIVAS USA	0-1	L	9,114	16
July 11	D.C. UNITED	1-2	L	10,525	16
July 19	at New York Red Bulls	1-1	T	20,001	17
July 23	CHICAGO FIRE	5-1	W	10,525	20
July 27	~ ATLETICO MADRID	0(3)-(4)0	L	--	--
August 2	* SEATTLE SOUNDERS FC	1-0	W	48,765	23
August 8	at LA Galaxy	2-2	T	19,719	24
August 16	FC DALLAS	0-5	L	10,525	24
August 20	SEATTLE SOUNDERS FC	1-1	T	38,909	25
August 24	at Philadelphia Union	2-4	L	17,421	25
August 30	REAL SALT LAKE	1-1	T	10,525	26
Sept. 7	at Portland Timbers	3-3	T	20,184	27
Sept. 10	at Vancouver Whitecaps FC	0-2	L	17,183	27
Sept. 14	LA GALAXY	1-1	T	10,525	28
Sept. 20	at Montreal Impact	0-2	L	15,800	28
Sept. 27	at Colorado Rapids	1-1	T	15,634	29
October 4	PORTLAND TIMBERS	1-2	L	10,525	29
October 8	at Portland Timbers	0-3	L	20,814	29
October 11	at Real Salt Lake	0-2	L	20,701	29
October 14	% CDS VIDA	2-1	W	--	--
October 18	VANCOUVER WHITECAPS FC	0-0	T	10,525	30
October 26	at Chivas USA	0-1	L	5,571	30

Bold – Home Game

Match at Stanford Stadium; * Match at Levi's Stadium; % International friendly; & U.S. Open Cup (home leg at Kezar Stadium); \$ CONCACAF Champions League; ? U.S. Open Cup at Starfire Sports Complex; ~ Copa Euroamericana at Candlestick Park



STATISTICAL LEADERS

Goals

Chris Wondolowski 14
 Atiba Harris 4

Assists

Shea Salinas 8
 Chris Wondolowski 4

GW Goals

Yannick Djalo 2
 Three players 1

Shots

Chris Wondolowski 77
 Yannick Djalo 36

Shots on Goal

Chris Wondolowski 36
 Atiba Harris 15

Cautions

Victor Bernardez 6

Appearances

Jon Busch 34

Games Started

Jon Busch 34

Minutes Played

Jon Busch 3,060
 Sam Cronin 2,627

Fouls Committed

Atiba Harris 46
 Two players 36

Fouls Suffered

Steven Lenhart 42
 Yannick Djalo 26

Corner Kicks

Shea Salinas 71
 Sam Cronin 26

GOALKEEPERS

Appearances

Jon Busch 34

Games Started

Jon Busch 34

Saves

Jon Busch 137

Goals-Against Average

Jon Busch 1.47

2014 SEASON IN REVIEW

FINAL 2014 REGULAR SEASON INDIVIDUAL STATS

UNF	POS	PLAYER	GP	GS	MIN	G	A	SHT	SOG	FC	FS	OFF	CK	C	E
8	F	Chris Wondolowski	26	26	2340	14	4	77	36	24	33	18	0	2	0
23	F	Atiba Harris	24	19	1585	4	2	31	15	46	34	5	0	4	0
7	M	Cordell Cato	27	16	1577	3	2	20	8	14	12	3	6	2	0
10	M	Yannick Djalo	18	13	1136	3	2	36	7	11	36	1	1	2	0
9	M	Khari Stephenson	19	11	1080	2	2	34	8	15	12	1	0	0	0
5	D	Victor Bernardez	26	25	2231	2	1	8	4	29	22	1	0	6	0
4	M	Sam Cronin	31	30	2627	2	0	26	6	36	18	1	26	5	0
6	M	Shea Salinas	31	30	2470	1	8	26	9	31	30	4	71	3	1
11	M	Matias Perez Garcia	6	4	384	1	1	10	3	5	16	0	11	0	0
24	F	Steven Lenhart	11	10	905	1	1	31	12	16	42	5	1	5	0
80	M	Jean-Baptiste Pierazzi	24	23	1982	1	0	17	6	24	12	1	0	3	0
18	G	Jon Busch	34	34	3060	0	1	0	0	0	5	0	0	0	0
44	D	Clarence Goodson	10	10	900	0	1	8	1	10	15	0	0	2	0
3	D	Jordan Stewart	30	29	2593	0	1	9	0	36	26	1	0	5	0
26	D	Brandon Barklage	13	10	908	0	0	2	0	12	7	0	0	2	0
20	D	Shaun Francis	20	16	1436	0	0	7	1	29	7	0	0	5	0
19	F	Mike Fucito	8	0	95	0	0	0	0	5	1	1	1	1	0
17	M	Sam Garza	1	0	10	0	0	0	0	0	0	0	0	0	0
16	F	*Alan Gordon	15	6	665	0	0	17	4	17	20	9	0	3	0
77	D	Andreas Gorlitz	3	3	225	0	0	0	0	2	2	0	0	1	0
2	D	Ty Harden	17	13	1226	0	0	5	2	8	5	0	0	1	0
21	D	Jason Hernandez	20	20	1732	0	0	0	0	18	14	0	0	4	0
14	F	Adam Jahn	4	2	186	0	0	4	0	0	6	1	0	0	1
15	M	JJ Koval	22	9	954	0	0	8	1	15	5	0	0	2	0
16	D	Pablo Pintos	6	6	476	0	0	4	1	6	4	0	1	1	1
32	F	Billy Schuler	6	1	137	0	0	4	1	0	4	1	0	0	0
22	M	Tommy Thompson	13	8	690	0	0	6	1	4	20	0	0	0	0
1	G	David Bingham	0	0	0	0	0	0	0	0	0	0	0	0	0
31	G	Billy Knutsen	0	0	0	0	0	0	0	0	0	0	0	0	0
13	G	Bryan Meredith	0	0	0	0	0	0	0	0	0	0	0	0	0
25	D	Tommy Muller	0	0	0	0	0	0	0	0	0	0	0	0	0
		Own-goals received			1										
		Team totals	34	34	3060	35	26	390	126	413	450	53	118	59	3
		Opponent totals	34	34	3060	50	34	546	191	450	413	47	210	51	2

GAME-WINNING GOALS: Yannick Djalo 2, Khari Stephenson 1, Jean-Baptiste Pierazzi 1, Atiba Harris 1

GAME-WINNING ASSISTS: Shea Salinas 2, Chris Wondolowski 1, Khari Stephenson 1

PENALTY KICK GOALS/ATTEMPTS: Chris Wondolowski 1-2, Khari Stephenson 1-1

SAN JOSE EARTHQUAKES INDIVIDUAL GOALKEEPING

UNF	POS	GOALKEEPER	GP	GS	MIN	SHTS	SV	GA	GAA	PG	PA	W	L	T	SO
18	G	Jon Busch	34	34	3060	191	137	50	1.47	8	10	6	16	12	6
		Team totals	34	34	3060	191	137	50	1.47	8	10	6	16	12	6
		Opponent totals	34	34	3060	126	89	35	1.03	2	3	16	6	12	14

* = Played with other teams in 2014. Only San Jose Earthquakes statistics listed here.

COACHES

COACH	W	L	T	PCT.	PTS.
Mark Watson	6	15	11	.359	29

Home Attendance (MLS Regular Season Games Only): 217,009 (17 games)

Home Average (MLS Regular Season Games Only): 12,765

NATIONAL AWARDS

MLS GOAL OF THE WEEK
Yannick Djalo (Week 20)

SEASON END AWARDS

Local
Most Valuable Player -- Chris Wondolowski
Defensive Player of the Year -- Jon Busch
Humanitarian of the Year -- Shea Salinas

THE CLUB

2016 REVIEW

CLUB HISTORY

OPPONENTS

MEDIA INFO

2015 SEASON IN REVIEW

THE CLUB

2016 REVIEW

CLUB HISTORY

OPPONENTS

MEDIA INFO

Regular Season Record: 13-13-8, 47 points
Home: 8-3-6; **Away:** 5-10-2
Overall 2015: 14-16-8; **Exhibition:** 0-0-0; **US Open Cup:** 1-1-0; **CCL:** 0-0-0;
International Champions Cup: 0-2-0

Date	Opponent	Score	Result	Attend.	Pts.
March 7	at FC Dallas	0-1	L	15,236	0
March 14	at Seattle Sounders FC	3-2	W	39,175	3
March 22	CHICAGO FIRE	2-1	W	18,000	6
March 28	at New England Revolution	1-2	L	10,668	6
April 5	REAL SALT LAKE	0-1	L	18,000	6
April 11	VANCOUVER WHITECAPS FC	1-0	W	18,000	9
April 17	at New York Red Bulls	0-2	L	16,406	9
May 1	at Real Salt Lake	1-1	T	19,715	10
May 5	at Houston Dynamo	1-0	W	16,018	13
May 8	at Colorado Rapids	1-1	T	14,169	14
May 16	COLUMBUS CREW SC	2-0	W	18,000	17
May 24	# ORLANDO CITY SC	1-1	T	36,224	18
May 30	at Toronto FC	1-3	L	17,711	18
June 7	FC DALLAS	0-0	T	18,000	19
June 16	\$ SACRAMENTO REPUBLIC FC	2-2 (6-5)	W	13,196	22
June 20	at Seattle Sounders FC	2-0	W	39,971	22
June 27	* LA GALAXY	3-1	W	50,422	25
July 1	\$\$ LA GALAXY	0-1	L	13,329	25
July 5	at Portland Timbers	0-1	L	21,144	--
July 10	HOUSTON DYNAMO	0-2	L	18,000	25
July 14	% CLUB AMERICA	1-2	L	-18,000	25
July 17	at LA Galaxy	2-5	L	27,000	--
July 21	& MANCHESTER UNITED	1-3	L	18,000	25
July 26	at Vancouver Whitecaps FC	1-3	L	20,298	25
Aug. 2	PORTLAND TIMBERS	0-0	T	18,000	26
Aug. 8	at Houston Dynamo	1-2	L	21,876	26
Aug. 14	COLORADO RAPIDS	1-0	W	18,000	29
Aug. 19	at Sporting Kansas City	5-0	W	18,866	32
Aug. 22	at D.C. United	2-0	W	20,043	35
Aug. 28	LA GALAXY	1-0	W	18,000	38
Sept. 5	PHILADELPHIA UNION	1-2	L	18,000	38
Sept. 12	SEATTLE SOUNDERS FC	1-1	T	18,000	39
Sept. 16	MONTREAL IMPACT	1-1	T	18,000	40
Sept. 19	at New York City FC	2-3	L	28,231	40
Sept. 27	REAL SALT LAKE	1-0	W	18,000	43
Oct. 3	VANCOUVER WHITECAPS FC	1-1	T	18,000	44
Oct. 16	SPORTING KANSAS CITY	1-0	W	18,000	47
Oct. 25	at FC Dallas	1-2	L	16,937	47

Bold – Home Game

Match at Levi's Stadium; * Match at Stanford Stadium; \$ U.S. Open Cup Fourth Round at Avaya Stadium; \$\$ U.S. Open Cup Round of 16 at Avaya Stadium; % ICC Match at Avaya Stadium; & ICC Match at Avaya Stadium



STATISTICAL LEADERS

Goals
 Chris Wondolowski 16
 Quincy Amarikwa 6

Assists
 Matias Perez Garcia 7
 Shea Salinas 5

GW Goals
 Clarence Goodson 2
 Sanna Nyassi 2
 Chris Wondolowski 2

Shots
 Chris Wondolowski 91
 Quincy Amarikwa 45

Shots on Goal
 Chris Wondolowski 39
 Quincy Amarikwa 15

Cautions
 Clarence Goodson 7
 Three Players 6

Appearances
 David Bingham 34
 Shea Salinas 34

Games Started
 David Bingham 34
 Marvell Wynne 32

Minutes Played
 David Bingham 3,060
 Marvell Wynne 2,762

Fouls Committed
 Sanna Nyassi 40
 Victor Bernardez 36

Fouls Suffered
 Matias Perez Garcia 84
 Quincy Amarikwa 52

Corner Kicks
 Matias Perez Garcia 127
 Shea Salinas 54

GOALKEEPERS
Appearances
 David Bingham 34

Games Started
 David Bingham 34

Saves
 David Bingham 105

Goals-Against Average
 David Bingham 1.15

2015 SEASON IN REVIEW

FINAL 2015 REGULAR SEASON INDIVIDUAL STATS

UNF	POS	PLAYER	GP	GS	MIN	G	A	SHT	SOG	FC	FS	OFF	CK	C	E
8	F	Chris Wondolowski	31	30	2688	16	2	91	39	28	31	15	0	3	0
25	F	*Quincy AmariKwa	17	17	1462	6	4	45	15	27	52	18	0	1	0
6	M	Shea Salinas	34	29	2621	3	5	36	10	29	30	5	54	2	0
7	D	Cordell Cato	28	18	1814	3	2	18	7	23	14	3	1	0	0
10	M	Matias Perez Garcia	27	25	2032	2	7	31	14	27	84	1	127	2	2
27	M	Fatai Alashe	28	27	2317	2	2	19	5	32	30	4	0	5	1
21	D	Clarence Goodson	28	28	2398	2	2	20	7	25	31	2	0	7	0
17	M	Sanna Nyassi	28	19	1482	2	2	19	5	40	21	3	2	6	0
30	M	Anibal Godoy	10	10	894	2	0	14	4	23	24	0	2	5	0
2	D	*Ty Harden	2	1	123	1	1	1	1	1	0	0	0	0	0
14	F	Adam Jahn	26	9	1005	1	1	21	6	25	14	13	0	1	1
11	F	Innocent	7	6	494	1	0	11	4	8	12	1	0	3	0
4	D	Marvell Wynne	33	32	2762	0	2	5	1	22	17	0	0	1	0
5	D	Victor Bernardez	29	29	2508	0	1	11	0	36	16	1	0	6	1
20	D	Shaun Francis	23	18	1654	0	1	7	3	32	6	3	0	3	0
3	D	Jordan Stewart	14	13	1130	0	1	9	0	23	16	1	0	3	0
23	M	Leandro Barrera	6	1	139	0	0	0	0	3	2	0	0	0	0
1	G	David Bingham	34	34	3060	0	0	0	0	4	3	0	0	3	0
19	F	Mike Fucito	2	0	7	0	0	0	0	0	0	2	0	0	0
15	M	JJ Koval	17	7	738	0	0	11	3	15	9	0	0	0	1
33	M	Marc Pelosi	12	7	653	0	0	9	1	28	9	0	4	6	0
80	M	Jean-Baptiste Pierazzi	3	3	270	0	0	1	0	2	5	0	0	0	0
38	D	Paulo Renato	5	3	366	0	0	1	0	4	4	0	0	0	0
12	F	Mark Sherrod	6	2	232	0	0	4	0	11	2	1	1	1	1
9	M	Khari Stephenson	4	2	211	0	0	5	0	5	0	0	0	0	0
22	M	Tommy Thompson	17	4	465	0	0	15	4	3	9	2	5	1	0
18	G	Tomas Gomez	0	0	0	0	0	0	0	0	0	0	0	0	0
24	F	Steven Lenhart	0	0	0	0	0	0	0	0	0	0	0	0	0
35	G	Bryan Meredith	0	0	0	0	0	0	0	0	0	0	0	0	0
49	M	Matheus Silva	0	0	0	0	0	0	0	0	0	0	0	0	0
Team totals			34	34	3060	41	33	404	129	476	473	75	196	59	7
Opponent totals			34	34	3060	39	33	399	147	473	476	42	179	59	7

GAME-WINNING GOALS: Chris Wondolowski 2, Sanna Nyassi 2, Clarence Goodson 2, Shea Salinas 1, Adam Jahn 1, Ty Harden 1, Anibal Godoy 1, Matias Perez Garcia 1, Innocent 1, Cordell Cato 1

GAME-WINNING ASSISTS: Matias Perez Garcia 4, Shea Salinas 2, Quincy AmariKwa 2, Chris Wondolowski 1, Jordan Stewart 1, Adam Jahn 1, Victor Bernardez 1

PENALTY KICK GOALS/ATTEMPTS: Chris Wondolowski 6-6

SAN JOSE EARTHQUAKES INDIVIDUAL GOALKEEPING

UNF	POS	GOALKEEPER	GP	GS	MIN	SHTS	SV	GA	GAA	PG	PA	W	L	T	SO
1	G	David Bingham	34	34	3060	147	105	39	1.15	4	6	13	13	8	12
Team totals			34	34	3060	147	105	39	1.15	4	6	13	13	8	12
Opponent totals			34	34	3060	129	85	41	1.21	6	6	13	13	8	7

* = Played with other teams in 2015. Only San Jose Earthquakes statistics listed here.

COACHES

COACH	W	L	T	PCT.	PTS.
Dominic Kinnear	13	13	8	.500	47

Home Attendance (MLS Regular Season Games Only): 356,646 (17 games)

Home Average (MLS Regular Season Games Only): 20,979

NATIONAL AWARDS

MLS GOAL OF THE WEEK

Innocent (Week 2)

Matias Perez Garcia (Week 16)

MLS COACH OF THE WEEK

Dominic Kinnear (Week 25)

SEASON END AWARDS

Local

Most Valuable Player -- Chris Wondolowski

Defensive Player of the Year -- Clarence Goodson

Humanitarian of the Year -- Shea Salinas

THE CLUB

2016 REVIEW

CLUB HISTORY

OPPONENTS

MEDIA INFO

ALL-TIME PLAYOFF HISTORY

THE CLUB

ALL-TIME YEAR-BY-YEAR

Year	Record	GF	GA	Home	Away	Neutral
1996	1-2-0	1	4	1-0-0	0-2-0	0-0-0
2001	5-1-0	13	3	2-0-0	2-1-0	1-0-0
2002	0-2-0	2	4	0-1-0	0-1-0	0-0-0
2003	3-1-0	12	8	2-0-0	0-1-0	1-0-0
2004	1-1-0	2	3	1-0-0	0-1-0	0-0-0
2005	0-1-1	2	4	0-0-1	0-1-0	0-0-0
2010	1-2-0	3	3	0-1-0	1-1-0	0-0-0
2012	1-1-0	2	3	0-1-0	1-0-0	0-0-0
Overall	12-11-1	37	32	6-3-1	4-8-0	2-0-0

Bold indicates MLS Cup championship season

2016 REVIEW

ALL-TIME VERSUS

	W	L	T	GF	GA
Chicago Fire	1	0	0	4	2
Colorado Rapids	0	1	0	0	1
Columbus Crew	2	2	0	8	5
Kansas City	2	1	0	5	5
L.A. Galaxy	4	5	1	13	15
Miami Fusion	2	1	0	5	1
New York Red Bulls	1	1	0	3	2
Totals	12	11	1	38	31

CLUB HISTORY

ALL-TIME SCORING

	GP	G	A
Landon Donovan	14	10	6
Manny Lagos	10	4	3
Dwayne De Rosario	13	3	1
Bobby Convey	3	2	1
Richard Mulrooney	11	1	6
Ronnie Ekelund	11	1	4
Troy Dayak	10	1	3
Brian Mullan	8	1	3
Ian Russell	14	1	3
Jeff Agoos	14	1	2
Jamil Walker	5	1	2
Alan Gordon	2	1	0
Victor Bernandez	2	1	0
Justin Morrow	2	0	1

OPPONENTS

POSTSEASON TEAM HIGHS

Goals	5	11/09/2003 vs. LA	W 5-2
Assists	8	11/09/2003 vs. LA	W 5-2
Shots	23	11/09/2003 vs. LA	W 5-2
Shots on Goal	12	10/14/2001 vs. MIA	W 4-0
Fouls Committed	24	10/24/2004 vs. KC	W 2-0
Fouls Suffered	23	09/26/2001 vs. CLB	W 3-0
Corner Kicks	13	10/21/2001 at LA	W 2-1
Offside	9	09/26/1996 vs. LA	W 1-0
Saves	8	11/23/2003 at CHI	W 4-2
Shots Faced	10	11/23/2003 at CHI	W 4-2
Goals Allowed	3	10/30/2004 at KC	L 0-3
	3	10/23/2005 at LA	L 1-3
	3	11/07/2012 vs. LA	L 1-3

MEDIA INFO

ALL-TIME GOALKEEPING

UNF	POS	GOALKEEPER	GP	GS	MIN	SHTS	SV	GA	GAA	PG	PA	W	L	T	SO
1	GK	Joe Cannon	8	8	730	37	28	7	0.86	1	1	5	3	0	3
18	GK	Jon Busch	3	3	270	20	14	3	1.00	0	0	1	2	0	0
1	GK	Dave Salzwedel	3	3	270	22	18	4	1.33	1	1	2	0	0	1
18	GK	Pat Onstad	8	8	753	41	26	15	1.79	0	1	4	3	1	1
		Team totals	22	22	2023	120	86	29	1.25	2	3	11	10	1	5

POSTSEASON HIGHS

Goals	2	Bobby Convey	11/04/2010 at NY	W 3-2
	2	Landon Donovan	09/22/2001 at CLB	W 3-1
	2	Landon Donovan	11/23/2003 at CHI	W 4-2
Assists	3	Richard Mulrooney	11/09/2003 vs. LA	W 5-2
Shots	9	Ricardo Clark	10/23/2005 at LA	L 1-3
Shots on Goal	4	Ricardo Clark	10/23/2005 at LA	L 1-3
Fouls Committed	7	Ben Iroha	09/26/1996 vs. LA	W 1-0
Fouls Suffered	8	Landon Donovan	09/26/2001 vs. CLB	W 3-0
Corner Kicks	13	Richard Mulrooney	10/21/2001 at LA	W 2-1
Offside	5	Brian Ching	10/30/2004 at KC	L 0-3
Saves	8	Pat Onstad	11/23/2003 at CHI	W 4-2
Shots Faced	10	Pat Onstad	11/23/2003 at CHI	W 4-2
Goals Allowed	3	Pat Onstad	10/30/2004 at KC	L 0-3
	3	Pat Onstad	10/23/2005 at LA	L 1-3



ALL-TIME PLAYOFF HISTORY

Quarterfinals Game 1

September 26, 1996

Spartan Stadium, San Jose, Calif.

Attendance: 17,209

1st 2nd Final

San Jose 1 0 1

Los Angeles 0 0 0

Quarterfinals Game 3

October 2, 1996

Rose Bowl, Pasadena, Calif.

Attendance: 30,231

1st 2nd Final

Los Angeles 2 0 2

San Jose 0 0 0

Scoring Summary

Tayt Ianni (Wynalda), 36th

Scoring Summary

Eduardo Hurtado (Razov), 31st
Mauricio Cienfuegos (penalty kick), 36th

San Jose Clash

Dave Salzwedel
Tim Martin
John Doyle
Oscar Dragucevich
Michael Emenalo
Tayt Ianni
Ben Iroha
Jorge Rodas
▶ Jeff Baicher, 46th
Missael Espinoza
▶ Eddie Lewis, 70th
Paul Bravo
Eric Wynalda

Lineups

Los Angeles Galaxy

Jorge Campos
Greg Vanney
Robin Fraser
Dan Calichman
Arash Noamouz
Jorge Salcedo, 46th ◀
Curt Onalfo
John Garvey, 84th ◀
Chris Armas
Mauricio Cienfuegos
Cobi Jones
Jose Vasquez, 67th ◀
Harut Karapetyan
David Kramer, 69th ◀
Eduardo Hurtado

Cautions/Ejections

Eric Wynalda (Caution), 90th

Curt Onalfo (Caution), 30th
Dan Calichman (Caution), 38th
Jorge Salcedo (Caution), 89th

San Jose Clash

Dave Salzwedel
Tim Martin
John Doyle
Ramiro Corrales
▶ Eddie Lewis, 61st
Michael Emenalo
Tayt Ianni
▶ Paul Holocher, 72nd
Ben Iroha
Jorge Rodas
Missael Espinoza
Paul Bravo
Altimont Butler
▶ Jeff Baicher, 72nd

Lineups

Los Angeles Galaxy

Jorge Campos
Greg Vanney
Robin Fraser
Dan Calichman
Curt Onalfo, 41st ◀
Mark Semioli
Jorge Salcedo
Chris Armas
Mauricio Cienfuegos
Cobi Jones
Ante Razov
Harut Karapetyan, 46th ◀
Eduardo Hurtado

Cautions/Ejections

Missael Espinoza (Caution), 25th
Ben Iroha (Caution), 35th

SJ	Statistics	LA
12	Total Shots	12
6	Shots On Goal	7
21	Fouls	15
9	Offside	1
7	Corner Kicks	6
7	Saves	5

SJ	Statistics	LA
14	Total Shots	12
6	Shots On Goal	7
12	Fouls	14
4	Offside	5
10	Corner Kicks	4
5	Saves	4

Quarterfinals Game 2

September 29, 1996

Rose Bowl, Pasadena, Calif.

Attendance: 27,833

1st 2nd Final

Los Angeles 0 2 2

San Jose 0 0 0

Quarterfinals Game 1

September 22, 2001

Crew Stadium, Columbus, Ohio

Attendance: 20,883

1st 2nd Final

Columbus 0 1 1

San Jose 3 0 3

Scoring Summary

Robin Fraser (unassisted), 84th
Eduardo Hurtado (Campos), 90th

Scoring Summary

Landon Donovan (Dayak, Ekelund), 5th
Manny Lagos (Agogo), 31st
Landon Donovan (Agogo), 46th+

Robert Warzycha (penalty kick), 54th

San Jose Clash

Dave Salzwedel
Tim Martin
John Doyle
Oscar Dragucevich
▶ Jeff Baicher, 87th
Michael Emenalo
Tayt Ianni
Jorge Rodas
▶ Altimont Butler, 70th
Missael Espinoza
Ben Iroha
▶ Eddie Lewis, 53th
Paul Bravo
Eric Wynalda

Lineups

Los Angeles Galaxy

Jorge Campos
Greg Vanney
Robin Fraser
Dan Calichman
Mark Semioli
Harut Karapetyan, 63rd ◀
Jorge Salcedo
Chris Armas
Mauricio Cienfuegos
Cobi Jones
Ante Razov
David Kramer, 56th ◀
Eduardo Hurtado

Cautions/Ejections

Michael Emenalo (Caution), 1st
Jorge Rodas (Caution) 22nd
Eric Wynalda (Caution), 28th
Oscar Dragucevich (Caution), 90th

Eduardo Hurtado (Caution), 29th

San Jose Earthquakes

GK Joe Cannon
DEF Jimmy Conrad
DEF Troy Dayak
DEF Jeff Agoos
DEF Wade Barrett
MID Ian Russell
▶ Ramiro Corrales, 72nd
MID Richard Mulrooney
MID Ronnie Ekelund
MID Manny Lagos
▶ Zak Ibsen, 89th
FWD Junior Agogo
▶ Ronald Cerritos, 70th
FWD Landon Donovan

Lineups

Columbus Crew

Tom Presthus GK
Mike Clark DEF
Tenywa Bonseu DEF
Mike Lapper DEF
Ansil Elcock, 63rd ◀
Brian West MID
John Harkes MID
Edson Buddle, 76th ◀
John Wilmar Perez MID
Brian Maisonneuve MID
Mike Duhaney MID
Robert Warzycha, 46th ◀
Dante Washington FWD
Jeff Cunningham FWD

Cautions/Ejections

Wade Barrett (Caution), 19th

Mike Clark (Caution), 24th

SJ	Statistics	LA
12	Total Shots	21
5	Shots On Goal	8
14	Fouls	14
2	Offside	2
8	Corner Kicks	11
6	Saves	3

SJ	Statistics	CLB
6	Total Shots	17
5	Shots On Goal	6
22	Fouls	13
5	Offside	5
3	Corner Kicks	9
4	Saves	2

THE CLUB

2016 REVIEW

CLUB HISTORY

OPPONENTS

MEDIA INFO

ALL-TIME PLAYOFF HISTORY

THE CLUB

2016 REVIEW

CLUB HISTORY

OPPONENTS

MEDIA INFO

Quarterfinals Game 2
September 26, 2001
Spartan Stadium, San Jose, Calif.
Attendance: 10,419

	1st	2nd	Final
San Jose	1	2	3
Columbus	0	0	0

Semifinals Game 2
October 14, 2001
Spartan Stadium, San Jose, Calif.
Attendance: 16,119

	1st	2nd	Final
San Jose	1	3	4
Miami	0	0	0

Scoring Summary

Manny Lagos (Barrett, Donovan), 9th
Ronald Cerritos (Barrett, Corrales), 68th
Landon Donovan (Agoos, Mulrooney), 76th

Scoring Summary

Landon Donovan (Lagos), 16th
Ian Russell (Donovan, Lagos), 57th
Manny Lagos (Mulrooney, Barrett), 69th
Dwayne De Rosario (unassisted), 89th

San Jose Earthquakes	Lineups	Columbus Crew
GK Joe Cannon		Tom Presthus GK
DEF Jimmy Conrad		Mike Clark DEF
DEF Troy Dayak		Tenywa Bonseu DEF
DEF Jeff Agoos		Mike Lapper DEF
DEF Wade Barrett		Daniel Torres, 72nd ◀
MID Ian Russell		Ansil Elcock DEF
▶ Ramiro Corrales, 50th		Edson Buddle, 73rd ◀
MID Richard Mulrooney		Robert Warzycha MID
MID Ronnie Ekelund		John Wilmar Perez MID
MID Manny Lagos		Brian Maisonneuve MID
▶ Zak Ibsen, 71st		John Harkes MID
FWD Junior Agoog		Mike Duhaney MID
▶ Ronald Cerritos, 67th		Brian West, 58th ◀
FWD Landon Donovan		Jeff Cunningham FWD

San Jose Earthquakes	Lineups	Miami Fusion
GK Joe Cannon		Nick Rimando GK
DEF Zak Ibsen		Brian Dunseth DEF
DEF Troy Dayak		Carlos Llamosa DEF
DEF Jeff Agoos		Ivan McKinley DEF
DEF Wade Barrett		Ian Woan MID
MID Ian Russell		Ian Bishop MID
MID Richard Mulrooney		Jim Rooney MID
MID Ronnie Ekelund		Alex Pineda Chacon MID
▶ Dario Brose, 70th		Tyrone Marshall, 70th ◀
MID Manny Lagos		Chris Henderson MID
▶ Ramiro Corrales, 70th		Greg Simmonds, 70th ◀
FWD Ronald Cerritos		Diego Serna FWD
FWD Landon Donovan		Preki FWD
▶ Dwayne De Rosario, 75th		Lazo Alavanja, 58th ◀

Cautions/Ejections

Robert Warzycha (Caution), 30th
Mike Lapper (Caution), 61st
Mike Clark (Caution), 91st+

Cautions/Ejections

Zak Ibsen (Caution), 6th
Zak Ibsen (Ejection), 23rd
Ronald Cerritos (Caution) 26th
Jeff Agoos (Caution), 27th
Landon Donovan (Caution) 54th
Jim Rooney (Caution), 8th
Diego Serna (Ejection), 23rd
Preki (Caution), 57th
Ivan McKinley (Ejection), 74th

SJ	Statistics	CLB
12	Total Shots	7
9	Shots On Goal	2
12	Fouls	24
3	Offside	1
3	Corner Kicks	5
2	Saves	6

SJ	Statistics	MIA
21	Total Shots	6
12	Shots On Goal	2
15	Fouls	12
4	Offside	3
5	Corner Kicks	4
2	Saves	8

Semifinals Game 1

October 10, 2001
Lockhart Stadium, Ft. Lauderdale, Fla.
Attendance: 9,236

	1st	2nd	Final
Miami	0	1	1
San Jose	0	0	0

Semifinals Game 3

October 17, 2001
Lockhart Stadium, Ft. Lauderdale, Fla.
Attendance: 11,242

	1st	2nd	OT	Final
Miami	0	0	0	0
San Jose	0	0	1	1

Scoring Summary

Preki (Rooney, Woan), 53rd

Scoring Summary

Troy Dayak (unassisted), 93rd

San Jose Earthquakes	Lineups	Miami Fusion
GK Joe Cannon		Nick Rimando GK
DEF Jimmy Conrad		Ivan McKinley DEF
DEF Troy Dayak		Carlos Llamosa DEF
DEF Jeff Agoos		Pablo Mastroeni DEF
DEF Wade Barrett		Brian Dunseth, 28th ◀
▶ Ramiro Corrales, 78th		Chris Henderson MID
MID Ian Russell		Ian Bishop MID
▶ Dwayne De Rosario, 70th		Jim Rooney MID
MID Richard Mulrooney		Ian Woan MID
MID Ronnie Ekelund		Lazo Alavanja MID
MID Manny Lagos		Tyrone Marshall, 73rd ◀
FWD Landon Donovan		Alex Pineda Chacon FWD
FWD Junior Agoog		Preki FWD
▶ Ronald Cerritos, 68th		Johnny Torres, 81st ◀

San Jose Earthquakes	Lineups	Miami Fusion
GK Joe Cannon		Nick Rimando GK
DEF Jimmy Conrad		Brian Dunseth DEF
DEF Troy Dayak		Carlos Llamosa DEF
DEF Jeff Agoos		Pablo Mastroeni DEF
DEF Wade Barrett		Lazo Alavanja MID
MID Ian Russell		Ian Bishop MID
▶ Scott Bower, 75th		Jim Rooney MID
MID Richard Mulrooney		Chris Henderson MID
MID Ronnie Ekelund		Ian Woan, 46th ◀
MID Manny Lagos		Alex Pineda Chacon MID
▶ Ramiro Corrales, 56th		Johnny Torres, 78th ◀
FWD Landon Donovan		Diego Serna FWD
FWD Ronald Cerritos		Preki FWD
▶ Dwayne De Rosario, 75th		

Cautions/Ejections

Richard Mulrooney (Caution), 15th
Landon Donovan (Caution), 19th
Ivan McKinley (Caution) 14th
Pablo Mastroeni (Caution), 23rd
Johnny Torres (Ejection), 88th

Cautions/Ejections

Jimmy Conrad (Caution), 26th
Ramiro Corrales (Caution), 90th
Ivan Bishop (Caution), 89th
Ivan Bishop (Caution, Ejection), 22nd
Jim Rooney (Caution), 92nd

SJ	Statistics	MIA
9	Total Shots	10
3	Shots On Goal	5
12	Fouls	19
6	Offside	4
2	Corner Kicks	3
4	Saves	3

SJ	Statistics	MIA
12	Total Shots	8
5	Shots On Goal	5
16	Fouls	12
1	Offside	4
9	Corner Kicks	2
5	Saves	4

ALL-TIME PLAYOFF HISTORY

MLS Cup		1st	2nd	OT	Final
October 21, 2001	San Jose	1	0	1	2
Crew Stadium, Columbus, Ohio	Los Angeles	1	0	0	1
Attendance: 21,626					

Scoring Summary

Landon Donovan (Russell, Mulrooney), 43rd Luis Hernandez (Vanney, Hartman), 21st
Dwayne De Rosario (Ekelund, Ibsen), 96th

San Jose Earthquakes

Lineups
 GK Joe Cannon
 DEF Jimmy Conrad
 DEF Troy Dayak
 DEF Jeff Agoos
 DEF Wade Barrett
 MID Ian Russell
 ▶ Zak Ibsen, 82nd
 MID Richard Mulrooney
 MID Ronnie Ekelund
 MID Ramiro Corrales
 FWD Ronald Cerritos
 ▶ Dwayne De Rosario, 85th
 FWD Landon Donovan

Los Angeles Galaxy

Kevin Hartman GK
 Danny Califf DEF
 Greg Vanney DEF
 Paul Caligiuri DEF
 Adam Frye, 53rd ◀
 Ezra Hendrickson DEF
 Simon Elliott MID
 Mauricio Cienfuegos MID
 Peter Vagenas MID
 Sasha Victorine MID
 Brian Mullan, 75th ◀ FWD
 Luis Hernandez FWD
 Cobi Jones FWD

Cautions/Ejections

Jimmy Conrad (Caution), 28th Paul Caligiuri (Caution), 48th
 Ronnie Ekelund (Caution), 78th Danny Califf (Caution), 76th
 Zak Ibsen (Caution), 83rd

SJ	Statistics	LA
17	Total Shots	10
3	Shots On Goal	2
13	Fouls	14
3	Offside	2
13	Corner Kicks	5
1	Saves	1



Quarterfinals Game 1

September 25, 2002	San Jose	0	1	1
Spartan Stadium, San Jose, Calif.	Columbus	1	1	2
Attendance: 8,069				

Scoring Summary

Landon Donovan (Graziani, Barrett), 54th Edson Buddle (Cunningham, Garcia), 38th
 Freddy Garcia (Cunningham, Buddle), 81st

San Jose Earthquakes

Lineups
 GK Joe Cannon
 DEF Zak Ibsen
 ▶ Dwayne De Rosario, 84th
 DEF Eddie Robinson
 DEF Jeff Agoos
 DEF Wade Barrett
 MID Ian Russell
 ▶ Scott Bower, 85th
 MID Ronnie Ekelund
 MID Ramiro Corrales
 MID Manny Lagos
 FWD Ariel Graziani
 FWD Landon Donovan

Columbus Crew

Jon Busch GK
 Chad McCarty DEF
 Mike Clark DEF
 Brian Dunsath DEF
 Eric Denton DEF
 Edson Buddle DEF
 Brian West, 85th ◀
 Brian Maisonneuve MID
 Kyle Martino, 73rd ◀
 Edson Buddle MID
 Freddy Garcia MID
 Jeff Cunningham FWD
 Daniel Torres, 84th ◀
 Brian McBride FWD

Cautions/Ejections

Ramiro Corrales (Caution), 21st
 Ian Russell (Caution), 77th
 Jeff Agoos (Caution), 78th

SJ	Statistics	CLB
13	Total Shots	9
9	Shots On Goal	6
20	Fouls	16
4	Offside	3
8	Corner Kicks	2
3	Saves	8

THE CLUB

2016 REVIEW

CLUB HISTORY

OPPONENTS

MEDIA INFO

ALL-TIME PLAYOFF HISTORY

THE CLUB

2016 REVIEW

CLUB HISTORY

OPPONENTS

MEDIA INFO

Quarterfinals Game 2
September 28, 2002
Crew Stadium, Columbus, Ohio
Attendance: 13,004

	1st	2nd	Final
Columbus	0	2	2
San Jose	0	1	1

Scoring Summary

Ariel Graziani (Donovan, Lagos), 58th
 Freddy Garcia (Cunningham, Martino), 50th
 Brian McBride (Buddle), 81st

San Jose Earthquakes

Lineups
 GK Joe Cannon
 DEF Jimmy Conrad
 DEF Eddie Robinson
 DEF Jeff Agoos
 DEF Wade Barrett
 MID Manny Lagos
 ▶ Devin Barclay, 84th
 MID Ramiro Corrales
 MID Landon Donovan
 MID Ian Russell
 ▶ Ronnie Ekelund, 77th
 FWD Ariel Graziani
 FWD Dwayne De Rosario
 ▶ Zak Ibsen, 84th

Lineups

Columbus Crew
 GK Jon Busch
 DEF Chad McCarty
 DEF Brian West, 80th ◀
 DEF Mike Clark
 DEF Brian Dunseth
 DEF Eric Denton
 MID Edson Buddle
 MID Duncan Oughton
 MID John Wilmar Perez, 81st ◀
 MID Kyle Martino
 MID Brian Maisonneuve, 66th ◀
 MID Freddy Garcia
 FWD Jeff Cunningham
 FWD Brian McBride

Cautions/Ejections

Eddie Robinson (Caution), 76th
 Mike Clark (Caution), 46th

SJ	Statistics	CLB
13	Total Shots	14
5	Shots On Goal	9
10	Fouls	15
5	Offside	8
6	Corner Kicks	10
7	Saves	4

Western Conference Semifinals Game 1
November 1, 2003
Home Depot Center, Carson, Calif.
Attendance: 20,201

	1st	2nd	Final
Los Angeles	0	2	2
San Jose	0	0	0

Scoring Summary

Sasha Victorine (unassisted), 59th
 Carlos Ruiz (Myung-Bo), 62nd

San Jose Earthquakes

Lineups
 GK Pat Onstad
 DEF Chris Roner
 DEF Troy Dayak
 DEF Jeff Agoos
 DEF Todd Dunivant
 MID Brian Mullan
 MID Ramiro Corrales
 ▶ Craig Waibel, 72nd
 MID Richard Mulrooney
 MID Ian Russell
 FWD Landon Donovan
 FWD Dwayne De Rosario
 ▶ Rodrigo Faria, 21st
 ▶ Jamil Walker, 75th

Lineups

Los Angeles Galaxy
 GK Kevin Hartman
 DEF Danny Califf
 DEF Hong Myung-Bo
 DEF Tyrone Marshall
 DEF Arturo Torres
 MID Ricky Lewis, 92nd+ ◀
 MID Simon Elliott
 MID Peter Vagenas
 MID Sasha Victorine
 MID Chris Albright, 73rd ◀
 MID Cobi Jones
 MID Carlos Ruiz
 FWD Alejandro Moreno

Cautions/Ejections

Brian Mullan (Caution), 22nd
 Craig Waibel (Caution), 77th
 Danny Califf (Caution), 32nd
 Myung-Bo (Caution), 55th

SJ	Statistics	LA
11	Total Shots	11
4	Shots On Goal	5
17	Fouls	18
1	Offside	1
3	Corner Kicks	5
3	Saves	4

Western Conference Semifinals Game 2
November 9, 2003
Spartan Stadium, San Jose, Calif.
Attendance: 14,145

	1st	2nd	OT	Final
San Jose	2	2	1	5
Los Angeles	2	0	0	2

SJ adv. 5-4 on aggregate goals

Scoring Summary

Jeff Agoos 1 (Ekelund 1), 21st
 Landon Donovan 1 (Walker 1, Mulrooney 1), 35th
 Jamil Walker 1 (Mulrooney 2), 50th
 Chris Roner 1 (Mulrooney 3, Dayak 1), 90th
 Rodrigo Faria 1 (Donovan 1, Russell 1) 96th

San Jose Earthquakes

Lineups
 GK Pat Onstad
 DEF Jeff Agoos
 DEF Troy Dayak
 DEF Eddie Robinson
 DEF Craig Waibel
 ▶ Chris Roner, 89th
 MID Ronnie Ekelund
 MID Manny Lagos
 ▶ Ian Russell, 77th
 MID Brian Mullan
 MID Richard Mulrooney
 FWD Landon Donovan
 FWD Jamil Walker
 ▶ Rodrigo Faria, 75th

Lineups

Los Angeles Galaxy
 GK Kevin Hartman
 DEF Danny Califf
 DEF Tyrone Marshall
 DEF Hong Myung-Bo
 DEF Simon Elliott
 DEF Cobi Jones
 MID Arturo Torres
 MID Mauricio Cienfuegos, 90th ◀
 MID Peter Vagenas
 MID Sasha Victorine
 MID Chris Albright, 81st ◀
 FWD Alejandro Moreno
 FWD Carlos Ruiz

Cautions/Ejections

Richard Mulrooney (Caution), 27th
 Brian Mullan (Caution), 51st
 Tyrone Marshall (Caution), 14th
 Kevin Hartman (Caution), 36th

SJ	Statistics	LA
23	Total Shots	10
9	Shots On Goal	6
15	Fouls	16
2	Offside	3
6	Corner Kicks	2
4	Saves	4



ALL-TIME PLAYOFF HISTORY

Western Conference Championship

November 15, 2003

Spartan Stadium, San Jose, Calif.

Attendance: 16,108

	1st	2nd	OT	Final
San Jose	0	2	1	3
Kansas City	0	2	0	2

Scoring Summary

Manny Lagos 1 (Dayak 2, Donovan 2), 61st
 Brian Mullan 1 (Russell 2), 83rd
 Landon Donovan 2 (Ekelund 2), 117th

Igor Simutenkov 2 (Klein 1), 57th
 Chris Klein 2 (Preki 1), 72nd

San Jose Earthquakes

Lineups

GK Pat Onstad
 DEF Jeff Agoos
 DEF Troy Dayak
 DEF Eddie Robinson
 DEF Craig Waibel
 ▶ Dwayne De Rosario, 81st
 MID Ronnie Ekelund
 MID Manny Lagos
 ▶ Ian Russell, 68th
 MID Brian Mullan
 MID Richard Mulrooney
 FWD Landon Donovan
 FWD Jamil Walker
 ▶ Rodrigo Faria, 77th

Kansas City Wizards

Tony Meola GK
 Jimmy Conrad DEF
 Nick Garcia DEF
 Diego Gutierrez DEF
 Stephen Armstrong MID
 Eric Quill, 66th ◀
 Chris Klein MID
 Preki MID
 Carey Talley MID
 Kerry Zavagnin MID
 Wolde Harris FWD
 Davy Arnaud, 91st+ ◀
 Igor Simutenkov FWD
 Josh Wolff, 71st ◀

Cautions/Ejections

Troy Dayak (Caution), 73rd
 Rodrigo Faria (Caution), 112th

Kerry Zavagnin (Caution), 100th

SJ	Statistics	KC
21	Total Shots	13
6	Shots On Goal	4
10	Fouls	16
2	Offside	2
6	Corner Kicks	2
2	Saves	3

Western Conference Semifinals Game 1

October 23, 2004

Spartan Stadium, San Jose, Calif.

Attendance: 8,659

Game 2

October 24, 2004

Spartan Stadium, San Jose, Calif.

Attendance: 8,659

Scoring Summary

Dwayne De Rosario 1 (Donovan 1), 40th
 Craig Waibel 1 (Agoos 1), 52nd

San Jose Earthquakes

Lineups

GK Pat Onstad
 DEF Jeff Agoos
 DEF Ryan Cochrane
 DEF Todd Dunivant
 DEF Craig Waibel
 MID Ramiro Corrales
 MID Landon Donovan
 MID Brian Mullan
 MID Ian Russell
 ▶ Chris Brown, 94th+
 FWD Brian Ching
 FWD Dwayne De Rosario
 ▶ Jamil Walker, 86th

Kansas City Wizards

Bo Oshoniji GK
 Jose Burciaga, Jr. DEF
 Jimmy Conrad DEF
 Nick Garcia DEF
 Alex Zotinca DEF
 Diego Gutierrez MID
 Jack Jewsbury MID
 Diego Walsh, 79th ◀
 Igor Simutenkov MID
 Khari Stephenson, 52nd ◀
 Kerry Zavagnin MID
 Davy Arnaud FWD
 Josh Wolff FWD

Cautions/Ejections

Jeff Agoos (Caution), 24th
 Brian Mullan (Caution), 38th

Igor Simutenkov (Caution), 41st
 Alex Zotinca (Caution), 59th

SJ	Statistics	KC
15	Total Shots	4
7	Shots On Goal	1
24	Fouls	14
2	Offside	3
11	Corner Kicks	5
1	Saves	5

MLS Cup

November 23, 2003

The Home Depot Center, Carson, Calif.

Attendance: 27,000 (sellout)

San Jose

November 23, 2003

The Home Depot Center, Carson, Calif.

Attendance: 27,000 (sellout)

Scoring Summary

Ronnie Ekelund 1 (unassisted), 5th
 Landon Donovan 3 (Walker 2), 38th
 Richard Mulrooney 1 (Mullen 1), 50th
 Landon Donovan 4 (De Rosario 1, Mullen 2), 71st

Chicago Fire

DaMarcus Beasley 1 (Williams 1, Gray 1), 49th
 Own Goal (Roner), 54th

San Jose Earthquakes

Lineups

GK Pat Onstad
 DEF Jeff Agoos
 DEF Troy Dayak
 DEF Eddie Robinson
 DEF Craig Waibel
 ▶ Chris Roner, 51st
 MID Ronnie Ekelund
 MID Manny Lagos
 ▶ Ian Russell, 70th
 MID Brian Mullan
 MID Richard Mulrooney
 FWD Landon Donovan
 FWD Jamil Walker
 ▶ Dwayne De Rosario, 60th

Chicago Fire

Zach Thornton GK
 Carlos Bocanegra DEF
 Jim Curtin DEF
 Nate Jaqua, 81st ◀
 Orlando Perez DEF
 Kelly Gray, 47th+ ◀
 Evan Whitfield DEF
 Chris Armas MID
 DaMarcus Beasley MID
 Jesse Marsch MID
 Andy Williams MID
 Justin Mapp, 70th ◀
 Damani Ralph FWD
 Ante Razov FWD

Cautions/Ejections

Craig Waibel (Caution), 15th
 Eddie Robinson (Caution), 54th

SJ	Statistics	CHI
11	Total Shots	22
8	Shots On Goal	10
14	Fouls	17
3	Offside	4
3	Corner Kicks	13
8	Saves	4



THE CLUB

2016 REVIEW

CLUB HISTORY

OPPONENTS

MEDIA INFO

ALL-TIME PLAYOFF HISTORY

THE CLUB

2016 REVIEW

CLUB HISTORY

OPPONENTS

MEDIA INFO

Western Conference Semifinals Game 2
October 30, 2004
Arrowhead Stadium, Kansas City, Mo.
Attendance: 10,022

	1st	2nd	Final
Kansas City	1	2	3
San Jose	0	0	0

Scoring Summary

Khari Stephenson 1 (Jewsbury 1, Arnaud 1), 26th
 Own Goal (Ching), 48th
 Jack Jewsbury 1 (Simutenkov 1, Burciaga 1), 92nd+

San Jose Earthquakes

GK Pat Onstad
 DEF Jeff Agoos
 DEF Ryan Cochrane
 DEF Todd Dunivant
 DEF Craig Waibel
 MID Ramiro Corrales
 ▶ Eddie Robinson, 94th+
 MID Landon Donovan
 MID Brian Mullan
 MID Richard Mulrooney
 FWD Brian Ching
 FWD Dwayne De Rosario
 ▶ Ian Russell, 61st

Lineups

Kansas City Wizards
 GK Bo Oshoniyi
 DEF Jose Burciaga, Jr.
 DEF Jimmy Conrad
 DEF Nick Garcia
 DEF Alex Zolince
 Taylor Graham, 94th+ ◀
 Jack Jewsbury MID
 Khari Stephenson MID
 Igor Simutenkov, 69th ◀
 Kerry Zavagnin MID
 Diego Walsh, 86th ◀
 Diego Gutierrez MID
 Davy Arnaud FWD
 Josh Wolff FWD

Cautions/Ejections

Landon Donovan (Caution), 43rd
 Jack Jewsbury (Caution), 46th+
 Davy Arnaud (Caution), 56th
 Diego Gutierrez (Caution), 78th

SJ	Statistics	KC
8	Total Shots	14
4	Shots On Goal	6
15	Fouls	21
6	Offside	2
4	Corner Kicks	5
3	Saves	4

Western Conference Semifinals Game 2
October 29, 2005
Spartan Stadium, San Jose, Calif.
Attendance: 17,824

	1st	2nd	Final
San Jose	1	0	1
Los Angeles	0	1	1

LA adv. 4-2 on aggregate goals

Scoring Summary

Brian Ching 1 (Mullan 1), 42nd
 Ned Grabavoy (Donovan 1, Vagenas 1), 67th

San Jose Earthquakes

GK Pat Onstad
 DEF Kelly Gray
 ▶ Kevin Goldthwaite, 74th
 DEF Danny Califf
 DEF Eddie Robinson
 DEF Wade Barrett
 ▶ Ronald Cerritos, 72nd
 MID Brian Mullan
 MID Ricardo Clark
 MID Dwayne De Rosario
 MID Mark Chung
 FWD Brian Ching
 FWD Alejandro Moreno

Lineups

Los Angeles Galaxy
 Kevin Hartman GK
 Chris Albright DEF
 Ugo Ihemelu DEF
 Tyrone Marshall DEF
 Todd Dunivant DEF
 Cobi Jones MID
 Ednaldo da Conceicao, 78th ◀
 Paulo Nagamura MID
 Peter Vagenas MID
 Ned Grabavoy MID
 Alan Gordon, 72nd ◀
 Landon Donovan FWD
 Herculez Gomez FWD

Cautions/Ejections

Kelly Gray (Caution), 44th
 Ricardo Clark (Caution), 89th

SJ	Statistics	LA
18	Total Shots	6
7	Shots On Goal	3
15	Fouls	18
1	Offside	2
6	Corner Kicks	1
2	Saves	6

Western Conference Semifinals Game 1
October 23, 2005
The Home Depot Center, Carson, Calif.
Attendance: 17,466

	1st	2nd	Final
Los Angeles	2	1	3
San Jose	0	1	1

Scoring Summary

Ricardo Clark 1 (unassisted), 68th
 Herculez Gomez 1 (unassisted), 13th
 Landon Donovan 1 (unassisted), 39th
 Landon Donovan 2 (Jones 1, Albright 1), 87th

San Jose Earthquakes

GK Pat Onstad
 DEF Kelly Gray
 DEF Danny Califf
 DEF Eddie Robinson
 DEF Wade Barrett
 MID Brian Mullan
 MID Ricardo Clark
 MID Dwayne De Rosario
 ▶ Danny O'Rourke, 93rd+
 MID Mark Chung
 FWD Ronald Cerritos
 ▶ Alejandro Moreno, 67th
 FWD Brian Ching

Lineups

Los Angeles Galaxy
 Kevin Hartman GK
 Chris Albright DEF
 Pablo Chinchilla DEF
 Ugo Ihemelu DEF
 Todd Dunivant DEF
 Cobi Jones MID
 Ednaldo da Conceicao, 93rd+ ◀
 Marcelo Saragosa MID
 Paulo Nagamura, 21st ◀
 Peter Vagenas MID
 Ned Grabavoy MID
 Landon Donovan FWD
 Herculez Gomez FWD

Cautions/Ejections

Wade Barrett (Caution), 12th
 Ricardo Clark (Caution), 26th
 Eddie Robinson (Caution), 63rd
 Paulo Nagamura (Caution), 33rd
 Todd Dunivant (Caution), 68th
 Chris Albright (Caution), 71st
 Herculez Gomez (Caution), 79th

SJ	Statistics	LA
16	Total Shots	9
6	Shots On Goal	5
18	Fouls	21
2	Offside	2
3	Corner Kicks	5
2	Saves	5

Eastern Conference Semifinals Game 1
October 30, 2010
Buck Shaw Stadium, Santa Clara, Calif.
Attendance: 10,525

	1st	2nd	Final
San Jose	0	0	0
New York	0	1	1

Scoring Summary

Joel Lindpere 1 (unassisted), 56th

San Jose Earthquakes

GK Jon Busch
 DEF Tim Ward
 DEF Brandon McDonald
 DEF Jason Hernandez
 DEF Ramiro Corrales
 MID Geovanni
 ▶ Khari Stephenson, 82nd
 MID Sam Cronin
 ▶ Arturo Alvarez, 69th
 MID Scott Sealy
 ▶ Eduardo, 62nd
 MID Bobby Convey
 FWD Chris Wondolowski
 FWD Ryan Johnson

Lineups

New York Red Bulls
 Bounaoundoul GK
 Chris Albright DEF
 Carlos Mendes DEF
 Tim Ream DEF
 Roy Miller DEF
 Dane Richards MID
 Mehdi Ballouchy MID
 Jeremy Hall, 92nd+ ◀
 Rafael Marquez MID
 Joel Lindpere MID
 Carl Robinson, 91st+ ◀
 Juan Agudelo FWD
 Juan Pablo Angel FWD

Cautions/Ejections

Chris Wondolowski (Caution), 65th
 Mehdi Ballouchy (Caution), 47th
 Roy Miller (Caution), 71st
 Bounaoundoul (Caution), 83rd

SJ	Statistics	NY
12	Total Shots	13
3	Shots On Goal	7
12	Fouls	21
5	Offside	3
6	Corner Kicks	4
6	Saves	3

ALL-TIME PLAYOFF HISTORY

Eastern Conference Semifinals Game 2
November 4, 2010
Red Bull Arena, Harrison, N.J.
Attendance: 22,839

	1st	2nd	Final
San Jose	1	2	3
New York	0	1	1

SJ adv. 3-2 on aggregate goals

Western Conference Semifinals Game 1
November 4, 2012
The Home Depot Center, Carson, Calif.
Attendance: 27,000

	1st	2nd	Final
San Jose	0	1	1
LA Galaxy	0	0	0

SJ lead 1-0 on aggregate goals

Scoring Summary

Bobby Convey 1 (Sealy 1, Johnson 1), 6th
 Bobby Convey 2 (Alvarez 1), 76th Juan Pablo Angel 1 (Agudelo 1), 78th
 Chris Wondolowski 1 (Convey 1), 81st

San Jose Earthquakes Lineups

GK Jon Busch
 DEF Tim Ward
 DEF Brandon McDonald
 DEF Jason Hernandez
 DEF Ramiro Corrales
 ▶ Eduardo, 48th+
 MID Chris Wondolowski
 MID Sam Cronin
 MID Scott Sealy
 MID Bobby Convey
 FWD Geovanni
 ▶ Arturo Alvarez, 75th
 FWD Ryan Johnson

Lineups

New York Red Bulls
 Bouna Councoul GK
 Chris Albright DEF
 Jeremy Hall, 84th ◀
 Carlos Mendes DEF
 Salou Ibrahim, 84th ◀
 Tim Ream DEF
 Roy Miller DEF
 Dane Richards MID
 Mehdi Ballouchy MID
 Rafael Marquez MID
 Joel Lindpere MID
 Juan Agudelo FWD
 Thierry Henry, 84th ◀
 Juan Pablo Angel FWD

Cautions/Ejections

Ramiro Corrales (Caution), 32nd
 Jon Busch (Caution), 80th

SJ	Statistics	NY
11	Total Shots	23
7	Shots On Goal	4
9	Fouls	8
3	Offside	2
9	Corner Kicks	5
3	Saves	4

Scoring Summary

Victor Bernardez (unassisted), 90th+4

San Jose Earthquakes Lineups

GK Jon Busch
 DEF Steven Beitashour
 DEF Victor Bernardez
 DEF Jason Hernandez
 DEF Justin Morrow
 MID Marvin Chavez
 ▶ Simon Dawkins, 59th
 MID Sam Cronin
 MID Rafael Baca
 MID Ramiro Corrales
 ▶ Shea Salinas, 69th
 FWD Chris Wondolowski
 FWD Steven Lenhart
 ▶ Alan Gordon, 65th

Lineups

LA Galaxy
 Josh Saunders GK
 Sean Franklin DEF
 Omar Gonzalez DEF
 Tommy Meyer DEF
 Todd Dunivant DEF
 David Beckham MID
 Edson Buddle, 78th ◀
 Marcelo Sarvas MID
 Juninho MID
 Mike Magee MID
 Landon Donovan FWD
 Robbie Keane FWD

Cautions/Ejections

Marvin Chavez (Caution), 17th

SJ	Statistics	LA
8	Total Shots	12
3	Shots On Goal	2
11	Fouls	12
2	Offside	2
3	Corner Kicks	2
2	Saves	2

Eastern Conference Championship
November 13, 2010
Dick's Sporting Goods Park,
Commerce City, Colo.
Attendance: 17,779

	1st	2nd	Final
San Jose	0	0	0
Colorado	1	0	1

Scoring Summary

Kosuke Kimura 1 (unassisted), 42nd

San Jose Earthquakes Lineups

GK Jon Busch
 DEF Chris Leitch
 ▶ Arturo Alvarez, 57th
 DEF Brandon McDonald
 DEF Jason Hernandez
 DEF Tim Ward
 MID Chris Wondolowski
 MID Sam Cronin
 ▶ Eduardo, 79th
 MID Scott Sealy
 MID Bobby Convey
 FWD Geovanni
 ▶ Khari Stephenson, 72nd
 FWD Ryan Johnson

Lineups

Colorado Rapids
 Matt Pickens GK
 Kosuke Kimura DEF
 Marvella Wynne DEF
 Drew Moor DEF
 Anthony Wallace DEF
 Julien Baudet, 78th ◀
 Wells Thompson MID
 Jeff Larentowicz MID
 Pablo Mastroeni MID
 Brian Mullan MID
 Conor Casey FWD
 Quincy Amarikwa, 89th ◀
 Omar Cummings FWD

Cautions/Ejections

None.

SJ	Statistics	COL
8	Total Shots	16
1	Shots On Goal	6
10	Fouls	6
5	Offside	6
5	Corner Kicks	2
5	Saves	1

Western Conference Semifinals Game 2
November 7, 2012
Buck Shaw Stadium, Santa Clara, Calif.
Attendance: 10,744

	1st	2nd	Final
LA Galaxy	3	0	3
San Jose	0	1	1

LA adv. 3-2 on aggregate goals

Scoring Summary

Robbie Keane (Mike Magee), 21st
 Robbie Keane (Landon Donovan, Tommy Meyer), 34th
 Mike Magee (Landon Donovan, Sean Franklin), 39th
 Alan Gordon (Justin Morrow), 82nd

LA Galaxy Lineups

GK Josh Saunders
 DEF Sean Franklin
 DEF Omar Gonzalez
 DEF Tommy Meyer
 DEF Todd Dunivant
 MID David Beckham
 ▶ Marcelo Sarvas, 76th
 MID Landon Donovan
 MID Juninho
 MID Mike Magee
 FWD Edson Buddle
 ▶ Christian Wilhelmsson, 59th
 FWD Robbie Keane

Lineups

San Jose Earthquakes
 Jon Busch GK
 Steven Beitashour DEF
 Alan Gordon, 73rd ◀
 Victor Bernardez DEF
 Ike Opara, 12th ◀
 Jason Hernandez DEF
 Justin Morrow DEF
 Marvin Chavez MID
 Sam Cronin MID
 Rafael Baca MID
 Shea Salinas, 57th ◀
 Simon Dawkins MID
 Chris Wondolowski FWD
 Steven Lenhart FWD

Cautions/Ejections

Victor Bernardez (caution), 4th
 Steven Lenhart (caution), 42nd
 David Beckham (caution), 17th
 Omar Gonzalez (caution), 41st

LA	Statistics	SJ
10	Total Shots	14
5	Shots On Goal	2
8	Fouls	9
1	Offside	4
1	Corner Kicks	6
1	Saves	2

THE CLUB

2016 REVIEW

CLUB HISTORY

OPPONENTS

MEDIA INFO

LAMAR HUNT US OPEN CUP

YEAR-BY-YEAR

Year	Record	GF	GA	Home	Away	Neutral
1997	1-1	0	0	0	1-0	0-0
1998	1-1	0	0	0-0	1-0	0-1
1999	2-1	0	0	1-0	1-1	0-0
2000	2-1	0	0	0-1	2-0	0-0
2001	1-1	4	4	0-1	1-0	0-0
2002	0-1	0	1	0-0	0-1	0-0
2003	2-1	3	3	0-0	2-1	0-0
2004	1-1	0	0	0-0	0-1	0-0
2005	0-1	0	0	0-0	0-1	0-0
2006	0-1	0	0	0-0	0-1	0-0
2007	0-1	0	0	0-0	0-1	0-0
2008	1-1	0	0	0-0	0-1	0-0
2009	1-1	0	0	0-0	0-1	0-0
2010	1-1	0	0	0-0	0-1	0-0
2011	1-1	0	0	0-0	0-1	0-0
2012	1-1	0	0	0-0	0-1	0-0
2013	1-1	0	0	0-0	0-1	0-0
2014	1-1	0	0	0-0	0-1	0-0
2015	1-1	0	0	0-0	0-1	0-0
Overall	14-12	43	25	5-6	9-5	0-1

ALL-TIME SCORING LEADERS

Player Name	GP	G	A
Ronald Cerritos	7	4	1
Ronnie Ekelund	5	3	2
Scott Bower	5	1	1
Dwayne De Rosario	10	1	1
Ian Russell	10	1	1
Junior Agogo	1	1	0
Jeff Baicher	6	0	0
John Doyle	6	0	0
Sam Garza	6	0	0
Steven Lenhart	6	0	1
Lawrence Lozzano	2	0	0
Abdul Thompson-Conteh	2	0	0
Chris Wondolowski	4	0	0
Ramiro Corrales	10	1	0
Harut Karapetyan	1	1	1
Brian Mullin	2	1	2
Cordell Cato	1	1	0
Khan Stephenson	4	0	0
Marvell Wynne	5	0	1

ALL-TIME HEAD-TO-HEAD

Team	W	L	GF	GA
Chicago Fire	0	1	1	1
Central Coast Roadrunners	2	0	11	2
Fort Lauderdale Strikers	1	0	2	1
Kansas City Wizards	0	1	0	1
LA Galaxy	0	5	2	6
El Paso Patriots	1	0	2	0
Minnesota Stars FC	1	0	1	0
Stanislaus United Cruisers	1	0	5	0
San Francisco Bay Seals	0	1	1	2
Richmond Kickers	1	0	2	0
Milwaukee Rampage	2	0	0	0
Sacramento Republic FC	2	0	4	3
Seattle Sounders (USL)	1	1	4	4
Seattle Sounders FC (MLS)	0	2	0	1
Portland Timbers	2	0	5	0
Minnesota Thunder	1	0	2	2
Charleston Battery	0	1	0	1
Totals	14	12	43	25

Round of 16 - July 27, 1997

Mustang Stadium	Central Coast Roadrunners (USL)	1st	2nd	Final
San Luis Obispo, Calif.	San Jose Clash	2	3	5

Attendance: 7,112

Scoring Summary

- CCR - Jeremy Schultz (Tomlinson, Munoz), 2nd
- SJ - Lawrence Lozzano (unassisted), 26th
- SJ - Zico (penalty kick), 44th
- CCR - Abel Gutierrez (Tomlinson), 74th
- SJ - Jeff Baicher (Zico), 75th
- SJ - Lawrence Lozzano (Corrales, Cerritos), 81st
- SJ - Ronald Cerritos (unassisted), 83rd

San Jose Clash

- David Kramer
- Arnold Cruz
- Tim Martin
- John Doyle
- Troy Dayak
- Michael Emenalo
- Shawn Medved
- Dominic Kinnear, 67th
- Zico
- Ronald Cerritos, 76th
- Eddie Lewis
- Ramiro Corrales, 56th
- Jeff Baicher
- Lawrence Lozzano

Lineups

- ### Central Coast Roadrunners
- Alan Beilke
 - Ricardo Ramirez
 - Jonathan Bedrosian
 - Mario Sanchez
 - Jeremy Oetman
 - Joseph Munoz
 - Nelson Warley
 - Abel Gutierrez
 - Clay Hartly
 - Craig Tomlinson

Quarterfinals - August 20, 1997

Spartan Stadium	San Jose Clash	1st	2nd	Final
San Jose, Calif.	S.F. Bay Seals (USL)	0	1	1
		0	2	2

Attendance: 4,237

Scoring Summary

- SJ - Ronald Cerritos (penalty kick), 20th
- SF - Shani Simpson (unassisted), 77th
- SF - Shane Watkins (unassisted), 86th

San Jose Earthquakes

- David Kramer
- Arnold Cruz
- Tim Martin
- John Doyle
- Michael Emenalo
- Istvan Urbanyi
- Shawn Medved
- Dominic Kinnear
- Christopher Sullivan, 73rd
- Ramiro Corrales
- Eddie Lewis, 66th
- Ronald Cerritos
- Lawrence Lozzano

Lineups

- ### San Francisco Bay Seals
- J.J. Wozniak
 - Tim Weaver
 - C.J. Brown
 - Angelo Sablo
 - Chris Davini
 - Shani Simpson
 - Robert Gallo
 - Trova Cowell
 - Kenneth Folan
 - Kimtal Simpson, 46th
 - Shane Watkins
 - Marquis White

Round of 16 - July 7, 1998

Socorro Student Activities Complex	El Paso Patriots (USL)	1st	2nd	Final
El Paso, Texas	San Jose Clash	0	0	0
		1	1	2

Attendance: 3,175

Scoring Summary

- SJ - John Doyle (unassisted), 38th
- SJ - John Doyle (Mella, Wynalda), 78th

San Jose Clash

- David Kramer
- Tim Martin
- Braeden Cloutier, 69th
- John Doyle
- Oscar Draguicevich
- Vicente Figueroa
- Wade Barrett
- Martin Vasquez
- Ronald Cerritos
- Eddie Lewis
- Victor Mella, 59th
- Jeff Baicher
- Brian Sepalove, 76th
- Eric Wynalda

Lineups

- ### El Paso Patriots
- Nathan Buseck
 - Alfredo Estrada, 46th
 - Steve Guardino
 - Hector Velez
 - Humberto Mier
 - Patrick Kabuye
 - David Stewart, 46th
 - Freddy Juarez
 - Lorenzo Baeza
 - Kirk Wilson
 - Aldo Tovar
 - Matthew Stewart
 - Antonio Marti

Round of 16 - July 25, 2000

Spartan Stadium	San Jose Earthquakes	1st	2nd	Final
San Jose, Calif.	Richmond Kickers (USL)	1	1	2
		0	0	0

Attendance: 1,021

Scoring Summary

- SJ - Scott Bower (Karapetyan, Burns), 15th
- SJ - Ian Russell (Bower, Burns), 79th

San Jose Earthquakes

- Jon Conway
- Jimmy Conrad
- Dan Calichman
- Mike Burns
- Ryan Tinsley
- Mauricio Solis
- Wojtek Krakowiak
- Ian Russell, 69th
- Dario Brose
- Travis Mulraine, 77th
- Harut Karapetyan
- Khodadad Azizi
- Scott Bower

Lineups

- ### Richmond Kickers
- Mike McGinty
 - Chris Brown
 - Kwaku Adu-Gyamfi, 63rd
 - Chris Fox
 - Scott Cannon
 - Josh McKay
 - Rob Ukrop, 77th
 - Tony Williams
 - Kevin Knight
 - Marco Ferruzzi
 - Paul Lekics
 - Keith Donohue
 - Peter Luzak, 74th
 - Dwayne De Rosario

THE CLUB

2016 REVIEW

CLUB HISTORY

OPPONENTS

MEDIA INFO

LAMAR HUNT US OPEN CUP

Quarterfinals - July 22, 1998

Cotton Bowl
Dallas, Texas
Attendance: 1,881

	1st	2nd	OT	Final
San Jose Clash	0	1	0	1
Chicago Fire	0	1	0	1

Chicago wins 4-3 on penalty kicks

Scoring Summary

SJ - Jeff Baicher (Medved), 66th
CHI - Lubos Kubik (unassisted), 56th

Penalty Kick Summary

Not Available

San Jose Clash

David Kramer
John Doyle
Oscar Draguicevich
Richard Gough
Vincente Figueroa
► Brian Sebatole, 77th
Shawn Medved
Victor Mella
Braeden Cloutier
► Ronald Cerritos, 69th
Eddie Lewis
Jeff Baicher
► Esmundo Rodriguez, 97th
Eric Wynalda

Lineups

Chicago Fire

Jorge Campos
Lubos Kubik
C.J. Brown
Andrew Lewis
Chris Armas
Josh Keller
Jesse Marsch
Tony Kuhn, 111st ◀
Diego Gutierrez
Frank Klopas
Zak Ibsen, 77th ◀
Roman Kosecki
Ante Razov, 77th ◀
Josh Wolff

Round of 32 - June 14, 2000

Central Catholic High School
Modesto, Calif.
Attendance: 3,600 (est.)

	1st	2nd	Final
Stanislaus United Cruisers (USL)	0	0	0
San Jose Earthquakes	1	4	5

Scoring Summary

SJ - Harut Karapetyan (unassisted), 26th
SJ - Ian Russell (unassisted), 61st
SJ - Ian Russell (unassisted), 71st
SJ - Abdul Thompson Conteh (Mulrooney), 75th
SJ - Abdul Thompson Conteh (Karapetyan), 88th

San Jose Earthquakes

Jon Conway
Mike Burns
Jimmy Conrad
Dan Calichman
Jamie Clark
Khodadad Azizi
► Abdul Thompson Conteh, 65th
Travis Mulraine
Justin Evans
► Ian Russell, 46th
Richard Mulrooney
Harut Karapetyan
Wojtek Krakowiak
► Dario Brose, 59th

Lineups

Stanislaus United Cruisers

Able Vera
Durt Cox
Gabe Eastman
Daniel Mack
Pat Uriz
Jacob Carter
Mike Descombas
Jose Ramos, 74th ◀
Rodney Dumlaio
Nicholas Luengo
Fadi Afash
Eduardo Martinez
Jon Cairel, 15th ◀

Quarterfinals - August 9, 2000

Titan Stadium
Fullerton, Calif.
Attendance: 4,345

	1st	2nd	Final
Los Angeles Galaxy	0	2	2
San Jose Earthquakes	0	0	0

Scoring Summary

LA - Mauricio Cienfuegos (Vagenas), 77th
LA - Seth George (Victorine), 81st

San Jose Earthquakes

Joe Cannon
Ryan Tinsley
► Wojtek Krakowiak, 85th
John Doyle
Jimmy Conrad
Mike Burns
Richard Mulrooney
Travis Mulraine
Dario Brose
Khodadad Azizi
Harut Karapetyan
► Ian Russell, 46th
Abdul Thompson Conteh
► Scott Bower, 86th

Lineups

Los Angeles Galaxy

Matt Reis
Greg Vanney
Robin Fraser
Paul Caligiuri
Danny Califf
Jorge Salcedo
Peter Vagenas, 57th ◀
Mauricio Cienfuegos
Cobi Jones
Seth George, 63rd ◀
Sasha Victorine
Sebastian Vorbe
Zak Ibsen, 71st ◀

Round of 32 - June 27, 2001

Doug Hitchen Stadium
Arroyo Grande, Calif.
Attendance: 3,276

	1st	2nd	Final
Central Coast Roadrunners (PDL)	0	0	0
San Jose Earthquakes	0	6	6

Scoring Summary

SJ - Dwayne De Rosario (unassisted), 52nd
SJ - Scott Bower (Agogo), 57th
SJ - Scott Bower (Robinson), 68th
SJ - Junior Agogo (unassisted), 70th
SJ - Ronald Cerritos (Ekelund), 85th
SJ - Manny Lagos (unassisted), 87th

San Jose Earthquakes

GK Jon Conway
DEF Zak Ibsen
DEF Troy Dayak
DEF Jimmy Conrad
DEF Ramiro Corrales
MID Scott Bower
MID Ian Russell
► Manny Lagos, 64th
MID Eddie Robinson
MID Dario Brose
► Ronnie Ekelund, 57th
FWD Junior Agogo
FWD Dwayne De Rosario
► Ronald Cerritos, 73rd

Lineups

Central Coast Roadrunners

Dominic Jakubek GK
Jeremy Oetman DEF
Derek Lopez DEF
Nick Moseley DEF
Alex Avina MID
Robbie Busick MID
Evan Clark MID
Tony Chowana-Bandhu MID
Issac Torres FWD
Ryan Katz FWD
Jose Miranda, 37th ◀
Dana McGregor, 76th ◀
Danny Risch FWD

Round of 16 - July 11, 2001

Milwaukee Sports Comp.
Milwaukee, Wis.
Attendance:

	1st	2nd	OT	Final
Milwaukee Rampage (USL)	0	0	0	0
San Jose Earthquakes	0	0	0	0

San Jose wins 7-6 on penalty kicks

Scoring Summary

None

Scoring Summary

MIL - Soso (goal), Hayes (goal), Bernal (goal), Stockton (saved), Henning (goal), Prince (goal), Godoy (goal), Fadeski (saved)
SJ - Corrales (saved), Donovan (goal), Lagos (goal), Agogo (goal), Ekelund (goal), Ibsen (goal), Dayak (goal), Bower (goal)

San Jose Earthquakes

GK Jon Conway
DEF Zak Ibsen
DEF Eddie Robinson
► Troy Dayak, 76th
DEF Jimmy Conrad
DEF Wade Barrett
MID Scott Bower
MID Ramiro Corrales
MID Landon Donovan
MID Ian Russell
► Manny Lagos, 62nd
FWD Junior Agogo
FWD Dwayne De Rosario
► Ronnie Ekelund, 62nd

Lineups

Milwaukee Rampage

Dan Popik GK
Destin Makumbu DEF
Peter Henning, 91st ◀
Khary Stockton DEF
Chad Prince DEF
Steve Bernal MID
Igor Soso MID
Jason Russell MID
Philippe Godoy MID
Craig Charlton MID
Dennis Fadeski, 62nd ◀
Digital Takawira FWD
Ollie Ellsworth, 57th ◀
David Hayes FWD

Quarterfinals - July 24, 2001

Negoesco Stadium
San Francisco, Calif.
Attendance: 1,881

	1st	2nd	OT	Final
Los Angeles Galaxy	0	1	0	1
San Jose Earthquakes	0	1	0	1

Los Angeles wins 10-9 on penalty kicks

Scoring Summary

LA - Simon Elliott (unassisted), 73rd
SJ - Junior Agogo (Barrett), 81st

Penalty Kick Summary

LA - Vanney (goal), Vagenas (goal), Elliott (goal), Cienfuegos (goal), Waibel (goal), Caligiuri (goal), Jones (goal), Bardales, Jr. (goal), Califf (goal)
SJ - Agogo (goal), Lagos (goal), Corrales (goal), Cerritos (goal), De Rosario (goal), Agogo (goal), Ibsen (goal), Russell (goal), Conrad (goal), Barrett (saved)

San Jose Earthquakes

GK Jon Conway
DEF Zak Ibsen
DEF Jimmy Conrad
DEF Jeff Agoos (Capt.)
DEF Wade Barrett
MID Ian Russell
MID Ramiro Corrales
MID Eddie Robinson
► Ronald Cerritos, 91st
MID Scott Bower
► Manny Lagos, 61st
FWD Landon Donovan
► Dwayne De Rosario, 46th
FWD Junior Agogo

Lineups

Los Angeles Galaxy

Kevin Hartman GK
Greg Vanney DEF
Craig Waibel DEF
Danny Califf DEF
Ezra Hendrickson DEF
Mauricio Cienfuegos MID
Simon Elliott MID
Sasha Victorine MID
Paul Caligiuri, 110th ◀
Adam Frye MID
Isaias Bardales, 96th ◀
Peter Vagenas MID
Cobi Jones (Capt.) FWD

THE CLUB

2016 REVIEW

CLUB HISTORY

OPPONENTS

MEDIA INFO

LAMAR HUNT US OPEN CUP

THE CLUB

2016 REVIEW

CLUB HISTORY

OPPONENTS

MEDIA INFO

Round of 16 - July 17, 2002
Interbay Stadium
Seattle, Wash.
 Attendance: 1,275

Scoring Summary

SEA - Andrew Gregor (unassisted), 11th
 SJ - Ronnie Ekelund (Corrales), 30th
 SJ - Dwayne De Rosario (Ekelund), 39th
 SEA - Scott Jenkins (Gregor), 58th
 SEA - Brian Ching (Daligcon), 60th
 SJ - Ronnie Ekelund (penalty kick), 78th
 SJ - Ariel Graziani (De Rosario), 109th

San Jose Earthquakes	Lineups	Seattle Sounders	Lineups
GK Jon Conway		Preston Burpo	GK
DEF Zak Ibsen		Scott Jenkins	DEF
DEF Manny Lagos, 27th		Kieran Barton	DEF
DEF Jimmy Conrad		Ryan Edwards	DEF
DEF Eddie Robinson		Zach Scott	DEF
DEF Wade Barrett		Nate Daglicon, 46th	DEF
MID Devin Barclay		Andrew Gregor	MID
MID Chris Roner		Jason Boyce	MID
MID Richard Mulrooney		Viet Nguyen	MID
► Ronnie Ekelund, 20th		Greg Foisie, 105th	DEF
MID Ramiro Corrales		Jason Farrell	MID
► Ariel Graziani, 72nd		Chad Brown, 104th	DEF
FWD Luchi Gonzalez		Brian Ching	FWD
► Landon Donovan, 65th		Darren Sawatzky	FWD
FWD Dwayne De Rosario			

Quarterfinals - August 7, 2002
Spartan Stadium
San Jose, Calif.
 Attendance: 6,481

Scoring Summary

LA - Carlos Ruiz (Hendrickson), 101st

San Jose Earthquakes	Lineups	Los Angeles Galaxy	Lineups
GK Jon Conway		Matt Reis	GK
DEF Jimmy Conrad		Danny Califf	DEF
DEF Jeff Agoos		Alexi Lalas	DEF
DEF Wade Barrett		Ezra Hendrickson	DEF
DEF Ramiro Corrales		Tyrone Marshall	DEF
MID Ian Russell		Simon Elliott	MID
► Dwayne De Rosario, 81st		Mauricio Cienfuegos	MID
MID Richard Mulrooney		Cobi Jones	MID
MID Ronnie Ekelund		Sasha Victorine	MID
MID Manny Lagos		Brian Mullan, 91st	DEF
FWD Landon Donovan		Carlos Ruiz	FWD
FWD Ariel Graziani		Alejandro Moreno	FWD
		Gavin Glinnton, 80th	DEF

Round of 16 - August 5, 2003
Husky Soccer Field
Seattle, Wash.
 Attendance: 2,510

Scoring Summary

SEA - Kyle Smith (Gregor), 41st

San Jose Earthquakes	Lineups	Seattle Sounders	Lineups
GK Pat Onstad		Rich Cullen	GK
DEF Craig Waibel		Danny Jackson	DEF
► Richard Mulrooney, 63rd		Ryan Edwards	DEF
DEF Eddie Robinson		Zach Scott	DEF
DEF Jeff Agoos		Scott Jenkins	DEF
DEF Todd Duniwant		Jason Farrell	MID
MID Brian Mullan		Andrew Gregor	MID
MID Ramiro Corrales		Viet Nguyen	MID
MID Ronnie Ekelund		Darren Sawatzky, 73rd	DEF
► Jamil Walker, 76th		Alex Bengard	MID
MID Ian Russell		Sean Michael-Callahan, 78th	DEF
► Chris Roner, 80th		Marco Velez	FWD
FWD Manny Lagos		Chad Brown, 86th	DEF
► Landon Donovan, 57th		Kyle Smith	FWD
FWD Brian Ching		Kevin Sakuda, 63rd	DEF

Quarterfinals - August 4, 2004
Griffin Stadium
St. Paul, Minn.
 Attendance: 5,688

Scoring Summary

MIN - Melvin Tarley (Alberts), 4th
 SJ - Brian Ching (Agoos), 24th
 SJ - Landon Donovan (unassisted), 63rd
 MIN - Dustin Branan (Matteo), 77th

Penalty Kick Summary

MIN - Menyongar (goal), Alberts (miss), Matteo (goal), Branan (goal), Ferruzzi (goal)
 SJ - Donovan (goal), Ching (goal), Mulrooney (goal), De Rosario (goal), Duniwant (goal)

San Jose Earthquakes	Lineups	Minnesota Thunder	Lineups
GK Jon Conway		Joe Warren	GK
DEF Jeff Agoos		Dustin Brunt	DEF
► Dwayne De Rosario, 45th		Brent Jacquette	DEF
DEF Craig Waibel		Dustin Branan	DEF
DEF Todd Duniwant		Freddy Juarez	DEF
DEF Ryan Cochrane		Jeff Matteo	MID
MID Ramiro Corrales		Kevin Friedland	MID
MID Ronnie Ekelund		Jay Alberts	MID
► Tighe Dombrowski, 90th		Godfrey Tenoff	MID
MID Richard Mulrooney		Marco Ferruzzi, 76th	FWD
MID Brian Mullan		Melvin Tarley	FWD
► Ian Russell, 100th		David Castellanos	FWD
FWD Landon Donovan		Johnny Menyongar, 73rd	DEF
FWD Brian Ching			

Round of 16 - July 14, 2004
PGE Park
Portland, Ore.
 Attendance: 10,622

Scoring Summary

SJ - Ronnie Ekelund (penalty kick), 18th
 SJ - Ramiro Corrales (Ching), 55th
 SJ - Dwayne De Rosario (Mullan), 80th

San Jose Earthquakes	Lineups	Portland Timbers	Lineups
GK Jon Conway		Josh Saunders	GK
DEF Wes Hart		Shawn Saunders	DEF
DEF Ryan Cochrane		Gavin Wilkinson	DEF
► Tighe Dombrowski, 70th		Lee Morrison	DEF
DEF Craig Waibel		Hugo Alcaraz	DEF
DEF Todd Duniwant		Alex Bengard	MID
MID Brian Mullan		Edwin Miranda, 76th	DEF
MID Richard Mulrooney		Andrew Gregor	MID
MID Ronnie Ekelund		Brian Winters	MID
MID Ramiro Corrales		Scot Thompson, 60th	DEF
► Jamil Walker, 71st		Jake Sagare	MID
FWD Landon Donovan		Alan Gordon	FWD
► Dwayne De Rosario, 45th		Dan Antoniuik, 84th	DEF
FWD Brian Ching		Byron Alvarez	FWD
► Chris Brown, 80th			

Semifinals - August 24, 2004
Blue Valley Athletic Complex
Overland Park, Kan.
 Attendance: 2,162

Scoring Summary

KC - Igor Simutenkov (penalty kick), 45th

San Jose Earthquakes	Lineups	Kansas City Wizards	Lineups
GK Jon Conway		Bo Oshoniyi	GK
DEF Jeff Agoos		Jose Burciaga, Jr.	DEF
DEF Ryan Cochrane		Jimmy Conrad	DEF
► Eddie Robinson, 76th		Nick Garcia	DEF
DEF Todd Duniwant		Taylor Graham	DEF
DEF Craig Waibel		Diego Gutierrez	MID
MID Dwayne De Rosario		Igor Simutenkov	MID
MID Ronnie Ekelund		Preki, 45th	DEF
► Tighe Dombrowski, 56th		Justin Detter, 80th	DEF
MID Brian Mullan		Kerry Zavagnin	MID
MID Richard Mulrooney		Alex Zotinca	MID
FWD Brian Ching		Davy Arnaud	FWD
► Arturo Alvarez, 7th		Josh Wolff	FWD
► Chris Brown, 71st		Jack Jewsbury, 74th	DEF
FWD Landon Donovan			

LAMAR HUNT US OPEN CUP

Fourth Round - August 3, 2005
PGE Park
Portland, Ore.
Attendance: N/A

Scoring Summary
 SJ - Wade Barrett (Davis), 27th
 SJ - Brian Mullan (Russell), 63rd

San Jose Earthquakes	Lineups	Portland Timbers
GK Jon Conway		Josh Saunders GK
DEF Kelly Gray		Edwin Miranda DEF
DEF Danny Califf		Scott Thompson DEF
DEF Eddie Robinson		Lee Morrison DEF
DEF Wade Barrett		Garrett Marcum DEF
DEF ▶Kevin Goldthwaite, 46th		Hugo Alcaraz-Cuellar MID
MID Ian Russell		Tom Pottl MID
DEF ▶Chris Wondolowski, 80th		Scott Benedetti, 70th ◀
MID Danny O'Rourke		Brian Winters MID
MID Dwayne De Rosario		Jarrod Weis MID
MID Brad Davis		Dan Antoniuk FWD
DEF ▶Mark Chung, 70th		Fadi Afash FWD
FWD Brian Mullan		Shaun Higgins, 68th ◀
DEF ▶Julian Nash, 86th		
FWD Alejandro Moreno		

Quarterfinals - August 24, 2005
Spartan Stadium
San Jose, Calif.
Attendance: 5,134

Scoring Summary
 LA - Herculez Gomez (Kirovski), 5th
 LA Herculez Gomez (Kirovski), 31st
 SJ - Ronald Cerritos (Mullan), 76th

San Jose Earthquakes	Lineups	Los Angeles Galaxy
GK Jon Conway		Kevin Hartman GK
DEF Kelly Gray		Troy Roberts DEF
DEF ▶Kevin Goldthwaite 71st		Tyron Marshall DEF
DEF Eddie Robinson		Pablo Chinchilla DEF
DEF Danny Califf		Todd Dunivant DEF
DEF Wade Barrett		Ned Grabavoy MID
MID Ian Russell		Cobi Jones, 70th ◀
DEF ▶Ronald Cerritos, 64th		Peter Vagenas MID
MID Dwayne De Rosario		Paulo Nagamura MID
MID Danny O'Rourke		Guillermo Ramirez MID
MID Brad Davis		Jovan Kirovski MID
DEF ▶Julian Nash, 31st		Ugo Ihemelu, 67th ◀
DEF ▶Mark Chung, 72nd		Herculez Gomez FWD
FWD Alejandro Moreno		Edinaldo da Conceicao, 83rd ◀
FWD Brian Mullan		

Third Round - May 29, 2012
Cagan Stadium
Stanford, Calif.
Attendance: 1,271

Scoring Summary
 FLS - Mark Anderson (unassisted), 38th
 SJ - Sam Garza (Guvensik, Dawkins), 63rd
 SJ - Sam Garza (Lenhart), 70th

San Jose Earthquakes	Lineups	Ft. Lauderdale Strikers
GK David Bingham		Matt Glaeser GK
DEF Brad Ring		Nickardo Blake DEF
DEF Ike Opara		Conor Shanosky DEF
DEF Justin Morrow		Jack Stewart DEF
DEF Josh Suggs		Scott Lorenz DEF
DEF ▶Steven Beitashour, 65th		Leopaldo Morales MID
MID Sam Cronin		Andy Herron, 78th ◀
DEF ▶Simon Dawkins, 56th		Alfonso Motagalvan MID
MID Jean-Marc Alexandre		Abel Gebor, 64th ◀
MID Tressor Moreno		Walter Restrepo MID
MID Sam Garza		Pecka MID
FWD Steven Lenhart		Abe Thompson FWD
FWD Sercan Guvensik		Mark Anderson FWD
DEF ▶Rafael Baca 88		

Fourth Round - June 5, 2012
Cagan Stadium
Stanford, Calif.
Attendance: 1,548

Scoring Summary
 SJ - Steven Lenhart (Beitashour, Chavez), 85th

San Jose Earthquakes	Lineups	Minnesota Stars FC
GK David Bingham		Matt VanOekel GK
DEF Steven Beitashour		Justin Davis DEF
DEF Ike Opara		Cristiano Dias DEF
DEF Jason Hernandez		Kyle Altman DEF
DEF Ramiro Corrales		Brian Kallman DEF
MID Sam Garza		Neil Hlavaty MID
DEF ▶Simon Dawkins 65th		Kentaro Takada MID
MID Jean-Marc Alexandre		Miguel Ibarra MID
MID Tressor Moreno		Kevin Venegas MID
DEF ▶Sam Cronin, 88th		Simone Bracalello FWD
MID Marvin Chavez		Amani Walker, 77th ◀
FWD Alan Gordon		Martin Nunez FWD
DEF ▶Rafael Baca, 77th		Devin Del Do, 82nd ◀
FWD Steven Lenhart		

Quarterfinals - June 26, 2012
Kezar Stadium
San Francisco, Calif.
Attendance: 7,219

Scoring Summary
 SEA - Cordell Cato (unassisted), 19th

San Jose Earthquakes	Lineups	Seattle Sounders FC
GK David Bingham		Andrew Weber GK
DEF Steven Beitashour		Brad Evans DEF
DEF ▶Kevin Goldthwaite, 71st		Patrick Ianni DEF
DEF Victor Bernardez		Zach Scott DEF
DEF Ike Opara		Leo Gonzalez DEF
DEF Justin Morrow		Cordell Cato MID
MID Rafael Baca		Mark Burch, 82nd ◀
DEF ▶Marvin Chavez, 80th		Servando Carrasco MID
MID Sam Cronin		Andy Rose MID
MID Tressor Moreno		Alvaro Fernandez MID
DEF ▶Steven Lenhart, 53rd		Jhon Kennedy Hurtado, 89th ◀
MID Shea Salinas		Roger Levesque FWD
FWD Khari Stephenson		Ugo Ihemelu, 67th ◀
DEF ▶Chris Wondolowski 53rd		Sammy Ochoa FWD
FWD Alan Gordon		Eddie Johnson, 75th ◀

Round of 32 - May 28, 2013
Blackbaud Stadium
Charleston, S.C.
Attendance: 1,954

Scoring Summary
 CHB - Colin Falvey (Cuevas) 74

San Jose Earthquakes	Lineups	Charleston Battery
GK David Bingham		Odisonel Cooper GK
DEF Dan Gargan		Mark Witse DEF
DEF Victor Bernardez		Colin Falvey DEF
DEF Brad Ring		Cody Ellison DEF
DEF Justin Morrow		John Wilson MID
MID Cordell Cato		Zach Prince MID
DEF ▶Marvin Chavez, 68th		Taylor Mueller, 79th ◀
MID Rafael Baca		Jarad van Schaik MID
MID Mehdi Ballouchy		Mike Azira MID
MID Shea Salinas		Nicki Paterson FWD
DEF ▶Adam Jahn, 78th		
FWD Steven Lenhart		Jose Cuevas FWD
FWD Mike Fucito		Dane Kelly FWD
DEF ▶Chris Wondolowski, 58th		

THE CLUB

2016 REVIEW

CLUB HISTORY

OPPONENTS

MEDIA INFO

LAMAR HUNT US OPEN CUP

THE CLUB

2016 REVIEW

CLUB HISTORY

OPPONENTS

MEDIA INFO

Quarterfinals - June 11, 2014

Kezar Stadium
San Francisco, Calif.
Attendance: 3,788

	1st	2nd	Final
San Jose Earthquakes	1	1	2
Sac Republic FC	1	0	1

Scoring Summary

SRFC - Justin Braun (Chad Bartlome) 42nd
SJ - Khari Stephenson (penalty) 45th
SJ - Cordell Cato (unassisted) 73rd

San Jose Earthquakes

Lineups
GK David Bingham
DEF Jason Hernandez
DEF Ty Harden
DEF Clarence Goodson
DEF Shaun Francis
MID Atiba Harris
MID Cordell Cato
MID JJ Koval
▶ Jean-Baptiste Pierazzi, 67th
MID Sam Cronin
MID Khari Stephenson
FWD Mike Fucito
▶ Billy Shuler, 85th
FWD Steven Lenhart

Seattle Sounders FC

Dominik Jakubek GK
Emrah Klimenta DEF
Harrison Delbridge DEF
Nemanja Vukovic DEF
Jack Avesyan DEF
Octavio Guzman MID
Chad Bond, 77th ◀
Steven Evans MID
Gilberto, 86th ◀
Rodrigo Lopez MID
Chad Batlome MID
Max Alvarez FWD
Dakota Collins, 86th ◀
Justin Braun FWD
Jaill Anibaba, 99th ◀

Fourth Round - June 16, 2015

Avaya Stadium
San Jose, Calif.
Attendance: 13,196

	1st	2nd	Final
San Jose Earthquakes	0	2	2
Sac Republic FC	2	0	2

San Jose wins 6-5 on penalties kick

Scoring Summary

SAC - Rodrigo Lopez (penalty), 5th
SAC - Emrah Klimenta (Lopez), 54th
SJ - Chris Wondolowski (unassisted), 74th
SJ - Chris Wondolowski (Marvell Wynne), 79th

Penalty Kick Summary

SJ - Wondolowski (goal), Bernardez (goal), Stephenson (saved), Pierazzi (saved), Thompson (goal), Koval (goal), Barrera (goal), Francis (goal).
SAC - Lopez (goal), Vukovic (goal), Daly (saved), Gilberto (goal), Klimenta (saved), Estrada (goal), Gabeljic (goal), Kiffe (miss high).

San Jose Earthquakes

Lineups
GK Bryan Meredith
DEF Shaun Francis
DEF Ty Harden
▶ Victor Bernardez, 46th
DEF Paulo Renato
▶ Tommy Thompson, 46th
DEF Marvell Wynne
MID Leandro Barrera
MID JJ Koval
MID Jean-Baptiste Pierazzi
MID Khari Stephenson
FWD Mark Sherrod
▶ Mike Fucito, 68th
FWD Chris Wondolowski

Sacramento Republic FC

Patrick McLain GK
Nemanja Vukovic DEF
James Kiffe DEF
Mickey Daly DEF
Emrah Klimenta DEF
Gilberto MID
Rodrigo Lopez MID
Ivan Mirkovic MID
Octavio Guzman MID
Agustin Cazarez, 66th ◀
Cameron Iwasa FWD
David Estrada, 79th ◀
Justin Braun FWD
Adnan Gabeljic, 90th ◀

Fifth Round - June 24, 2014

Starfire Sports Complex
Tukwila, Wash.
Attendance: 4,023

	1st	2nd	Final
Seattle Sounders FC	1	0	1
San Jose Earthquakes	1	0	1

Seattle wins 4-1 on penalties kick

Scoring Summary

SJ - Steven Lenhart (Atiba Harris) 24th
SEA - Kenny Cooper (Cam Weaver) 26th

Penalty Kick Summary

SEA - Pineda (goal), Papa (goal), Evans (goal), Neagle (goal)
SJ - Stephenson (goal), Gordon (post), Koval (save)

San Jose Earthquakes

Lineups
GK David Bingham
DEF Brandon Barklage
DEF Ty Harden
DEF Clarence Goodson
DEF Shaun Francis
MID Atiba Harris
▶ Billy Shuler, 94th
MID JJ Koval
MID Sam Cronin
MID Khari Stephenson
FWD Mike Fucito
▶ Cordell Cato, 83rd
FWD Steven Lenhart
▶ Alan Gordon, 62nd

Seattle Sounders FC

Marcus Hahnemann GK
Brad Evans DEF
Chad Marshall DEF
Zach Scott DEF
Leo Gonzalez DEF
Lamar Neagle MID
Michael Azira MID
Gonzalo Pineda MID
Marco Pappa MID
Kenny Cooper FWD
Chad Barrett, 78th ◀
Cam Weaver FWD
Jaill Anibaba, 99th ◀

Round of 16 - July 1, 2015

Avaya Stadium
San Jose, Calif.
Attendance: 13,329

	1st	2nd	Final
San Jose Earthquakes	0	0	0
LA Galaxy	1	0	1

Scoring Summary

LA - Jose Villareal (Kenney Walker) 6th

San Jose Earthquakes

Lineups
GK Bryan Meredith
DEF Shaun Francis
DEF Paulo Renato
▶ Fatai Alashe, 78th
DEF JJ Koval
DEF Cordell Cato
MID Leandro Barrera
MID Jean-Baptiste Pierazzi
MID Khari Stephenson
▶ Mike Fucito, 46th
MID Sanna Nyassi
FWD Tommy Thompson
FWD Mark Sherrod
▶ Adam Jahn, 60th

LA Galaxy

Brian Rowe GK
Oscar Sorto DEF
Leonardo DEF
Tommy Meyer DEF
A.J. DeLaGarza DEF
Dan Gargan, 59th ◀
Raul Mendiola MID
Kenney Walker MID
Juninho, 71st ◀
Rafael Garcia MID
Ignacio Maganto MID
Alan Gordon FWD
Jose Villareal FWD
Sebastian Lleet, 86th ◀

Fourth Round - June 14, 2016

Providence Park
Portland, Ore.
Attendance: 16,834

	1st	2nd	Final
Portland Timbers	2	0	2
San Jose Earthquakes	0	0	0

Scoring Summary

POR - Dairon Asprilla (Jack McInerney) 34rd
POR - Jack McInerney (unassisted) 40th

San Jose Earthquakes

Lineups
GK Brian Meredith
DEF Cordell Cato
DEF Victor Bernardez
▶ Marvell Wynne, 60th
DEF Matheus Silva
DEF Kofi Sarkodie
MID Innocent
▶ Matias Perez Garcia, 68th
MID Fatai Alashe
MID Tommy Thompson
MID Shea Salinas
FWD Chad Barrett
▶ Jordan Stewart, 78th
FWD Adam Jahn

Portland Timbers

Jake Gleeson GK
Taylor Peay DEF
Amobi Okugo DEF
Liam Ridgeway DEF
Zarek Valentin DEF
Dairon Asprilla MID
Steven Evans MID
Jack Jewsbury MID
Ben Zemanski MID
Rodrigo Lopez MID
Jack Barmby MID
Ned Grabavoy, 61st ◀
Diego Valeri FWD
Darren Mattocks, 71st ◀
Jack McInerney FWD
Neco Brett, 86th ◀

INTERNATIONAL COMPETITIONS

CONCACAF CHAMPIONS CUP

Overall Record: 5-3-0; 2002 Record: 3-1-0; 2003 Record: 1-1-0; 2004 Record: 1-1-0

Round of 16 - March 13, 2002 - Away Leg
 Orange Bowl CD Olimpia
 Miami, Fla. San Jose Earthquakes
 Attendance: 4,318

1st 2nd Final
 0 0 0
 0 1 1

Quarterfinals - April 17, 2002 - Away Leg
 Estadio Hidalgo Pachuca CF
 Pachuca, Mexico San Jose Earthquakes
 Attendance: 8,000 (est.)

1st 2nd Final
 1 2 3
 0 0 0

Scoring Summary
 Richard Mulrooney (Lagos), 73rd

Scoring Summary

Marco Garces (unassisted), 11th
 Sergio Santana (Arango), 54th
 Juan Arango (Chitiva), 81st

San Jose Earthquakes	Lineups	CD Olimpia
GK Joe Cannon		Donis Escobar GK
DEF Jimmy Conrad		Gerson Vasquez DEF
DEF Troy Dayak		Fabio Ulloa DEF
DEF Jeff Agoos (Capt.)		Mario Beata DEF
DEF Wade Barrett		Edwin Avila DEF
MID Ian Russell		Wilson Palacios MID
MID Ronnie Ekelund		Jose Luis Pineda MID
▶ Ariel Graziani, 70th		Francis Reyes, 79th ◀
MID Richard Mulrooney		Daniilo Tosello MID
MID Manny Lagos		Narciso Fernandez MID
▶ Ramiro Corrales, 76th		Wilmer Velasquez FWD
FWD Dwayne De Rosario		Denilson Costa, 67th ◀
▶ Devin Barclay, 82nd		Diego DeRosa FWD
FWD Landon Donovan		Limberth Perez, 46th ◀

Cautions/Ejections

Mario Beata (Caution), 62nd

San Jose Earthquakes	Lineups	Pachuca CF
GK Joe Cannon		Miguel Calero GK
DEF Zak Ibsen		Israel Velasquez DEF
DEF Jimmy Conrad		Jose Juan Hernandez DEF
DEF Troy Dayak		Marco Sanchez Yacuta DEF
DEF Wade Barrett		Jamie Correa DEF
MID Manny Lagos		Andreas Chitiva MID
▶ Ian Russell, 46th		Daniel Martinez, 85th ◀
MID Ronnie Ekelund		Marco Garces MID
MID Richard Mulrooney		Alfonso Sosa MID
MID Ramiro Corrales		Jorge Rodriguez MID
FWD Dwayne De Rosario		Enrique Vallijo, 73rd ◀
▶ Eddie Robinson, 70th		Juan Arango FWD
FWD Ariel Graziani		Ricardo Esqueda, 83rd ◀
▶ Devin Barclay, 70th		Sergio Santana FWD

Cautions/Ejections

Jimmy Conrad (Caution), 35th Alfonso Sosa (Ejection), 70th
 Ronnie Ekelund (Ejection), 70th Israel Velasquez (Caution), 88th

SJ	Statistics	CDO
11	Total Shots	6
3	Shots On Goal	2
10	Fouls	7
2	Offside	5
4	Corner Kicks	1
2	Saves	2

SJ	Statistics	PAC
n/a	Total Shots	n/a
n/a	Shots On Goal	n/a
n/a	Fouls	n/a
n/a	Offside	n/a
n/a	Corner Kicks	n/a
n/a	Saves	n/a

Round of 16 - March 16, 2002 - Home Leg
 Sheldon Florin Community Stadium San Jose Earthquakes
 Sacramento, Calif. CD Olimpia
 Attendance: 3,300

1st 2nd Final
 2 1 3
 0 1 1

Quarterfinals - April 24, 2002 - Home Leg
 Spartan Stadium San Jose Earthquakes
 San Jose, Calif. Pachuca CF
 Attendance: 6,213

1st 2nd Final
 0 1 0
 0 0 0

Scoring Summary

Landon Donovan (Conrad), 33rd Denilson Costa (Fuentes), 87th
 Ian Russell (Donovan), 40th
 Jeff Agoos (unassisted), 66th

Scoring Summary

Ramiro Corrales (Gonzalez), 61st

San Jose Earthquakes	Lineups	CD Olimpia
GK Joe Cannon		Donis Escobar GK
DEF Jimmy Conrad		Gerson Vasquez DEF
DEF Troy Dayak		Fabio Ulloa DEF
DEF Jeff Agoos (Capt.)		Mario Roberto Beata Reyes DEF
DEF Wade Barrett		Edwin Avila DEF
MID Ian Russell		Wilson Palacios MID
MID Ronnie Ekelund		Merlin Membreno MID
MID Richard Mulrooney		Diego DeRosa, 69th ◀
MID Manny Lagos		Jose Alvarez MID
▶ Ramiro Corrales, 54th		Jose Luis Pineda, 61st ◀
FWD Dwayne De Rosario		Daniilo Tosella MID
▶ Devin Barclay, 79th		Wilmer Velasquez FWD
FWD Landon Donovan		Denilson Costa, 61st ◀
▶ Ariel Graziani, 71st		Gustavo Fuentes FWD

Cautions/Ejections

Wade Barrett (Caution), 35th Gustavo Fuentes (Caution) 27th
 Ronnie Ekelund (Caution), 52nd Merlin Membreno (Caution), 43rd

San Jose Earthquakes	Lineups	Pachuca CF
GK Jon Conway		Miguel Calero GK
DEF Zak Ibsen		Daniel Martinez DEF
DEF Troy Dayak		Jose Juan Hernandez DEF
DEF Jeff Agoos (Capt.)		Marco Sanchez Yacuta DEF
DEF Wade Barrett		Jamie Correa DEF
MID Manny Lagos		Apolo Juarez MID
▶ Devin Barclay, 46th		Marco Garces (Capt.) MID
▶▶ Luchi Gonzalez, 53rd		Omar Arellano MID
MID Richard Mulrooney		Jorge Rodriguez MID
▶ Eddie Robinson, 46th		Sergio Santana, 73rd ◀
MID Ramiro Corrales		Juan Arango FWD
MID Ian Russell		Walter Silvani FWD
FWD Dwayne De Rosario		
FWD Ariel Graziani		

Cautions/Ejections

Zak Ibsen (Caution), 39th Juan Arango (Caution), 14th
 Eddie Robinson (Caution), 87th Jose Juan Hernandez (Caution), 63rd
 Juan Arango (Ejection), 69th
 Jorge Rodriguez (Caution), 73rd
 Marco Sanchez Yacuta (Caution), 82nd
 Miguel Calero (Caution), 94th+

SJ	Statistics	CDO
11	Total Shots	8
6	Shots On Goal	3
18	Fouls	24
1	Offside	5
2	Corner Kicks	5
2	Saves	3

SJ	Statistics	PAC
21	Total Shots	4
9	Shots On Goal	2
15	Fouls	13
3	Offside	1
7	Corner Kicks	3
1	Saves	8

THE CLUB

2016 REVIEW

CLUB HISTORY

OPPONENTS

MEDIA INFO

INTERNATIONAL COMPETITIONS

THE CLUB

2016 REVIEW

CLUB HISTORY

OPPONENTS

MEDIA INFO

Quarterfinals - March 16, 2003 - Away Leg
 Estadio Mateo Flores CSD Municipal 3 1 4
 Guatemala City, Guatemala San Jose Earthquakes 0 2 2
 Attendance: 12,000 (est.)

Scoring Summary

Manny Lagos (Mulrooney), 61st Gonzalo Romero (unassisted), 30th
 Manny Lagos (Donovan), 72nd Gonzalo Romero (unassisted), 37th
 Carlos Figueroa (Ponciano), 40th
 Selwyn Ponciano (penalty kick), 55th

San Jose Earthquakes	Lineups	CSD Municipal
GK Pat Onstad		Josue Ortiz GK
DEF Troy Dayak		Eddy Daniel Ortiz DEF
DEF Eddie Robinson		Selwyn Ponciano DEF
DEF Jeff Agoos		German Ruano DEF
DEF Craig Waibel		Denis Chen MID
▶ Arturo Alvarez, 63rd		Gonzalo Romero MID
MID Manny Lagos		Sergio Guevara MID
MID Richard Mulrooney		Julio Giron MID
MID Landon Donovan		Claudio Albizuris MID
MID Ramiro Corrales		Julio Rodas, 46th ◀
FWD Brian Mullan		Juan Jose Gomez FWD
FWD Brian Ching		Carlos Castillo, 19th ◀
		Carlos Figueroa FWD

Cautions/Ejections

Troy Dayak (Caution), 46th+ Carlos Figueroa (Caution), 25th
 Pat Onstad (Caution), 53rd Carlos Figueroa (Ejection), 59th
 Ramiro Corrales (Caution), 73rd Sergio Guevara (Caution), 88th
 Richard Mulrooney (Caution), 76th
 Troy Dayak (Ejection), 79th
 Richard Mulrooney (Ejection), 83rd

SJ	Statistics	CSD
13	Total Shots	15
5	Shots On Goal	7
n/a	Fouls	n/a
3	Offside	1
8	Corner Kicks	6
3	Saves	3

Quarterfinals - March 26, 2003 - Home Leg
 Spartan Stadium San Jose Earthquakes 2 0 2
 San Jose, Calif. CSD Municipal 0 1 1
 Attendance: 4,594

Scoring Summary

Landon Donovan (Mullan), 19th Juan Carlos Plata (Acevedo), 76th
 Brian Ching (Mullan), 35th

San Jose Earthquakes	Lineups	CSD Municipal
GK Pat Onstad		Josue Ortiz GK
DEF Chris Roner		Eddy Daniel Ortiz DEF
DEF Craig Waibel		Selwyn Ponciano DEF
DEF Jeff Agoos		German Ruano DEF
DEF Todd Dunivant		Denis Chen MID
▶ Arturo Alvarez, 77th		Claudio Albizuris MID
MID Manny Lagos		Luis Bonilla, 73rd ◀
MID Ronnie Ekelund		Gonzalo Romero MID
MID Ramiro Corrales		Julio Giron MID
MID Brian Mullan		Sergio Guevara MID
FWD Brian Ching		Mario Acevedo FWD
▶ Jamil Walker, 83rd		Juan Carlos Plata FWD
FWD Landon Donovan		Carlos Castillo, 90th ◀

Cautions/Ejections

Ronnie Ekelund (Caution), 41st Julio Giron (Caution), 17th
 Craig Waibel (Caution), 50th Gonzalo Romero (Caution), 38th
 Arturo Alvarez (Caution), 84th Denis Chen (Caution), 46th

SJ	Statistics	CSD
17	Total Shots	13
9	Shots On Goal	5
25	Fouls	24
3	Offside	3
9	Corner Kicks	4
7	Saves	4

Quarterfinals - March 17, 2004 - Away Leg
 Alejandro Morera Solo Stadium LD Alajuelense 2 1 3
 Alajuela, Costa Rica San Jose Earthquakes 0 0 0
 Attendance: (not available)

Scoring Summary

Erick Scott (unassisted), 11th
 Froylan Ledezma (unassisted), 14th
 Luis Diego Arnaez (penalty kick), 62nd

San Jose Earthquakes	Lineups	LD Alajuelense
GK Pat Onstad		Ricardo Gonzalez GK
DEF Wes Hart		Roy Myrie DEF
DEF Craig Waibel		Luis Marin DEF
DEF Troy Dayak		Pablo Chinchilla DEF
DEF Ramiro Corrales		Carlos Hernandez MID
MID Brian Mullan		Steven Bryce, 75th ◀
▶ Arturo Alvarez, 60th		Luis Diego Arnaez MID
MID Richard Mulrooney		Wimlor Lopez MID
MID Ronnie Ekelund		Pablo Gabas MID
MID Ian Russell		Pablo Izaguirre, 80th ◀
FWD Dwayne De Rosario		Esteban Sirias MID
▶ Jamil Walker, 66th		Froylan Ledezma FWD
FWD Landon Donovan		Erick Scott FWD
▶ Brian Ching, 79th		Victor Nunez, 66th ◀

Cautions/Ejections

Ronnie Ekelund (Caution) 53rd Carlos Hernandez (Caution) 33rd
 Arturo Alvarez (Caution) 62nd Luis Diego Arnaez (Caution) 89th

SJ	Statistics	LDA
3	Total Shots	16
n/a	Shots On Goal	n/a
n/a	Fouls	n/a
1	Offside	2
3	Corner Kicks	8
1	Saves	5

Quarterfinals - March 24, 2004 - Home Leg
 Spartan Stadium San Jose Earthquakes 0 1 1
 San Jose, Calif. LD Alajuelense 0 0 0
 Attendance: 5,130

Scoring Summary

Brian Mullan (Ching), 90th

San Jose Earthquakes	Lineups	LD Alajuelense
GK Pat Onstad		Ricardo Gonzalez GK
DEF Craig Waibel		Luis Marin DEF
DEF Jeff Agoos		Esteban Sirias DEF
DEF Troy Dayak		Pablo Chinchilla DEF
DEF Ramiro Corrales		Steven Bryce MID
MID Brian Mullan		Luis Diego Arnaez MID
MID Ronnie Ekelund		Pablo Gabas MID
MID Richard Mulrooney		Pablo Izaguirre, 78th ◀
MID Arturo Alvarez		Cristian Montero MID
FWD Dwayne De Rosario		Michael Rodriguez, 86th ◀
FWD Jamil Walker		Carlos Hernandez MID
▶ Brian Ching, 61st		Erick Scott FWD
		Alejandro Alpizar, 81st ◀
		Froylan Ledezma FWD

Cautions/Ejections

Craig Waibel (Caution) 57th Luis Diego Arnaez (Caution) 58th
 Troy Dayak (Caution) 58th Pablo Izaguirre (Caution) 79th

SJ	Statistics	LDA
24	Total Shots	10
12	Shots On Goal	5
18	Fouls	6
4	Offside	5
5	Corner Kicks	5
5	Saves	11

INTERNATIONAL COMPETITIONS

CONCACAF CHAMPIONS LEAGUE

Overall Record: 2-2-2; 2013-14 Record: 2-2-2

2013-14 - Group 5

August 7, 2013

Saputo Stadium

Montreal, Quebec

Attendance: 15,115

	1st	2nd	Final
Montreal Impact	1	0	1
San Jose Earthquakes	0	0	0

Scoring Summary

Hassoun Camara (Bernardello), 17th

San Jose Earthquakes

GK Joe Cannon
 DEF Jimmy Conrad
 DEF Troy Dayak
 DEF Jeff Agoos (Capt.)
 DEF Wade Barrett
 MID Ian Russell
 MID Ronnie Ekelund
 ▶ Ariel Graziani, 70th
 MID Richard Mulrooney
 MID Manny Lagos
 ▶ Ramiro Corrales, 76th
 FWD Dwayne De Rosario
 ▶ Devin Barclay, 82nd
 FWD Landon Donovan

Lineups

Montreal Impact
 GK Evan Bush
 DEF Hassoun Camara
 DEF Alessandro Nesta
 DEF Matteo Ferrari
 DEF Jeb Brovsky
 DEF Justin Mapp
 MID Collen Warner
 MID Hernan Bernardello
 MID Andres Romero
 Patrice Bernier, 81st ◀
 Marco di Vaio
 FWD Sanna Nysassi, 89th ◀
 Daniele Paponi
 FWD Blake Smith, 69th ◀

Cautions/Ejections

Ramiro Corrales (Caution), 37th
 Chris Wondolowski (Caution), 85th

Collen Warner (Caution), 10th
 Justin Mapp (Caution), 72nd

SJ	Statistics	MTL
6	Total Shots	6
1	Shots On Goal	2
20	Fouls	18
0	Offside	3
2	Corner Kicks	4
0	Saves	1

2013-14 - Group 5

August 28, 2013

Cemento Progreso Stadium

Guatemala City, Guatemala

Attendance: NA

	1st	2nd	Final
CD Heredia	0	1	1
San Jose Earthquakes	0	0	0

Scoring Summary

Enrique Miranda (unassisted), 67th

San Jose Earthquakes

GK David Bingham
 DEF Dan Gargan
 DEF Victor Bernardez
 DEF Jason Hernandez
 DEF Justin Morrow
 MID Walter Martinez
 ▶ Cordell Cato, 63rd
 MID Ramiro Corrales
 MID Rafael Baca
 MID Jaime Alas
 ▶ Marvin Chavez, 75th
 FWD Chris Wondolowski
 FWD Adam Jahn
 ▶ Steven Lenhart, 70th

Lineups

CD Heredia
 GK Jose Calderon
 DEF Robert Arias
 DEF Wilmer Garcia
 DEF Rodolfo Gonzalez Ruiz
 DEF Henry Medina Blasac
 DEF Hector de Matta
 MID David Espinoza
 MID Enrique Miranda
 MID Wilfred Velasquez
 FWD Charles Cordoba Sanchez
 FWD Robin Betancourth, 90th ◀
 FWD Osmar Lopez
 FWD Andrade Anderson, 59th ◀

Cautions/Ejections

Victor Bernardez (Caution), 25th
 Dan Gargan (Caution), 55th

SJ	Statistics	CDH
7	Total Shots	9
1	Shots On Goal	2
14	Fouls	8
1	Offside	2
4	Corner Kicks	4
1	Saves	1

2013-14 - Group 5

September 17, 2013

Buck Shaw Stadium

Santa Clara, Calif.

Attendance: 6,128

	1st	2nd	Final
San Jose Earthquakes	1	2	3
Montreal Impact	0	0	0

Scoring Summary

Chris Wondolowski (Lenhart, Gargan), 21st
 Marvin Chavez (unassisted), 57th
 Shea Salinas (unassisted), 84th

San Jose Earthquakes

GK David Bingham
 DEF Dan Gargan
 DEF Jason Hernandez
 DEF Clarence Goodson
 DEF Justin Morrow
 MID Marvin Chavez
 ▶ Shea Salinas, 75th
 MID Sam Cronin
 MID Rafael Baca
 MID Jaime Alas
 ▶ Cordell Cato, 67th
 FWD Chris Wondolowski
 FWD Steven Lenhart
 ▶ Alan Gordon, 82nd

Lineups

Montreal Impact
 GK Evan Bush
 DEF Hassoun Camara
 DEF Alessandro Nesta
 DEF Matteo Ferrari
 DEF Jeb Brovsky
 DEF Justin Mapp
 MID Sanna Nyassi, 75th ◀
 MID Davy Arnaud
 MID Felipe, 63rd ◀
 Patrice Bernier
 MID Andres Romero
 Andrew Wenger
 FWD Daniele Paponi
 FWD Marco di Vaio, 64th ◀

Cautions/Ejections

Steven Lenhart (Caution), 41st

Davy Arnaud (Caution), 23rd
 Hassoun Camara (Caution), 36th
 Andres Romero (Caution), 62nd

SJ	Statistics	MTL
14	Total Shots	14
7	Shots On Goal	3
11	Fouls	16
3	Offside	2
1	Corner Kicks	6
3	Saves	4

2013-14 - Group 5

October 23, 2013

Buck Shaw Stadium

Santa Clara, Calif.

Attendance: NA

	1st	2nd	Final
San Jose Earthquakes	0	1	0
CD Heredia	0	0	0

Scoring Summary

Chris Wondolowski (Salinas), 62nd

San Jose Earthquakes

GK Jon Busch
 DEF Steven Beitashour
 DEF Victor Bernardez
 DEF Clarence Goodson
 DEF Jordan Stewart
 MID Cordell Cato
 ▶ Walter Martinez, 78th
 MID Sam Cronin
 MID Rafael Baca
 ▶ Alan Gordon, 61st
 MID Shea Salinas
 ▶ Justin Morrow, 88th
 FWD Chris Wondolowski
 FWD Steven Lenhart

Lineups

CD Heredia
 GK Jose Calderon
 DEF Robert Arias
 DEF Wilmer Garcia
 DEF Rodolfo Gonzalez Ruiz
 DEF Enrique Miranda, 68th ◀
 DEF Henry Medina Blasac
 DEF Osman Lopez
 MID David Espinoza, 80th ◀
 MID Hector de Mata
 MID Victor Hernandez
 MID Wilfred Velasquez
 MID Hetzon Pereira, 89th ◀
 FWD Charles Cordova
 FWD Anderson Andrade

Cautions/Ejections

Clarence Goodson (Caution), 65th
 Clarence Goodson (Ejection), 90th+3

Enrique Miranda (Caution), 86th

SJ	Statistics	CDH
15	Total Shots	7
4	Shots On Goal	1
9	Fouls	13
0	Offside	2
6	Corner Kicks	2
7	Saves	6

THE CLUB

2016 REVIEW

CLUB HISTORY

OPPONENTS

MEDIA INFO

INTERNATIONAL COMPETITIONS

THE CLUB

2016 REVIEW

CLUB HISTORY

OPPONENTS

MEDIA INFO

2013-14 - Quarterfinals

March 11, 2014
 Buck Shaw Stadium
 Santa Clara, Calif.
 Attendance: NA

		1st	2nd	Final
San Jose Earthquakes		0	1	1
Deportivo Toluca FC		0	1	1

Scoring Summary

Raul Nava (unassisted), 67th
 Alan Gordon (Shea Salinas), 94th

San Jose Earthquakes	Lineups	Deportivo Toluca FC
GK Jon Busch		Alfredo Talavera GK
DEF Jordan Stewart		Edgar Duenas DEF
DEF Victor Bernardez		Aaron Galindo DEF
DEF Jason Hernandez		Francisco Gamboa DEF
▶ JJ Koval, 73rd		Gabriel Velasco DEF
DEF Brandon Barklage		Wilson Tiago MID
MID Shea Salinas		Juan Salgueiro MID
MID Sam Cronin		Paulo Da Silva, 84th ◀
▶ Alan Gordon, 73rd		Raul Nava MID
MID Jean-Baptiste Pierazzi		Carlos Esquivel MID
MID Cordell Cato		Ervin Trejo MID
▶ Atiba Harris, 86th		Miguel Ponce, 71st ◀
FWD Steven Lenhart		Edgar Benitez FWD
FWD Chris Wondolowski		Isaac Brizuela, 59th ◀

Cautions/Ejections

Victor Bernardez (Caution), 31st
 Shea Salinas (Caution), 90th
 Jean-Baptiste Pierazzi (Caution), 90+

Ervin Trejo (Caution), 52nd
 Aaron Galindo (Caution), 85th

SJ.....	Statistics.....	TOL.....
20.....	Total Shots.....	10.....
7.....	Shots On Goal.....	1.....
12.....	Fouls.....	9.....
1.....	Offside.....	0.....
5.....	Corner Kicks.....	0.....
0.....	Saves.....	5.....

2013-14 - Quarterfinals

March 19, 2014
 Nemesio Diez Stadium
 Toluca, Mexico
 Attendance: NA

		1st	2nd	Final
Deportivo Toluca FC		0	1	1
San Jose Earthquakes		0	1	1

Toluca wins 5-4 on penalties kick

Scoring Summary

Ty Harden (Shea Salinas), 56th
 Isaac Brizuela (unassisted), 69th

San Jose Earthquakes	Lineups	Deportivo Toluca FC
GK Jon Busch		Alfredo Talavera GK
DEF Ty Harden		Francisco Gamboa DEF
DEF Shaun Francis		Aaron Galindo DEF
DEF JJ Koval		Paulo Da Silva DEF
DEF Cordell Cato		Antonio Rios DEF
MID Sam Cronin		Wilson Tiago MID
MID Atiba Harris		Edgar Benitez MID
▶ Chris Wondolowski, 67th		Edy Brambila, 86th ◀
MID Khari Stephenson		Ervin Trejo MID
▶ Jean-Baptiste Pierazzi, 102nd		Miguel Ponce, 91st ◀
MID Shea Salinas		Juan Salgueiro MID
FWD Steven Lenhart		Pablo Velazquez, 59th ◀
▶ Alan Gordon, 88th		Isaac Brizuela FWD
FWD Billy Schuler		Raul Nava FWD

Cautions/Ejections

Khari Stephenson (Caution), 14th
 Atiba Harris (Caution), 67th

Ervin Trejo (Caution), 19th
 Edy Brambila, (Caution), 112th

SJ.....	Statistics.....	TOL.....
10.....	Total Shots.....	36.....
5.....	Shots On Goal.....	11.....
18.....	Fouls.....	16.....
2.....	Offside.....	3.....
1.....	Corner Kicks.....	9.....
3.....	Saves.....	2.....

INTERNATIONAL COMPETITIONS

INTERNATIONAL CHAMPIONS CUP

Overall Record: 0-2-0; 2015 Record: 0-2-0

July 14, 2015
Avaya Stadium
San Jose, Calif.
Attendance: 18,000

	1st	2nd	Final
San Jose Earthquakes	1	0	1
Club America	0	2	2

July 21, 2015
Avaya Stadium
San Jose, Calif.
Attendance: 18,000

	1st	2nd	Final
San Jose Earthquakes	1	0	1
Manchester United	2	1	3

Scoring Summary

Clarence Goodson (unassisted), 24th
Andres Andrade (unassisted), 76th
Francisco Rivera (unassisted), 83rd

Scoring Summary

Fatai Alashe (Shea Salinas), 42nd
Juan Mata (Ashley Young), 32nd
Memphis Depay (unassisted), 37th
Andreas Pereira (Jesse Lingard), 60th

San Jose Earthquakes

GK Bryan Meredith
DEF Jordan Stewart
▶ Shaun Francis, 46th
DEF Victor Bernardez
▶ Paulo Renato, 46th
DEF Clarence Goodson
▶ Matheus Silva, 46th
DEF Marvell Wynne
▶ Khari Stephenson, 46th
MID Jean-Baptiste Pierazzi
▶ Fatai Alashe, 46th
MID Leandro Barrera
▶ Mathieu Coutadeur, 46th
MID Matias Perez Garcia
▶ Tommy Thompson, 34th
MID Sanna Nyassi
FWD Mark Sherrod
▶ Adam Jahn, 46th
FWD Quincy Amarikwa
▶ Mike Fucito, 45+1
▶ JJ Koval, 46th

Lineups

Club America
Hugo Gonzalez GK
Erik Pimentel DEF
Oscar Mares DEF
Bryan Colula DEF
Javier Guemez DEF
Michael Arroyo MID
Adrian Marin, 74th ◀
Jose Daniel Guerrero MID
Jonathan Sanchez, 62nd ◀
Andres Andrade MID
Dario Benedetto FWD
Alejandro Diaz, 27th ◀
Carlos Darwin Quintero FWD
Francisco Rivera, 74th ◀

Cautions/Ejections

Clarence Goodson (Caution), 15th
Matias Perez Garcia (Caution), 21th
Sanna Nyassi (Ejection), 45+3
Adam Jahn (Caution) 65th
Michael Arroyo (Caution), 15th
Andres Andrade (Caution), 44th
Paolo Goltz (Ejection), 45+2
Darwin Quintero (Caution), 54th
Jose Daniel Guerrero (Caution) 65th
Francisco Rivera (Caution) 90+1

SJ	Statistics	CA
10	Total Shots	14
4	Shots On Goal	5
18	Fouls	13
3	Offside	1
5	Corner Kicks	5
3	Saves	3

San Jose Earthquakes

GK David Bingham
DEF Jordan Stewart
▶ Shaun Francis, 46th
DEF Clarence Goodson
▶ Matheus Silva, 46th
DEF Victor Bernardez
▶ Paulo Renato, 46th
DEF Marvell Wynne
▶ JJ Koval, 46th
MID Jean-Baptiste Pierazzi
▶ Marc Pelosi, 46th
MID Fatai Alashe
▶ Khari Stephenson, 62nd
MID Shea Salinas
▶ Leandro Barrera, 46th
MID Matias Perez Garcia
▶ Tommy Thompson, 46th
MID Cordell Cato
▶ Mathieu Coutadeur, 46th
FWD Quincy Amarikwa
▶ Mark Sherrod, 46th
▶ Adam Jahn, 71st

Lineups

Manchester United
Sam Johnstone GK
Matteo Darmian DEF
Patrick McNair, 46th ◀
Luke Shaw DEF
Chris Smalling, 46th ◀
Phil Jones DEF
Jonny Evans, 46th ◀
Juan Mata DEF
Adnan Januzaj, 46th ◀
Memphis Depay MID
Ander Herrera, 46th ◀
Michael Carrick MID
Tyler Blackett, 46th ◀
Daley Blind MID
Jesse Lingard, 46th ◀
Ashley Young MID
Andreas Pereira, 46th ◀
Morgan Schneiderlin MID
Bastian Schweinsteiger, 46th ◀
Wayne Rooney FWD
James Wilson, 46th ◀

Cautions/Ejections

None

SJ	Statistics	MU
4	Total Shots	10
1	Shots On Goal	6
4	Fouls	9
2	Offside	0
2	Corner Kicks	11
3	Saves	0

THE CLUB

2016 REVIEW

CLUB HISTORY

OPPONENTS

MEDIA INFO

MISCELLANEOUS COMPETITIONS

LA MANGA CUP

Overall Record: 4-3-1; 2003 Record: 1-2-1; 2004 Record: 3-1-0

Date	Opponent	Result	Earthquakes	Goalscorers
February 17, 2003	Rosenborg Trondheim	0-2 L	--	--
February 20, 2003	Rubin Kazan	1-1 T	Ronnie Ekelund (pk)	
February 24, 2003	Viking Stavanger	1-3 L	Ronnie Ekelund	
February 27, 2003	Lyn Oslo	3-1 W	Ramiro Corrales, Brian Mullan, Arturo Alvarez	
February 25, 2004	GIF Sundsvall	3-1 W	Dwayne De Rosario, Jamil Walker, Landon Donovan	
February 28, 2004	Stabaek	2-1 W	Jamil Walker, Brian Ching	
March 2, 2004	Viking Stavanger	1-1 T (3-5 pk)	Dwayne De Rosario	
March 5, 2004	Dynamo Kiev	1-1 T (6-5 pk)	Ramiro Corrales	

LAMAR HUNT US OPEN CUP PLAY-INS (3-5-0)

Date	Opponent	Result	Attend.	Goalscorers	Site
April 30, 2008	at Real Salt Lake	0-4 L	N/A	--	Rice-Eccles Stadium, Salt Lake City, UT
April 29, 2009	New York Red Bulls	1-2 L	4,011	Campos	Buck Shaw Stadium, Santa Clara, CA
April 14, 2010	Real Salt Lake	3-3 L (3-5 PK)	2,718	Leitch, Alvarez, Morrow	Buck Shaw Stadium, Santa Clara, CA
May 3, 2011	at Portland Timbers	1-0 W (OT)	11,412	Opara	JELD-WEN Field, Portland, OR
May 24, 2011	Chicago Fire	2-2 L (4-5 PK)	4,124	McLoughlin, Morrow	Buck Shaw Stadium, Santa Clara, CA

INTERNATIONAL EXHIBITIONS (9-8-8)

Date	Opponent	Result	Attend.	Goalscorers	Site
May 26, 1996	Bayer Leverkusen	3-4 L	10,389	Rodas, Bravo, Iroha	Spartan Stadium, San Jose, CA
June 12, 1996	UNAM Pumas	1-2 L	11,995	Bravo, Rodas	Spartan Stadium, San Jose, CA
Oct. 30, 1996	at Sichuan Quan Xing	3-0 W	35,000	Baicher, Corrales	Chengdu Municipal, Chengdu, China
Nov. 5, 1996	at Beijing Guoan	0-1 L	20,000	--	Beijing Worker Stadium, Beijing, China
May 13, 1997	Aston Villa	1-1 T	13,522	Medved	Spartan Stadium, San Jose, CA
Nov. 7, 1997	Atlas	1-1 T	11,533	Welton (guest player)	Spartan Stadium, San Jose, CA
May 5, 1998	Chivas de Guadalajara	1-1 T	10,093	Cerritos	Civic Stadium, Portland, OR
July 10, 1998	Morelia	2-3 L	14,852	Wynalda, Mella	Spartan Stadium, San Jose, CA
Nov. 18, 1998	Toluca	0-2 L	15,421	--	Spartan Stadium, San Jose, CA
Aug. 25, 1999	UNAM Pumas	2-3 L	10,667	Tinsley, Sequeira	Spartan Stadium, San Jose, CA
Sept. 18, 2002	Club America	1-1 T	22,512	Roner	3COM Park, San Francisco, CA
Feb. 9, 2003	Shanghai Shenhua FC	4-0 W	2,499	Alvarez, Tennyson, Walker, Waibel	Negosco Stadium, San Francisco, CA
Oct. 14, 2003	Chivas de Guadalajara	0-2 L	12,195	--	Spartan Stadium, San Jose, CA
May 12, 2004	Sporting Club of Portugal	4-1 W	5,254	Mullan (2), Donovan (2)	Spartan Stadium, San Jose, CA
June 5, 2004	Canada	1-3 L	7,013	Ching (PK)	Spartan Stadium, San Jose, CA
Aug. 5, 2005	Deportivo Alaves	1-1 T	4,522	Nash	Spartan Stadium, San Jose, CA
July 15, 2008	Honduras Olympic Team	4-0 W	2,200	Grabavoy, Salinas, Kirovski, Kamara	Buck Shaw Stadium, Santa Clara, CA
Oct. 7, 2008	CD FAS	2-1 W	5,495	Arce, Kirovski	Buck Shaw Stadium, Santa Clara, CA
Sept. 8, 2009	CD Aguila	0-0 T	2,089	--	Buck Shaw Stadium, Santa Clara, CA
July 17, 2010	Tottenham Hotspur	0-0 T	10,712	--	Buck Shaw Stadium, Santa Clara, CA
July 12, 2011	West Bromwich Albion	2-1 W	6,872	Bingham, Stephenson	Buck Shaw Stadium, Santa Clara, CA
July 31, 2012	Swansea City	2-2 T	9,239	Lenhart (2)	Buck Shaw Stadium, Santa Clara, CA
Sept. 6, 2012	San Luis FC	1-0 W	4,234	Wondolowski	Buck Shaw Stadium, Santa Clara, CA
July 20, 2013	Nonwich City FC	1-0 W	9,631	Cato	Buck Shaw Stadium, Santa Clara, CA
Oct. 14, 2014	CDS Vida	2-1 W	--	Thompson, Stephenson	Buck Shaw Stadium, Santa Clara, CA
May 18, 2016	Real Sociedad	2-1 W	15,697	Wondolowski (2)	Avaya Stadium; San Jose, CA
Sept. 3, 2016	C.F. Pachuca	4-3 L	15,011	Thompson, Salinas (2)	Avaya Stadium; San Jose, CA

USL EXHIBITIONS (8-4-2)

Date	Opponent	Result	Attend.	Goalscorers	Site
June 4, 1997	at Seattle Sounders	0-1 L (SO)	6,601	--	Memorial Stadium, Seattle, WA
Sept. 24, 1997	at California Jaguars	3-1 W	5,140	Baicher, Cerritos, Wynalda	Salinas Sports Complex, Salinas, CA
June 14, 1998	at Vancouver 86ers	3-1 W	1,200	Medved, Lozzano, Vasquez	Rotary Stadium, Vancouver, BC
June 30, 1998	at SF Bay Seals	3-0 W	1,492	Wynalda, Cerritos, Mella	Kezar Stadium, San Francisco, CA
June 7, 1999	at Seattle Sounders	1-0 W(SO)	2,002	--	Renton Stadium, Seattle, WA
July 18, 2000	at Bay Area Seals	2-2 T	1,623	Mulraine, Conteh	Pioneer Stadium, Hayward, CA
June 4, 2001	at Portland Timbers	1-2 L	4,566	Corrales (PK)	PGE Park, Portland, OR
June 6, 2001	at Seattle Sounders	0-0 L (PK)	3,241	--	Joe Albi Stadium, Spokane, WA
Aug. 14, 2001	at Vancouver Whitecaps	3-1 W	6,372	Donovan (2), Agogo	Swangard Stadium, Burnaby, BC
July 14, 2002	at Minnesota Thunder	2-0 W	8,110	De Rosario, Gonzalez	Blaine Sports Complex, Blaine, MN
May 26, 2003	at Seattle Sounders	0-0 T	3,250	--	Seahawks Stadium, Seattle, WA
June 11, 2003	at Chico Rooks	1-1 W (PK)	3,000	Mullan	Rooks Stadium, Chico, CA
Sept. 1, 2003	at Vancouver Whitecaps	4-3 W	4,187	Robinson, De Rosario, Lagos (2)	Swangard Stadium, Burnaby, BC
Sept. 2, 2008	Seattle Sounders	1-2 L	N/A	Roberts	Buck Shaw Stadium, Santa Clara, CA

THE CLUB

2016 REVIEW

CLUB HISTORY

OPPONENTS

MEDIA INFO

RESERVE LEAGUE

The San Jose Earthquakes reserves began play in 2005 and finished tied for fifth in the MLS Reserve League that season, six points behind champion D.C. United. Chris Wondolowski led the team with eight goals and two assists, while Julian Nash contributed four goals and six assists. John Doyle served as head coach of the reserves in 2005, while Ian Russell took over that duty when San Jose came back to MLS in 2008. The Quakes returned to Reserve League action in 2008, before the league was put on hiatus for two seasons. The Quakes reserves restarted play in 2011 with assistant coach Mark Watson as the head of the Reserve League side.

2005 RESERVE LEAGUE RESULTS (5-4-3, 18 POINTS)

Date	Opponent	Score	Record	Goalscorers	Site
April 9	Chivas USA	0-2 L	0-1-0	--	Spartan Stadium, San Jose, CA
April 17	at Chicago	1-3 L	0-2-0	Twelman	UIC Flames Field, Chicago, IL
April 24	Kansas City	0-0 T	0-2-1	--	Valley Christian HS, San Jose, CA
May 15	Dallas	3-1 W	1-2-1	Wondolowski, Hart, Nash	Valley Christian HS, San Jose, CA
May 29	at Kansas City	3-3 T	1-2-2	Goldthwaite, Wondolowski (2)	Arrowhead Stadium, Kansas City, MO
June 5	D.C. United	2-1 W	2-2-2	Nash, Wondolowski	Foothill College, Los Altos Hills, CA
June 19	Real Salt Lake	3-1 W	3-2-2	Ching, Wondolowski, Goldthwaite	Valley Christian HS, San Jose, CA
June 26	Los Angeles	3-0 W	4-2-2	Ching, Aloisi, Russell	Valley Christian HS, San Jose, CA
Aug. 21	at Real Salt Lake	1-2 L	4-3-2	Nash	Trailside Park, Park City, UT
Sept. 4	at Dallas	3-4 L	4-4-2	Ramirez, Weathery, Wondolowski	Pizza Hut Park, Frisco, TX
September 18	at Chivas USA	2-1 W	5-4-2	Wondolowski, Nash	The Home Depot Center, Carson, CA
October 16	at Los Angeles	2-2 T	5-4-3	Wondolowski, Weathery	The Home Depot Center, Carson, CA

2008 RESERVE LEAGUE RESULTS (4-5-3, 15 POINTS)

Date	Opponent	Score	Record	Goalscorers	Site
April 4	at Los Angeles	2-1 W	1-0-0	Ricketts, Smarte	The Home Depot Center, Carson, CA
April 20	at Colorado	1-1 T	1-0-1	Denton	Dick's Sporting Goods Park, Commerce City, CO
May 4	FC Dallas	0-2 L	1-1-1	--	Stanton Field, Santa Clara, CA
May 23	Houston	1-3 L	1-2-1	Roberts	Stanton Field, Santa Clara, CA
June 1	at Real Salt Lake	0-4 L	1-3-1	--	Quinn's Junction, Park City, UT
July 12	Colorado	1-3 L	1-4-1	Hatzke	Stanton Field, Santa Clara, CA
Aug. 3	Los Angeles	1-0 W	2-4-1	Gray	Stanton Field, Santa Clara, CA
Sept. 28	Real Salt Lake	5-0 W	3-4-1	Johnson (2), Salinas, Somma, Arce	Stanton Field, Santa Clara, CA
Oct. 3	at FC Dallas	2-2 T	3-4-2	Ghebru, Roberts	Pizza Hut Park, Frisco, TX
Oct. 12	Chivas USA	1-3 L	3-5-2	Arce	Stanton Field, Santa Clara, CA
Oct. 15	at Houston	2-2 T	3-5-3	Glinton, Somma	Robertson Stadium, Houston, TX
Oct. 21	at Chivas USA	2-1 W	4-5-3	Glinton, Ghebru	The Home Depot Center, Carson, CA



THE CLUB

2016 REVIEW

CLUB HISTORY

OPPONENTS

MEDIA INFO

RESERVE LEAGUE

THE CLUB

2011 RESERVE LEAGUE RESULTS (3-5-1, 10 POINTS)

Date	Opponent	Score	Record	Goalscorers	Site
March 22	Vancouver	2-1 W	1-0-0	Luzunaris	Nutrilite Training Facility, San Jose, CA
April 3	Seattle	0-1 L	1-1-0	--	Nutrilite Training Facility, San Jose, CA
April 23	Chivas USA	3-1 W	2-1-0	Johnson, Ampaipitakwong, Morales	Buck Shaw Stadium, Santa Clara, CA
June 6	LA Galaxy	3-0 W	3-1-0	Guvenisik (2), McLoughlin	Nutrilite Training Facility, San Jose, CA
June 21	at Portland	1-2 L	3-2-0	Leitch	JELD-WEN Field, Portland, OR
July 26	at Chivas USA	1-1 T	3-2-1	Ba	The Home Depot Center, Carson, CA
Aug. 7	Portland	0-2 L	3-3-1	--	Nutrilite Training Facility, San Jose, CA
Sept. 9	at Vancouver	0-1 L	3-4-1	--	Swangard Stadium, Vancouver, BC
Oct. 10	at Seattle	1-3 L	3-5-1	Luzunaris	Starfire Sports Stadium, Tukwila, WA

2016 REVIEW

2012 RESERVE LEAGUE RESULTS (5-3-2, 17 POINTS)

Date	Opponent	Score	Record	Goals	Site
March 27	Portland Timbers	1-0 W	1-0-0	Alexandre	Earthquakes Facility, San Jose, Calif.
April 8	Vancouver Whitecaps	1-2 L	1-1-0	Ampaipitakwong	Earthquakes Facility, San Jose, Calif.
May 8	at LA Galaxy	1-1 T	1-1-1	Guvenisik	University Field #1 (HDC), Carson, Calif.
May 14	Chivas USA	1-1 T	1-1-2	Diaz Pizarro	Earthquakes Facility, San Jose, Calif.
June 8	at Chivas USA	1-3 L	1-2-2	Salinas	The Home Depot Center, Carson, Calif.
Aug. 12	Seattle Sounders FC	3-0 W	2-2-2	Garz, Guvenisik, Corrales	Earthquakes Facility, San Jose, Calif.
Aug. 26	at Portland Timbers	3-1 W	3-2-2	Guvenisik (3)	JELD-WEN Field, Portland, Ore.
Sept. 4	LA Galaxy	2-0 W	4-2-2	Ballouchy, Guvenisik	Earthquakes Facility, San Jose, Calif.
Sept. 10	at Vancouver Whitecaps	2-1 W	5-2-2	Fondy, Morales	Univ. of British Columbia, Vancouver, B.C.
Sept. 25	at Seattle Sounders FC	0-3 L	5-3-2	N/A	Starfire Sports Complex, Seattle, Wash.

CLUB HISTORY

2013 RESERVE LEAGUE RESULTS (4-5-1, 13 POINTS)

Date	Opponent	Score	Record	Goalscorers	Site
March 4	Real Salt Lake	L 0-1	0-1-0	--	Earthquakes Training Facility
April 15	Portland Timbers	L 1-2	0-2-0	Martinez	JELD-WEN Field
April 23	Seattle Sounders FC	L 1-2	0-3-0	Gorskie	Starfire Sports Complex
May 19	Colorado Rapids	W 3-0	1-3-0	Cato, Delgado, Fucito	Earthquakes Training Facility
June 2	Real Salt Lake	W 2-1	2-3-0	Cato, Baca	America First Field
July 15	Antigua Barracuda FC	W 6-0	3-3-0	Ring, Jahn, Phillip (own goal) Garza, Jahn, Stewart	Kezar Stadium
July 28	Portland Timbers	L 0-1	3-4-0	---	Earthquakes Training Facility
Sept. 1	LA Galaxy	T 0-0	3-4-1	---	StubHub Center - University Field 1
Sept. 30	Chivas USA	W 3-2	4-4-1	Fucito, Frias (own goal) Vanschaik	StubHub Center Training Field
Oct. 15	Chivas USA	L 2-3	4-5-1	Garza, Vanschaik	Earthquakes Training Facility

OPPONENTS

ALL-TIME RESERVE LEAGUE STATISTICS

All-Time Record: 16-22-10
 All-Time Goals For: 85
 All-Time Goals Against: 78
 All-Time Shutouts: 11

Goals		Goals
No.	Player	
1.	Chris Wondolowski	8
2.	Sercan Guvenisik	6
2.	Julian Nash	4
T3.	Ryan Johnson	3
T3.	Sam Garza	3
5.	11 players tied	2

Assists		Assists
No.	Player	
T1.	Julian Nash	6
T1.	Sam Garza	6
T3.	Ian Russell	4
T3.	Tommy Thompson	4
T5.	Noah Merl	3
T5.	Shea Salinas	3
T5.	Davide Somma	3
T5.	Mehdi Ballouchy	3

MEDIA INFO

OPPONENTS



FATAI ALASHE

MLS CONFERENCE ALIGNMENT

THE CLUB

2016 REVIEW

CLUB HISTORY

OPPONENTS

MEDIA INFO

WEST



EAST



COLORADO RAPIDS

6000 Victory Way • Commerce City, CO 80022

Tel: 303.272.3500 • Fax: 303.727.3536 • www.coloradorapids.com



THE CLUB

2016 REVIEW

CLUB HISTORY

OPPONENTS

MEDIA INFO

CHIEF CLUB OFFICIALS

Investor/Operator Stan Kroenke/
Kroenke Sports Enterprises
Alternate Governor..... Josh Kroenke
Governor Jim Martin
COO/Alternate Governor..... Matt Hutchings
President Tim Hinchey
Sporting Director Pádraig Smith

VISITING TEAM HOTEL

Denver Marriott City Center
1701 California Street
Denver, CO 80202
Phone: 800.228.9290

TEAM INFORMATION

Head Coach..... Pablo Mastroeni
Assistant Coach Conor Casey
Assistant Coach Steve Cooke
Goalkeeper Coach Chris Sharpe

P.R. DIRECTORY

Coordinator, PR & Social Media: Diego Garcia
Office: 303.727.3508
E-mail: diegogarcia@dsgpark.com

Conference Western
2016 Record 15-6-13
2016 Playoffs Western Conference Finals
2016 Home Record 11-0-6
2016 Road Record 4-6-7

2017 SCHEDULE VS. RAPIDS

Sat., May 13 Dick's Sporting Goods Park 1:00 p.m.
Sat., July 29 Avaya Stadium 7:30 p.m.

ALL-TIME REGULAR-SEASON STATS

Category	San Jose Earthquakes				Colorado Rapids			
	1	2	OT	Tot.	1	2	OT	Tot.
Goals	37	51	0	88	33	40	0	73
Shots	352	396	3	751	370	402	0	772
Shots on Goal	157	178	1	336	156	166	0	322
Fouls	432	437	2	871	426	458	3	887
Offsides	104	93	0	197	105	106	0	211
Corner Kicks	158	152	4	314	128	143	0	271

STADIUM INFORMATION

Dick's Sporting Goods Park
6000 Victory Way
Commerce City, CO 80022
Opened: 2007
MLS Capacity: 18,086
Press Box Phone: 303.727.3555
Surface: Grass (75x120)
Largest Soccer Attendance: 19,680

PRACTICE FACILITY

Dick's Sporting Goods Park
Auxiliary Fields, 6000 Victory Way
Commerce City, CO 80022



FC DALLAS



9200 World Cup Way, Suite 202 • Frisco, TX 75033
 Tel: 469.365.0000 • Fax: 214.705.6799 • www.fcdallas.com

THE CLUB

2016 REVIEW

CLUB HISTORY

OPPONENTS

MEDIA INFO

CHIEF CLUB OFFICIALS

Investor/Operator Hunt Sports Group
 Hunt Sports Group Chairman Clark K. Hunt
 Hunt Sports Group President Dan Hunt
 Technical Director Fernando Clavijo
 Director, Soccer Operations & Assistant Technical Director Luiz Muzzi

TEAM INFORMATION

Head Coach Oscar Pareja
 Assistant Coach Marco Ferruzzi
 Assistant Coach Josema Bazan
 Goalkeeper Coach Drew Keeshan

Conference Western
 2016 Record 17-8-9
 2016 Playoffs Western Conference Semifinals
 2016 Home Record 12-1-4
 2016 Road Record 5-7-5

VISITING TEAM HOTEL

Embassy Suites
 7600 John Q. Hammons Drive
 Frisco, TX 75034
 Phone: 972.712.7200

P.R. DIRECTORY

Vice President, Media and Comm.: Gina Miller
 Office: 469.365.0054
 Cell: 210.259.7865
 E-mail: lgullett@fcdallas.net
 Director, Media Relations: Jason Minnick
 Office: 469.365.0068
 Cell: 570.764.0294
 E-mail: jminnick@fcdallas.net

2017 SCHEDULE VS. FC DALLAS

Fri., Apr. 14 Avaya Stadium 8:00 p.m.
 Sat., May 20 Toyota Stadium 8:00 p.m.

ALL-TIME REGULAR-SEASON STATS

Category	San Jose Earthquakes				FC Dallas			
	1	2	OT	Tot.	1	2	OT	Tot.
Goals	53	36	0	89	29	41	0	70
Shots	337	368	0	705	326	421	0	747
Shots on Goal	153	164	0	317	133	168	0	301
Fouls	399	422	0	821	412	438	0	850
Offsides	65	54	0	119	86	73	0	159
Corner Kicks	127	170	0	297	176	165	0	341

STADIUM INFORMATION

Toyota Stadium
 9200 World Cup Way
 Frisco, CA 75033
 Opened: August 6, 2005
 MLS Capacity: 20,500
 Press Box Phone: 210.259.7865
 Surface: Bermuda Grass (74x117)
 Largest Soccer Attendance: 22,565

PRACTICE FACILITY

adidas Field
 9200 World Cup Way
 Frisco, TX 75033



HOUSTON DYNAMO

1001 Avenida de las Americas, Suite 200 • Houston, TX 77010
 Tel: 713.276.7500 • Fax: 713.276.7580 • www.houstondynamo.com



THE CLUB

2016 REVIEW

CLUB HISTORY

OPPONENTS

MEDIA INFO

CHIEF CLUB OFFICIALS

Investor/Operators Brener International
 ... Group, Golden Boy Promotions, Forever Silver LLC
President, Business Operations Chris Canetti
Senior Vice President..... Steven Powell
Senior VP, Business Development/COO
 David Tagliarino
General Manager/Vice President..... Matt Jordan

TEAM INFORMATION

Head Coach Wilmer Cabrera
Assistant Coach Michael Dellorusso
Assistant Coach Davy Arnaud
Goalkeeper Coach Paul Rogers

Conference Western
2016 Record 7-14-13
2016 Playoffs Did Not Qualify
2016 Home Record 5-5-7
2016 Road Record 2-9-6

VISITING TEAM HOTEL

Hyatt Regency Downtown
 1200 Louisiana St.
 Houston, TX 77002
 Phone: 713.654.1234

P.R. DIRECTORY

Sr. Director, Comms. & Broadcasting: Zac Emmons
 Office: 713.276.7522
 E-mail: zemmons@houstondynamo.com
Communications Coordinator: Edgar Veliz
 Office: 713.276.7561
 E-mail: eveliz@houstondynamo.com

2017 SCHEDULE VS. HOUSTON DYNAMO

Sat., Apr. 22 BBVA Compass Stadium 1:00 p.m.
 Sat., Aug. 12 BBVA Compass Stadium 6:00 p.m.
 Sun., Sept. 16 Avaya Stadium 7:30 p.m.

ALL-TIME REGULAR-SEASON STATS

Category	San Jose Earthquakes				Houston Dynamo			
	1	2	OT	Tot.	1	2	OT	Tot.
Goals	7	16	0	23	14	10	0	24
Shots	100	112	0	212	115	115	0	230
Shots on Goal	29	44	0	73	44	43	0	87
Fouls	95	108	0	203	100	128	0	228
Offsides	18	25	0	43	19	19	0	38
Corner Kicks	37	50	0	87	55	55	0	110

STADIUM INFORMATION

BBVA Compass Stadium
 2200 Texas Avenue
 Houston, TX 77003
 Opened: 2012
 MLS Capacity: 22,000
 Press Box Phone: TBD
 Surface: Grass (70x115)
 Largest Attendance (MLS): N/A

PRACTICE FACILITY

Houston Amateur Sports Park
 12131 Kirby Dr.
 Houston, TX 77045



LA GALAXY



18400 Avalon Blvd., Suite 200 • Carson, CA 90746
 Tel: 310.630.2200 • Fax: 310.630.2250 • www.lagalaxy.com

THE CLUB

2016 REVIEW

CLUB HISTORY

OPPONENTS

MEDIA INFO

CHIEF CLUB OFFICIALS

Investor/Operator AEG
 AEG Sports President & CEO Dan Beckerman
 President Chris Klein
 General Manager & VP Soccer Ops... Pete Vagenas
 Technical Director Jovan Kirovski

TEAM INFORMATION

Head Coach Curt Onalfo
 Assistant Coach Rob Becerra
 Assistant Coach Ante Razov
 Goalkeeper Coach Daniel Gonzalez
 Strength & Conditioning Coach Dan Jones

Conference Western
 2016 Record 12-6-16
 2016 Playoffs Conference Semifinals
 2016 Home Record 8-1-8
 2016 Road Record 4-5-8

VISITING TEAM HOTEL

Torrance Marriott South Bay
 3635 Fashion Way
 Torrance, CA 90503
 Phone: 310.316.3636

P.R. DIRECTORY

VP, Marketing, Comm. and Digital: Brendan Hannan
 Office: 310.630.2245
 Cell: 720.937.8962
 E-mail: bhannan@lagalaxy.com
Communications Manager: Chris Glidden
 Office: 310.630.4623
 Cell: 561.459.0025
 E-mail: cglidden@lagalaxy.com
Communications Manager: Vicky Mercado
 Office: 310.630.2215
 Cell: 310.995.8561
 E-mail: vmercado@lagalaxy.com

2017 SCHEDULE VS. GALAXY

Sat., May 27	Avaya Stadium	7:00 p.m.
Sat., July 1	Stanford Stadium	7:00 p.m.
Sat., Aug. 27	StubHub Center	4:00 p.m.

ALL-TIME REGULAR-SEASON STATS

Category	San Jose Earthquakes				LA Galaxy			
	1	2	OT	Tot.	1	2	OT	Tot.
Goals	37	47	0	84	40	60	0	100
Shots	354	401	7	762	380	429	7	816
Shots on Goal	156	160	3	319	159	197	1	357
Fouls	470	476	8	954	445	463	12	920
Offsides	102	94	1	197	65	83	2	150
Corner Kicks	147	159	2	308	166	160	2	328

STADIUM INFORMATION

StubHub Center
 18400 Avalon Blvd.
 Carson, CA 90746
 Opened: June 1, 2003
 MLS Capacity: 27,000
 Press Box Phone: 310.630.2288
 Surface: Grass (75x120)
 Largest Attendance (MLS): 30,281

PRACTICE FACILITY

The Home Depot Center
 18400 Avalon Blvd.
 Carson, CA 90746



MINNESOTA UNITED

4150 Olsen Memorial Hwy., Suite 300 • Golden Valley, MN 55422
 Tel: 763.476.2237 • Fax: 763.331.8788 • www.mnufc.com



THE CLUB

2016 REVIEW

CLUB HISTORY

OPPONENTS

MEDIA INFO

CHIEF CLUB OFFICIALS

Owner Dr. Bill McGuire
President Nicholas Rogers
COO Todd Abramson
Sporting Director Manny Lagos

TEAM INFORMATION

Head Coach Adrian Heath
Assistant Coach Ian Fuller
Assistant Coach Mark Watson
Goalkeeper Coach Marius Rodve

Conference Western
2016 Record N/A
2016 Playoffs N/A
2016 Home Record N/A
2016 Road Record N/A

VISITING TEAM HOTEL

Renaissance Minneapolis Hotel
 225 Third Avenue South
 Minneapolis, MN 55401
 Phone: 612.375.1700

P.R. DIRECTORY

Director, Public Relations: Eric Durkee
 Cell: 651.270.8755
 E-mail: eric.d@mnunitedfc.com

2017 SCHEDULE VS. MINNESOTA

Sat., Apr. 29 TCF Bank Stadium 5:00 p.m.
 Sun., Oct. 22 Avaya Stadium 1:00 p.m.

ALL-TIME REGULAR-SEASON STATS

Category	San Jose Earthquakes				Minnesota United			
	1	2	OT	Tot.	1	2	OT	Tot.
Goals	0	0	0	0	0	0	0	0
Shots	0	0	0	0	0	0	0	0
Shots on Goal	0	0	0	0	0	0	0	0
Fouls	0	0	0	0	0	0	0	0
Offsidem	0	0	0	0	0	0	0	0
Corner Kicks	0	0	0	0	0	0	0	0

STADIUM INFORMATION

TCF Bank Stadium
 420 SE 23rd Ave.,
 Minneapolis, MN 55455
 Opened: 2009
 MLS Capacity: 21,895
 Press Box Phone: TBD
 Surface: FieldTurf
 Largest Attendance (MLS): N/A

PRACTICE FACILITY

National Sports Center
 1700 105th Ave. NE
 Blaine, MN 55449



PORTLAND TIMBERS



1844 SW Morrison • Portland, OR 97205
 Tel: 503.553.5400 • Fax: 503.553.5405 • www.portlandtimbers.com

THE CLUB

2016 REVIEW

CLUB HISTORY

OPPONENTS

MEDIA INFO

CHIEF CLUB OFFICIALS

Chief Executive Officer Merritt Paulson
 President of Business Mike Golub
 General Manager Gavin Wilkinson

TEAM INFORMATION

Head Coach Caleb Porter
 Assistant Coach Sean McAuley
 Assistant Coach Cameron Knowles
 Goalkeeper Coach Adin Brown

Conference Western
 2016 Record 12-14-8
 2016 Playoffs Did Not Qualify
 2016 Home Record 12-3-2
 2016 Road Record 0-11-6

VISITING TEAM HOTEL

The Nines
 525 SW Morrison
 Portland, OR 97204
 Phone: 877.229.9995

P.R. DIRECTORY

VP, Communications: Chris Metz
 Office: 503.553.5433
 Cell: 503.358.3608
 E-mail: cmetz@timbers.com
 Manager, Media Relations: Jhamie Chin
 Office: 503.553.5529
 Cell: 407.454.2697
 E-mail: jchin@timbers.com
 Manager, Media Relations: Katie Simons
 Office: 503.553.5539
 Cell: 720.207.8167
 E-mail: ksimons@timbers.com

2017 SCHEDULE VS. TIMBERS

Sat., May 6	Avaya Stadium	7:30 p.m.
Fri., June 2	Providence Park	8:00 p.m.
Sat., Sept. 30	Avaya Stadium	7:30 p.m.

ALL-TIME REGULAR-SEASON STATS

Category	San Jose Earthquakes				Portland Timbers			
	1	2	OT	Tot.	1	2	OT	Tot.
Goals	4	12	0	16	6	18	0	24
Shots	90	112	0	202	104	139	0	243
Shots on Goal	28	35	0	63	32	46	0	78
Fouls	95	120	0	215	84	98	0	182
Offside	14	12	0	26	12	14	0	26
Corner Kicks	31	39	0	70	40	42	0	82

STADIUM INFORMATION

Providence Park
 1844 SW Morrison
 Portland, OR 97205
 Opened: 1926
 MLS Capacity: 20,438
 Press Box Phone: 503.553.5503
 Surface: FieldTurf Duraspine PRO (70x110)
 Largest Attendance (MLS): 18,627

PRACTICE FACILITY

adidas Timbers Training Center
 Beaverton, OR 97205



REAL SALT LAKE

9256 State Street • Sandy, UT 84070
 Tel: 801.727.2701 • Fax: 801.727.1459 • www.realsaltlake.com



THE CLUB

2016 REVIEW

CLUB HISTORY

OPPONENTS

MEDIA INFO

CHIEF CLUB OFFICIALS

Owner Dell Loy Hansen
CBO Andy Carroll
General Manager Craig Waibel
Assistant General Manager Elliot Fall

TEAM INFORMATION

Head Coach Jeff Cassar
Assistant Coach Tyrone Marshall
Assistant Coach Ted Eck
Goalkeeper Coach Daryl Shore

Conference Western
2016 Record 12-12-10
2016 Playoffs Knockout Round
2016 Home Record 8-1-8
2016 Road Record 4-11-2

VISITING TEAM HOTEL

Sheraton Salt Lake City
 150 West 500 South
 Salt Lake City, UT 84101
 Phone: 801.401.2000

P.R. DIRECTORY

VP, Broadcasting & Comm.: Trey Fitz-Gerald
 Office: 801.727.2717
 Cell: 801.856.8877
 E-mail: tfitz@realsaltlake.com
Director, Media Services: Matt Gaschk
 Office: 801.727.2848
 Cell: 253.250.3239
 E-mail: mgaschk@realsaltlake.com

2017 SCHEDULE VS. REAL SALT LAKE

Sat., June 24 Avaya Stadium 7:30 p.m.
 Wed., Aug. 23 Rio Tinto Stadium 7:00 p.m.

ALL-TIME REGULAR-SEASON STATS


Category	San Jose Earthquakes				Real Salt Lake			
	1	2	OT	Tot.	1	2	OT	Tot.
Goals	17	18	0	35	17	21	0	38
Shots	161	176	0	337	162	193	0	355
Shots on Goal	64	73	0	137	66	74	0	140
Fouls	174	167	0	341	178	189	0	367
Offsides	30	34	0	64	30	22	0	52
Corner Kicks	60	81	0	141	63	69	0	132

STADIUM INFORMATION

Rio Tinto Stadium
 9256 State Street
 Sandy, UT 84070
 Opened: 2008
 MLS Capacity: 20,213
 Press Box Phone: 801.727.2777
 Surface: Grass (75x120)
 Largest Attendance (MLS): 20,762

PRACTICE FACILITY

America First Field
 76 West Sego Lily Drive
 Sandy, UT 84070



SEATTLE SOUNDERS FC



12 Seahawks Way • Renton, WA 98056
 Tel: 425.203.8000 • Fax: 425.203.8340 • www.soundersfc.com

THE CLUB

2016 REVIEW

CLUB HISTORY

OPPONENTS

MEDIA INFO

CHIEF CLUB OFFICIALS

Majority Owner.....Adrian Hanauer
 Ownership.....Joe Roth, Paul Allen, Drew Carey
 COO.....Bart Wiley
 General Manager and President.....Garth Lagerwey

VISITING TEAM HOTEL

The Hyatt at Olive 8
 1635 8th Ave.
 Seattle, WA 98101
 Phone: 206.695.1234

TEAM INFORMATION

Head Coach.....Brian Schmetzer
 Assistant Coach.....Djimi Traore
 Assistant Coach.....Gonzalo Pineda
 Goalkeeper Coach.....Tom Dutra

P.R. DIRECTORY

Senior Director of Communications: Alex Caufield
 Office: 206.512.1225
 Cell: 216.978.7212
 E-mail: alexc@ssoundersfc.com
Communications Coordinator: Matt Winter
 Office: 206.512.1215
 Cell: 206.639.4610
 E-mail: mattw@soundersfc.com
Communications Coordinator: Danny Ciaccio
 Office: 206.582.0767
 Cell: 206.775.2173
 E-mail: danny@soundersfc.com

Conference.....Western
 2016 Record.....14-14-6
 2016 Playoffs.....MLS Cup Champions
 2016 Home Record.....10-5-2
 2016 Road Record.....4-9-4

2017 SCHEDULE VS. SOUNDERS FC

Sat., Apr. 8 Avaya Stadium 7:30 p.m.
 Sun., July 23 CenturyLink Field 7:00 p.m.

ALL-TIME REGULAR-SEASON STATS

Category	San Jose Earthquakes				Seattle Sounders FC			
	1	2	OT	Tot.	1	2	OT	Tot.
Goals	17	18	0	35	17	21	0	38
Shots	161	176	0	337	162	193	0	355
Shots on Goal	64	73	0	137	66	74	0	140
Fouls	174	167	0	341	178	189	0	367
Offsides	30	34	0	64	30	22	0	52
Corner Kicks	60	81	0	141	63	69	0	132

STADIUM INFORMATION

Xbox Pitch at CenturyLink Field
 800 Occidental Ave. S.
 Seattle, WA 98134
 Opened: July 28, 2002
 MLS Capacity: 38,500
 Press Box Phone: 206.381.7237
 Surface: FieldTurf Revolution (73x117)
 Largest Attendance (MLS): 46,011

PRACTICE FACILITY

Starfire Sports Complex
 14800 Starfire Way
 Seattle, WA 98188
 206.431.3232



SPORTING KANSAS CITY

210 West 19th Terrace • Kansas City, MO 64108
Tel: 913.387.3400 • Fax: 913.387.3401 • www.sportingkc.com



THE CLUB

2016 REVIEW

CLUB HISTORY

OPPONENTS

MEDIA INFO

CHIEF CLUB OFFICIALS

Owners Neal Patterson
 Cliff Illig, Robb Heineman
 Greg Maday, Pat Curran

President Jake Reid

TEAM INFORMATION

Manager/Technical Director Peter Vermes
Assistant Coach Kerry Zavagnin
Assistant Coach Zoran Savic
Goalkeeper Coach Alec Dufty
Fitness Coach Mateus Manoel

Conference Western
2016 Record 13-13-8
2016 Playoffs Knockout Round
2016 Home Record 10-4-3
2016 Road Record 3-9-5

VISITING TEAM HOTEL

Kansas City Marriott Downtown
 200 West 12th Street
 Kansas City, MO 64105
 Phone: 816.421.6800

P.R. DIRECTORY

Exec. VP, Communications/Digital: Rob Thomson
 Office: 913.387.3405
 Cell: 913.226.6024
 E-mail: rthomson@sportingkc.com

Manager, Communications/Digital: Jonathan Kaplan
 Office: 816.949.1197
 Cell: 516.965.4664
 E-mail: jkaplan@sportingkc.com

Manager, Communications/Digital: Molly Dreska
 Office: 913.387.3428
 Cell: 516.567.4468
 E-mail: mdreska@sportingkc.com

2017 SCHEDULE VS. SPORTING KANSAS CITY

Sat., March 18 Children's Mercy Park 5:30 p.m.
 Sat., June 17 Avaya Stadium 6:00 p.m.

ALL-TIME REGULAR-SEASON STATS

Category	San Jose Earthquakes				Sporting Kansas City			
	1	2	OT	Tot.	1	2	OT	Tot.
Goals	28	38	0	66	28	35	0	63
Shots	321	332	10	663	322	359	7	688
Shots on Goal	132	140	4	276	140	154	3	297
Fouls	415	393	5	813	373	364	4	741
Offside	84	64	1	149	73	75	0	148
Corner Kicks	133	145	3	281	133	139	1	273

STADIUM INFORMATION

Children's Mercy Park
 One Sporting Way
 Kansas City, KS 66111
 Opened: 2011
 MLS Capacity: 18,467
 Press Box Phone: 913.912.7675
 Surface: Grass (75x120)
 Largest Attendance (MLS): 20,839

PRACTICE FACILITY

Swope Park Training Center
 6310 Lewis Road
 Kansas City, MO 64130



VANCOUVER WHITECAPS FC



Suite 550 - 375 Water Street • Vancouver, BC V6B 5C6
 Tel: 604.669.9283 • Fax: 604.684.5173 • www.whitecapsfc.com

THE CLUB

CHIEF CLUB OFFICIALS

Owners Greg Kerfoot, Steve Luczo
 Jeff Mallett, Steve Nash
President Bob Lenarduzzi

TEAM INFORMATION

Head Coach Carl Robinson
Assistant Coach Martyn Pert
Assistant Coach Gordon Forrest
Goalkeeper Coach Stewart Kerr

Conference Western
2016 Record 10-15-9
2016 Playoffs Did Not Qualify
2016 Home Record 6-5-6
2016 Road Record 10-3-17

VISITING TEAM HOTEL

Hyatt Regency Vancouver
 655 Burrard Street
 Vancouver, BC V6C 2R7; Phone: 604.683.1234

P.R. DIRECTORY

Director, Broadcast and Comm.: Tom Plasteras
 Office: 604.753-8915
 E-mail: tplasteras@whitecapsfc.com
Sr. Mgr., Media Relations/Broadcast: Nathan Vanstone
 Office: 604.629.2251
 Cell: 778.228.7177
 E-mail: nvanstone@whitecapsfc.com
Sr. Mgr., Corporate Comm./Community: Andrea Blendl
 Office: 604.669.9283 x2260
 Cell: 604.355.9283
 E-mail: ablendl@whitecapsfc.com
Specialist, Communications: Brandon Timko
 Office: 604.669.9283 x2292
 Cell: 604.355.1245
 E-mail: btimko@whitecapsfc.com

2016 REVIEW

CLUB HISTORY

2017 SCHEDULE VS. WHITECAPS FC

Sat., March 11 Avaya Stadium 7:00 p.m.
 Sun., Oct. 15 BC Place 2:00 p.m.

ALL-TIME REGULAR-SEASON STATS

Category	San Jose Earthquakes				Vancouver Whitecaps FC			
	1	2	OT	Tot.	1	2	OT	Tot.
Goals	7	9	0	16	10	11	0	21
Shots	89	120	0	209	87	110	0	197
Shots on Goal	30	36	0	66	31	43	0	74
Fouls	110	98	0	208	103	130	0	233
Offside	11	17	0	28	21	12	0	33
Corner Kicks	38	45	0	83	39	34	0	73

OPPONENTS

STADIUM INFORMATION

BC Place
 777 Pacific Boulevard
 Vancouver, BC V6B 4Y8
 Opened: 1981
 MLS Capacity: 21,000
 Press Box Phone: TBA
 Surface: Polytan Ligaturf 240 RS+ (75x117)
 Largest Soccer Attendance: 60,342

PRACTICE FACILITY

Burnaby Lake Sports Complex West
 3677 Kensington Avenue
 Burnaby, BC V5B 4A5



MEDIA INFO

ATLANTA UNITED FC

1 Georgia Dome Dr. • Atlanta, GA 30313
Tel: 678.420.7200 • www.atludf.com



THE CLUB

2016 REVIEW

CLUB HISTORY

OPPONENTS

MEDIA INFO

CHIEF CLUB OFFICIALS

Owner Arthur Blank
President Darren Eales
Technical Director Carlos Bocanegra

TEAM INFORMATION

Head Coach Gerardo "Tata" Martino
Assistant Coach Jorge Theiler
Assistant Coach Dario Sala
Goalkeeper Coach Aron Hyde

Conference Eastern
2016 Record N/A
2016 Playoffs N/A
2016 Home Record N/A
2016 Road Record N/A

VISITING TEAM HOTEL

Atlanta Marriott Marquis
265 Peachtree Center NE
Atlanta, GA 30303
Phone: 407.521.0000

P.R. DIRECTORY

Director, Communications: Elena Cizmaric
Office: 404.367.2066
E-mail: ecizmaric@atludf.com
Manager, Communications: Chris Winkler
Office: 404.514.8574
Cell: 716.430.9477
E-mail: cwinkler@atludf.com

2017 SCHEDULE VS. ATLANTA

Tues., July 4 Bobby Dodd Stadium 4:00 p.m

ALL-TIME REGULAR-SEASON STATS

Category	San Jose Earthquakes				Atlanta United FC			
	1	2	OT	Tot.	1	2	OT	Tot.
Goals	0	0	0	0	0	0	0	0
Shots	0	0	0	0	0	0	0	0
Shots on Goal	0	0	0	0	0	0	0	0
Fouls	0	0	0	0	0	0	0	0
Offside	0	0	0	0	0	0	0	0
Corner Kicks	0	0	0	0	0	0	0	0

STADIUM INFORMATION

Mercedes Benz Stadium
360 Northside Dr NW
Atlanta, GA 30312
Opened: 2017
MLS Capacity: 40,000
Press Box Phone: TBD
Surface: MX 3-Star Turf System
Largest Attendance (MLS): N/A

PRACTICE FACILITY

Atlanta United Training Ground
Marietta, GA 37069



CHICAGO FIRE

7000 South Harlem Ave. • Bridgeview, IL 60455
 Tel: 708.594.7200 • Fax: 708.496.6050 • www.chicago-fire.com



THE CLUB

2016 REVIEW

CLUB HISTORY

OPPONENTS

MEDIA INFO

CHIEF CLUB OFFICIALS

Investor/Operator ... Andrew Hauptman / Andell, Inc.
Chief Operating Officer Atul Khosla
General Manager Nelson Rodriguez

TEAM INFORMATION

Head Coach Veljko Paunovic
Assistant Coach Marko Mitrovic
Goalkeeper Coach Aleksandar Saric

Conference Eastern
2016 Record 7-17-10
2016 Playoffs Did Not Qualify
2016 Home Record 6-3-8
2016 Road Record 1-14-2

VISITING TEAM HOTEL

Swissotel Chicago
 323 East Wacker Drive
 Chicago, IL 60601
 Phone: 312.565.0565

P.R. DIRECTORY

Vice President, Communications: Doug Hicks
 Office: 708.496.6724
 E-mail: dhicks@chicago-fire.com
Director, Communications: Frank Stranzl
 Office: 708.496.6795
 Cell: 707.696.1931
 E-mail: fstranzl@chicago-fire.com
Manager, Communications: Eunice Kim
 Office: 708.496.6726
 Cell: 770.634.7636
 E-mail: ekim@chicago-fire.com

2017 SCHEDULE VS. FIRE

Wed., Sept. 27 Avaya Stadium 7:30 p.m.

ALL-TIME REGULAR-SEASON STATS

Category	San Jose Earthquakes				Chicago Fire			
	1	2	OT	Tot.	1	2	OT	Tot.
Goals	13	29	0	42	21	29	0	50
Shots	196	226	10	432	211	246	7	464
Shots on Goal	88	103	0	191	92	104	2	198
Fouls	259	266	9	534	213	237	9	459
Offsides	34	43	1	78	45	43	2	90
Corner Kicks	88	93	2	183	98	94	2	194

STADIUM INFORMATION

Toyota Park
 7000 South Harlem Ave.
 Bridgeview, IL 60455
 Opened: 2006
 MLS Capacity: 20,000
 Press Box Phone: 708.496.6891
 Surface: Grass (75x120)
 Largest Attendance (MLS): 21,868

PRACTICE FACILITY

Toyota Park
 7000 South Harlem Ave.
 Bridgeview, IL 60455



COLUMBUS CREW SC

One Black & Gold Blvd. • Columbus, OH 43211
 Tel: 614.447.2739 • Fax: 614.447.4109 • www.columbuscrewsc.com



THE CLUB

2016 REVIEW

CLUB HISTORY

OPPONENTS

MEDIA INFO

CHIEF CLUB OFFICIALS

Investor/Operator Anthony Precourt
President Andy Loughnane

TEAM INFORMATION

Head Coach & Sporting Director.... Gregg Berhalter
Director of Soccer Ops Asher Mendolsohn
Assistant Coach Nico Estevez
Assistant Coach Pat Onstad
Assistant Coach Josh Wolff

Conference Eastern
2016 Record 8-14-12
2016 Playoffs Did Not Qualify
2016 Home Record 6-3-8
2016 Road Record 2-11-4

VISITING TEAM HOTEL

Sheraton Columbus Hotel at Capitol Square
 East State Street
 Columbus, OH 43215
 614.365.4500

P.R. DIRECTORY

Director, Communications: Tim Miller
 Office: 614.447.4176
 Cell: 847.828.2003
 E-mail: tmiller@columbuscrewsc.com
Manager, Communications: Carlos Mojica
 Office: 614.447.4203
 Cell: 330.321.8989
 E-mail: cmojica@columbuscrewsc.com

2017 SCHEDULE VS. COLUMBUS

Sat., Aug. 5 Avaya Stadium 7:30 p.m.

ALL-TIME REGULAR-SEASON STATS

Category	San Jose Earthquakes				Columbus Crew			
	1	2	OT	Tot.	1	2	OT	Tot.
Goals	23	33	1	57	24	40	1	65
Shots	262	279	1	542	241	267	5	513
Shots on Goal	100	126	0	226	94	118	2	214
Fouls	300	259	5	564	260	286	3	549
Offsides	51	46	0	97	42	57	0	99
Corner Kicks	132	114	1	247	122	107	1	230

STADIUM INFORMATION

MAPFRE Stadium
 One Black & Gold Blvd.
 Columbus, OH 43211
 Opened: 1999
 MLS Capacity: 20,145
 Press Box Phone: 614.447.4289
 Surface: Grass (75x115)
 Largest Attendance (MLS): 24,741

PRACTICE FACILITY

Crew Training Center at Obetz
 4153 Alum Creek Dr.
 Obetz, OH 43207



D.C. UNITED



2400 East Capitol Street SE • Washington, DC 20003
 Tel: 202.587.5000 • Fax: 202.587.5400 • www.dcunited.com

THE CLUB

2016 REVIEW

CLUB HISTORY

OPPONENTS

MEDIA INFO

CHIEF CLUB OFFICIALS

Managing Partner Erick Thohir
Managing General Partner Jason Levien
President of Business Operations Tom Hunt
Chief Revenue Officer Mike Schoenbrun
General Manager Dave Kasper

VISITING TEAM HOTEL

Renaissance Washington
 1143 New Hampshire Avenue NW
 Washington, DC 20037
 Phone: 202.775.0800

TEAM INFORMATION

Head Coach Ben Olsen
Assistant Coach Chad Ashton
Assistant Coach Nolan Sheldon
Goalkeeper Coach Zach Thornton

P.R. DIRECTORY

Director, Media/Communications: Lindsay Simpson
 Office: 202.587.5486
 Cell: 770.713.5377
 E-mail: lsimpson@dcunited.com
Communications Associate: Sam Legg
 Cell: 703-346-5209
 E-mail: slegg@dcunited.com

Conference Eastern
2016 Record 11-10-13
2016 Playoffs Knockout Round
2016 Home Record 9-4-4
2016 Road Record 2-6-9

2017 SCHEDULE VS. D.C. UNITED

Sat., Sept. 23 RFK Stadium 4:00 p.m.

ALL-TIME REGULAR-SEASON STATS

Category	San Jose Earthquakes				D.C. United			
	1	2	OT	Tot.	1	2	OT	Tot.
Goals	24	33	0	57	31	28	0	59
Shots	189	245	6	440	240	231	1	472
Shots on Goal	84	112	4	200	106	100	0	206
Fouls	245	255	5	505	243	251	6	500
Offsides	72	68	1	141	45	52	0	97
Corner Kicks	79	88	2	169	101	103	0	204

STADIUM INFORMATION

RFK Stadium
 2400 East Capitol Street SE
 Washington, DC 20003
 Opened: 1971
 MLS Capacity: 19,647
 Press Box Phone: 202.547.0927
 Surface: Grass (72x110)
 Largest Soccer Attendance: 57,431

PRACTICE FACILITY

RFK Stadium Training Fields
 2400 East Capitol Street SE
 Washington, DC 20003



MONTREAL IMPACT

4750 Sherbrooke East Street • Montreal, QC H1V 3S8
 Tel: 514.328.3668 • Fax: 514.328.1287 • impactmontreal.com/en



THE CLUB

2016 REVIEW

CLUB HISTORY

OPPONENTS

MEDIA INFO

CHIEF CLUB OFFICIALS

Owners Saputo Family
President Joey Saputo
Chief Soccer Officer Pari Ashagouni
Technical Director Adam Braz

TEAM INFORMATION

Head Coach Mauro Biello
Assistant Coach Jason Di Tullio
Assistant Coach Wilfried Nancy
Goalkeeper Coach Youssef Dahha
Fitness Coach Yannick Girard

Conference Eastern
2016 Record 11-11-12
2016 Playoffs Eastern Conference Final
2016 Home Record 7-5-5
2016 Road Record 4-6-7

VISITING TEAM HOTEL

Le Centre Sheraton Montreal Hotel
 1201, Rene-Levesque West
 Montreal, QC, Canada H3B 2L7
 Phone: 514.878.2000

P.R. DIRECTORY

Director, Communications: Patrick Vallée
 Office: 514.328.3668 Ext. 227
 Cell: 514.919.0539
 E-mail: patrick.vallee@impactmontreal.com
Manager, Media Relations: Eric Forest
 Office: 514.328.3668 Ext. 267
 Cell: 514.799.2817
 E-mail: eric.forest@impactmontreal.com

2017 SCHEDULE VS. IMPACT

Sat., March 4 Avaya Stadium 7:00 p.m.

ALL-TIME REGULAR-SEASON STATS

Category	San Jose Earthquakes				Impact			
	1	2	OT	Tot.	1	2	OT	Tot.
Goals	2	3	0	5	4	7	0	11
Shots	30	38	0	68	33	29	0	62
Shots on Goal	10	9	0	19	15	15	0	30
Fouls	24	25	0	49	34	31	0	65
Offsides	8	6	0	14	5	5	0	10
Corner Kicks	18	12	0	30	12	6	0	18

STADIUM INFORMATION

Stade Saputo
 4750 Sherbrooke East Street
 Montreal, QC, Canada H1V 3S8
 Opened: May 19, 2008
 MLS Capacity: 20,341
 Press Box Phone: TBD
 Surface: Grass (77x120)
 Largest Attendance (MLS): N/A

PRACTICE FACILITY

Complexe sportif Claude-Robillard
 1000, Emile-Journault Street
 Montreal, QC, Canada H2M 2E7



NEW ENGLAND REVOLUTION

One Patriot Place • Foxborough, MA 02035
 Tel: 877.438.7387 • Fax: 508.384.9129 • www.revolutionsoccer.net



THE CLUB

2016 REVIEW

CLUB HISTORY

OPPONENTS

MEDIA INFO

CHIEF CLUB OFFICIALS

Investor/Operators Robert K. Kraft
 Jonathan A. Kraft
President Brian Bilello
General Manager Michael Burns

TEAM INFORMATION

Head Coach Jay Heaps
Assistant Coach Tom Soehn
Assistant Coach Remi Roy

Conference Eastern
2016 Record 11-14-9
2016 Playoffs Did Not Qualify
2016 Home Record 9-4-4
2016 Road Record 2-10-5

VISITING TEAM HOTEL

Renaissance Hotel & Spa at Patriot Place
 28 Patriot Place
 Foxborough, MA 02035
 Phone: 508.543.5500

P.R. DIRECTORY

Communications Director: Kaitlin Gangl
 Office: 508.549.0496
 Cell: 508.954.7385
 E-mail: rachaeln@revolutionsoccer.net
Communications Manager: Adam Klionsky
 Office: 508.549.0468
 Cell: 508.455.7551
 E-mail: adamk@revolutionsoccer.net
Communications Coordinator: Scott Altman
 Office: 508.549.0533
 Cell: 508.404.5419
 E-mail: scotta@revolutionsoccer.net
Communications Coordinator: Kevin Noonan
 Office: 508.549.0512
 Cell: 508.404.0248
 E-mail: kevin@revolutionsoccer.net

2017 SCHEDULE VS. REVOLUTION

Wed., Apr. 19 Gillette Stadium 4:30 p.m.

ALL-TIME REGULAR-SEASON STATS

Category	San Jose Earthquakes				New England Revolution			
	1	2	OT	Tot.	1	2	OT	Tot.
Goals	22	46	0	68	21	29	0	50
Shots	210	243	2	455	261	269	2	532
Shots on Goal	97	125	0	222	106	113	1	220
Fouls	295	295	2	592	299	285	5	589
Offsides	67	70	2	139	58	52	2	112
Corner Kicks	96	111	0	207	110	110	2	222

STADIUM INFORMATION

Gillette Stadium
 One Patriot Place
 Foxborough, MA 02035
 Opened: May 11, 2002
 MLS Capacity: 20,000
 Press Box Phone: 508.384.1960
 Surface: FieldTurf Duraspine PRO (75x106)
 Largest Soccer Attendance: 67,584

PRACTICE FACILITY

Gillette Stadium Practice Fields
 One Patriot Place
 Foxborough, MA 02035



NEW YORK CITY FC

600 Third Ave., 30th Floor • New York, NY 10016
 Tel: 212.738.5900 • Fax: 212.738.5901 • nycfc.com



THE CLUB

2016 REVIEW

CLUB HISTORY

OPPONENTS

MEDIA INFO

CHIEF CLUB OFFICIALS

President Jon Patricof
Owners City Football Group/
 Yankee Global Enterprises
Sporting Director Claudio Reyna

TEAM INFORMATION

Head Coach Patrick Vieira
Assistant Coach Javier Perez
Assistant Coach Christian Lattanzio
Assistant Coach Robert Vartughian

Conference Eastern
2016 Record 15-10-9
2016 Playoffs Conference Semifinals
2016 Home Record 8-3-6
2016 Road Record 7-7-3

VISITING TEAM HOTEL

Grand Hyatt New York
 109 East 42nd Street
 New York, NY, 10017
 Phone: 212.883.1234

P.R. DIRECTORY

Director, Media Relations: Sam Cooke
 Office: 212.738.5896
 Cell: 347.324.6215
 E-mail: sam.cooke@nycfc.com
Sr. Manager, Communications & Hispanic Media Relations: Nicole Chayet Singer
 Office: 646.873.5712
 Cell: 858.775.5211
Manager, Communications: Amanda Marston
 Office: 212.738.5894
 Cell: 512.565.8755
 E-mail: amanda.marston@nycfc.com
Manager, Media Relations: Carter Daly
 Office: 212.738.5810
 Cell: 201.919.8890
 E-mail: carter.daly@nycfc.com

2017 SCHEDULE VS. NYCFC

Sat., Apr. 1 Yankee Stadium 11:00 a.m.

ALL-TIME REGULAR-SEASON STATS


Category	San Jose Earthquakes				NYCFC			
	1	2	OT	Tot.	1	2	OT	Tot.
Goals	0	2	0	2	0	3	0	3
Shots	12	20	0	32	9	13	0	22
Shots on Goal	5	5	0	10	2	6	0	8
Fouls	13	6	0	19	18	14	0	32
Offsides	0	6	0	6	2	0	0	2
Corner Kicks	5	9	0	14	5	3	0	8

STADIUM INFORMATION

Yankee Stadium
 One E 161st St.
 Bronx, NY 10451
 Opened: 2009
 MLS Capacity: 33,444
 Press Box Phone: TBA
 Surface: Grass (70x110)
 Largest Soccer Attendance: 29,016

PRACTICE FACILITY

SUNY Purchase
 735 Anderson Hill Rd.
 Purchase, NY 10577



NEW YORK RED BULLS



600 Cape May Street • Harrison, NJ 07029
 Tel: 973.268.8420 • Fax: 973.482.9340 • www.newyorkredbulls.com

THE CLUB

2016 REVIEW

CLUB HISTORY

OPPONENTS

MEDIA INFO

CHIEF CLUB OFFICIALS

Investor/Operator Red Bull GmbH
 Sporting Director Denis Hamlett
 Chief Financial Officer Luis Miguel Garcia
 General Manager Marc de Grandpre

VISITING TEAM HOTEL

W Hotel Hoboken
 225 River Street
 Hoboken, NJ 07030
 (201) 253-2400

TEAM INFORMATION

Head Coach Jesse Marsch
 Assistant Coach Denis Hamlett
 Assistant Coach Chris Armas
 Goalkeeper Coach Preston Burpo

P.R. DIRECTORY

Communications Manager: Gordon Stevenson
 Office: 973.776.8822
 Cell: 973.432.2583
 E-mail: gordon.stevenson@newyorkredbulls.com

Conference Eastern
 2016 Record 16-9-9
 2016 Playoffs Eastern Conference Semifinals
 2016 Home Record 13-2-2
 2016 Road Record 3-7-7

2017 SCHEDULE VS. RED BULLS

Wed., July 19 Red Bull Arena 4:30 p.m.

ALL-TIME REGULAR-SEASON STATS

Category	San Jose Earthquakes				New York Red Bulls			
	1	2	OT	Tot.	1	2	OT	Tot.
Goals	27	29	0	56	30	22	0	52
Shots	218	256	5	479	245	258	5	508
Shots on Goal	103	113	1	217	100	109	3	212
Fouls	270	257	6	533	256	274	4	534
Offsides	59	59	3	121	41	52	1	94
Corner Kicks	89	91	2	182	113	106	1	220

STADIUM INFORMATION

Red Bull Arena
 600 Cape May Street
 Harrison, NJ 07029
 Opened: 2010
 MLS Capacity: 25,000
 Press Box Phone: TBD
 Surface: Grass (75x120)
 Largest Attendance (MLS): 25,000

PRACTICE FACILITY

Montclair State University
 1 Normal Ave.
 Montclair, NJ 07043
 Phone: 973.655.2037



ORLANDO CITY SC

618 E South St., Suite 510 • Orlando, 32801
Tel: 855.675.2489 • Fax: 407.480.4729 • orlandocitysc.com



THE CLUB

2016 REVIEW

CLUB HISTORY

OPPONENTS

MEDIA INFO

CHIEF CLUB OFFICIALS

Chairman & Owner Flavio Augusto da Silva
Founder and Life President Phil Rawlins
Chief Executive Officer Alex Leitao
Chief Operating Officer Fred Pollastri

TEAM INFORMATION

Head Coach Jason Kreis
Assistant Coach Charles "CJ" Brown
Assistant Coach Miles Joseph
Assistant Coach Bobby Murphy
Goalkeeper Coach Tim Mulqueen

Conference Eastern
2016 Record 9-11-14
2016 Playoffs Did Not Qualify
2016 Home Record 6-4-7
2016 Road Record 3-7-7

VISITING TEAM HOTEL

Grand Bohemian Hotel
325 S Orange Ave.
Orlando, FL 32801
Phone: 407.313.9000

P.R. DIRECTORY

Sr. Director, Communications: Diogo Kotscho
Cell: 407.325.6833

E-mail: dkotscho@orlandocitysc.com

Director, Communications: Jacklyne Ramos

Office: 407.480.4751

E-mail: jramos@orlandocitysc.com

Coordinator, Communications: Rafael Cabrera

Cell: 954.391.3348

E-mail: rcabrera@orlandocitysc.com

2017 SCHEDULE VS. ORLANDO CITY SC

Wed., May 17 Avaya Stadium 7:30 p.m.

ALL-TIME REGULAR-SEASON STATS

Category	San Jose Earthquakes				Orlando City SC			
	1	2	OT	Tot.	1	2	OT	Tot.
Goals	0	3	0	3	0	3	0	3
Shots	9	16	0	25	9	11	0	20
Shots on Goal	1	7	0	8	1	8	0	9
Fouls	12	16	0	28	17	16	0	33
Offsides	0	3	0	3	1	0	0	1
Corner Kicks	3	7	0	10	3	4	0	7

STADIUM INFORMATION

Orlando City Stadium
655 Church St.
Orlando, FL 32805
Opened: 2017
MLS Capacity: 25,500
Press Box Phone: TBA
Surface: Natural Grass (74x114)
Largest Soccer Attendance: N/A

PRACTICE FACILITY

Lake Sylvan Park Complex
845 Lake Markham Rd.
Sanford, FL 32771



PHILADELPHIA UNION

2501 Seaport Drive, Switch House Suite 500 • Chester, PA 19013
 Tel: 610.497.1657 • Fax: 610.497.3309 • philadelphiaunion.com



THE CLUB

2016 REVIEW

CLUB HISTORY

OPPONENTS

MEDIA INFO

CHIEF CLUB OFFICIALS

Chairman/Owner Jay Sugarman
Investors/Owners Christopher Buccini
 Robert Buccini, David Pollin
 Weston Solutions, Inc., Graham Partners
Chief Business Officer Tim McDermott
Exec. VP & COO Dave Debusschere

VISITING TEAM HOTEL

Hyatt Regency Philadelphia at Penn's Landing
 201 South Columbus Blvd.
 Philadelphia, PA 19106
 Phone: 215.928.1234

TEAM INFORMATION

Sporting Director Earnie Stewart
Technical Director Chris Albright
Head Coach Jim Curtin
Assistant Coach Mike Sorber
Assistant Coach B.J. Callaghan
Assistant Coach Oka Nikolov

P.R. DIRECTORY

Communications Manager: Ryan Schwepfinger
 Office: 610.751.7067
 E-mail: rschwepfinger@philadelphiaunion.com
Media Relations Coordinator: Matt Bodiford
 Office: 610.497.6727
 E-mail: mbodiford@philadelphiaunion.com

2017 SCHEDULE VS. UNION

Sat., Aug. 19 Avaya Stadium 7:30 p.m.

Conference Eastern
2016 Record 11-14-9
2016 Playoffs Knockout Round
2016 Home Record 8-5-4
2016 Road Record 3-9-5

ALL-TIME REGULAR-SEASON STATS


Category	San Jose Earthquakes				Philadelphia Union			
	1	2	OT	Tot.	1	2	OT	Tot.
Goals	2	8	0	10	4	6	0	10
Shots	41	55	0	96	35	65	0	100
Shots on Goal	13	20	0	33	14	28	0	42
Fouls	43	70	0	113	47	48	0	95
Offsides	9	14	0	23	9	11	0	20
Corner Kicks	19	31	0	50	22	27	0	49

STADIUM INFORMATION

Talen Energy Stadium
 One Stadium Drive
 Chester, PA 19013
 Opened: 2010
 MLS Capacity: 18,500
 Press Box Phone: TBA
 Surface: Grass (75x120)
 Largest Soccer Attendance: 19,178

PRACTICE FACILITY

Power Training Complex
 2501 Seaport Drive
 Chester, PA 19013



170 Princes' Blvd. • Toronto, ON M6K 3C3
 Tel: 416.815.5400 • Fax: 416.815.5452 • www.torontofc.ca



CHIEF CLUB OFFICIALS

Owner: Maple Leafs Sports & Entertainment
President Bill Manning
General Manager Tim Bezbatchenko

TEAM INFORMATION

Head Coach Greg Vanney
Assistant Coach Robin Fraser
Assistant Coach Nick Theslof
Assistant Coach Dan Calichman
Goalkeeper Coach Jon Conway

Conference Eastern
2016 Record 14-9-11
2016 Playoffs MLS Cup Final
2016 Home Record 8-3-6
2016 Road Record 6-6-5

VISITING TEAM HOTEL

Hyatt Regency
 370 King Street West
 Toronto, ON
 M5V 1J9
 416.343.1234

P.R. DIRECTORY

Director, Media Relations: Jeff Bradley
 Office:
 Cell:
 E-mail:
Manager, Media Relations: Mike Masaro
 Office: 416.815.2474
 Cell: 416.716.1311
 E-mail: mmasaro@torontofc.ca
Assistant, Media Relations: Anthony Cozzetto
 Office: 416.815.6126
 Cell: 416.371.9398
 E-mail: acozzetto@torontofc.ca

2017 SCHEDULE VS. TORONTO FC

Sat., Sept. 9 BMO Field 2:00 p.m.

ALL-TIME REGULAR-SEASON STATS


Category	San Jose Earthquakes				Toronto FC			
	1	2	OT	Tot.	1	2	OT	Tot.
Goals	6	12	0	18	9	8	0	17
Shots	90	82	0	172	76	80	0	156
Shots on Goal	29	33	0	62	32	21	0	53
Fouls	68	66	0	134	69	69	0	138
Offsides	23	12	0	35	17	17	0	34
Corner Kicks	28	34	0	62	28	35	0	63

STADIUM INFORMATION

BMO Field
 170 Princes' Blvd.
 Toronto, ON M6K 3C3
 Opened: 2007
 MLS Capacity: 21,859
 Press Box Phone: 508.384.1960
 Surface: Grass (69m x 105m)
 Largest Soccer Attendance: 22,453

PRACTICE FACILITY

BMO Field
 TFC Acad. Facility at Downsview Park
 Oakville Soccer Centre



SERIES HISTORIES

THE CLUB

2016 REVIEW

CLUB HISTORY

OPPONENTS

MEDIA INFO

CHICAGO FIRE

Regular Season	10-14-11
Home	8-5-5
Away	2-9-6
Shootout (1996-99)	1-0
Overtime (2000-03)	0-0-5
MLS Cup Playoffs	1-0-0
US Open Cup	0-1-0
US Open Cup Play-In	0-1-0
All-Time Scoring (MLS)	. SJ 42, CHI 50

All-Time Results

04.11.98 & ... vs. CHI	1-0	W
06.11.98	at CHI	2-5 L
07.22.98 #	vs. CHI	1-1 (3-4 pk) L
07.29.98	vs. CHI	3-0 W
08.15.98	at CHI	1-2 L
03.20.99	vs. CHI	1-3 L
06.19.99	at CHI	0-2 L
07.23.99	at CHI	2-2 (2-0) W
09.26.99	vs. CHI	2-0 W
05.13.00	at CHI	1-4 L
06.24.00	vs. CHI	1-1 (OT) T
05.26.01	at CHI	1-1 (OT) T
08.18.01	vs. CHI	0-1 L
05.26.02	at CHI	1-1 (OT) T
07.24.02	vs. CHI	1-0 W
05.10.03	at CHI	0-0 (OT) T
05.31.03	vs. CHI	1-4 L
07.05.03	vs. CHI	0-0 (OT) T
11.23.03 *	vs. CHI	4-2 W
04.10.04	vs. CHI	0-0 T
06.19.04	at CHI	1-1 T
08.11.04	at CHI	1-2 L
04.16.05	at CHI	1-2 L
09.21.05	vs. CHI	2-0 W
04.12.08 %	vs. CHI	0-1 L
06.28.08	at CHI	0-0 T
04.11.09	vs. CHI	3-3 T
07.18.09	at CHI	0-2 L
04.10.10	at CHI	2-1 W
09.29.10	vs. CHI	0-3 L
05.24.11 +	vs. CHI	2-2 (4-5 pk) L
05.28.11	at CHI	2-2 T
09.10.11	vs. CHI	2-0 W
07.28.12	vs. CHI	1-1 T
07.03.13	at CHI	2-3 L
07.23.14	vs. CHI	5-1 W
03.22.15	vs. CHI	2-1 W
07.01.16	at CHI	0-1 L

* MLS Cup at The Home Depot Center
 # US Open Cup at Dallas
 + US Open Cup Play-In
 & Played at Stanford Stadium
 % Played at Oakland Coliseum

CHIVAS USA

Regular Season	8-8-6
Home	5-4-2
Away	3-4-4
Playoffs	0-0-0
US Open Cup	0-0-0
All-Time Scoring (MLS)	. SJ 30, CHV 22

All-Time Results

04.09.05	vs. CHV	3-3 T
06.12.05	at CHV	1-1 T
09.10.05	vs. CHV	3-0 W
09.17.05	at CHV	2-1 W
07.05.08	at CHV	0-1 L
08.23.08	at CHV	0-0 T
10.11.08	vs. CHV	0-1 L
05.02.09	vs. CHV	0-1 L
10.17.09	at CHV	2-2 T
04.24.10	at CHV	2-3 L

10.20.10	vs. CHV	3-0 W
04.23.11	vs. CHV	1-2 L
07.06.11	at CHV	0-2 L
05.13.12	vs. CHV	1-1 T
09.02.12	vs. CHV	4-0 W
09.15.12	at CHV	2-0 W
04.27.13	at CHV	2-2 T
08.03.13	vs. CHV	2-0 W
09.29.13	at CHV	1-0 W
04.26.14	vs. CHV	1-0 W
07.02.14	vs. CHV	0-1 L
10.26.14	at CHV	0-1 L

COLORADO RAPIDS

Regular Season	28-19-15
Home	15-8-7
Away	13-11-8
Shootout (1996-99)	1-2
Overtime (2000-03)	0-0-2
Playoffs	0-1-0
US Open Cup	0-0-0
All-Time Scoring (MLS)	. SJ 86, COL 71

All-Time Results

05.08.96	vs. COL	3-1 W
07.17.96	at COL	2-1 W
08.25.96	vs. COL	1-0 W
09.10.96	at COL	3-1 W
07.04.97	at COL	1-3 L
07.25.97	vs. COL	1-2 L
09.17.97	at COL	2-1 W
09.28.97	vs. COL	1-3 L
03.28.98 & ... vs. COL	2-2 (3-4) W	
05.09.98	at COL	3-2 W
06.06.98	at COL	0-2 L
08.29.98	vs. COL	1-3 L
03.27.99	vs. COL	2-2 (4-3) W
05.27.99	at COL	2-4 L
06.03.99	vs. COL	4-3 W
10.01.99	at COL	0-0 (0-3) L
06.03.00	vs. COL	4-2 W
07.08.00	at COL	1-0 W
07.15.00	vs. COL	1-2 L
08.05.00	at COL	0-2 L
05.30.01	vs. COL	1-1 (OT) T
06.02.01	at COL	2-1 W
07.07.01	at COL	1-3 L
08.25.01	vs. COL	5-2 W
03.30.02	at COL	0-1 L
04.20.02	vs. COL	2-0 W
06.22.02	vs. COL	4-0 W
08.24.02	at COL	0-3 L
04.12.03	at COL	2-1 W
07.12.03	vs. COL	0-2 L
08.30.03	vs. COL	1-2 L
10.10.03	at COL	0-0 (OT) T
04.24.04	at COL	0-1 L
07.17.04	vs. COL	3-1 W
08.28.04	vs. COL	0-0 T
10.02.04	at COL	1-1 T
05.25.05	at COL	1-0 W
06.29.05	vs. COL	1-0 W
07.20.05	at COL	2-1 W
08.13.05	vs. COL	1-1 T
04.19.08	at COL	2-0 W
08.13.08	vs. COL	1-1 T
09.18.09	vs. COL	1-1 T
09.23.09	at COL	1-1 T
05.01.10	vs. COL	1-0 W
08.07.10	at COL	0-1 L
11.13.10 *	at COL	0-1 L
08.13.11	vs. COL	1-2 L
09.24.11	at COL	1-1 T
06.20.12	at COL	2-1 W
08.25.12	vs. COL	4-1 W
10.06.12	at COL	4-1 W
05.18.13	vs. COL	1-1 T

06.15.13at COL	2-1 W
10.09.13vs. COL	1-0 W
04.19.14at COL	0-0 T
05.04.14vs. COL	0-0 T
09.27.14at COL	1-1 T
05.08.15at COL	1-1 T
08.14.15vs. COL	1-0 W
03.06.16vs. COL	1-0 W
09.17.16at COL	0-0 T
10.13.16at COL	1-2 L

* MLS Cup Playoffs
 & Played at Stanford Stadium

COLUMBUS CREW SC

Regular Season	14-19-7
Home	11-6-4
Away	3-13-3
Shootout (1996-99)	3-2
Overtime (2000-03)	1-1-1
Playoffs	2-2-0
US Open Cup	0-0-0
All-Time Scoring (MLS)	. SJ 57, CLB 65

All-Time Results

06.01.96vs. CLB	2-2 (2-1) W
07.20.96at CLB	4-3 W
08.18.96at CLB	0-2 L
04.19.97at CLB	1-1 (1-2) L
05.03.97vs. CLB	1-3 L
08.09.97vs. CLB	1-1 (4-3) W
05.30.98at CLB	1-4 L
07.03.98vs. CLB	1-1 (4-2) W
05.09.99vs. CLB	1-2 L
06.30.99at CLB	3-3 (1-2) L
03.25.00at CLB	1-2 (OT) L
07.01.00at CLB	1-2 L
08.02.00vs. CLB	1-2 L
09.01.00vs. CLB	3-0 W
07.21.01at CLB	1-2 L
08.11.01vs. CLB	2-2 (OT) T
09.22.01 *at CLB	3-1 W
09.26.01 *vs. CLB	3-0 W
05.04.02vs. CLB	3-2 W
05.18.02at CLB	0-2 L
06.15.02at CLB	1-2 L
09.07.02vs. CLB	4-3 (OT) W
09.25.02 *vs. CLB	1-2 L
09.28.02 *at CLB	1-2 L
05.17.03vs. CLB	4-3 W
06.07.03at CLB	0-1 L
06.21.03vs. CLB	2-1 W
05.29.04at CLB	0-1 L
09.08.04vs. CLB	0-1 L
07.09.05at CLB	2-1 W
08.06.05vs. CLB	2-1 W
05.10.08vs. CLB	2-3 L
06.07.08at CLB	2-0 W
05.27.09vs. CLB	1-2 L
08.08.09 #vs. CLB	0-3 L
06.02.10vs. CLB	2-2 T
10.02.10at CLB	0-0 T
05.14.11vs. CLB	3-0 W
07.16.11at CLB	0-0 T
05.19.12vs. CLB	1-1 T
03.16.13at CLB	1-1 T
04.13.14vs. CLB	1-1 T
05.16.15vs. CLB	2-0 W
08.27.16at CLB	0-2 L

* MLS Cup Playoffs
 # Played at Candlestick Park

SERIES HISTORIES

FC DALLAS

Regular Season	25-20-14
Home	15-8-7
Away	10-12-7
Shootout (1996-99)	4-3
Overtime (2000-03)	0-0-0
Playoffs	0-0-0
US Open Cup	0-0-0
All-Time Scoring (MLS) . SJ 89, DAL 70	

All-Time Results

04.14.96	at DAL	0-0 (1-2)	L
06.08.96	at DAL	1-4	L
08.22.96	vs. DAL	0-0 (3-2)	W
09.11.96	vs. DAL	2-2 (1-3)	L
04.05.97	at DAL	1-2	L
06.28.97	vs. DAL	3-1	W
07.18.97	at DAL	1-3	L
09.11.97	vs. DAL	0-1	L
04.05.98 &	vs. DAL	2-2 (2-3)	L
04.18.98	at DAL	2-1	W
08.22.98	vs. DAL	1-1 (2-0)	W
09.13.98	at DAL	3-1	W
05.01.99	vs. DAL	1-1 (3-2)	W
05.15.99	at DAL	1-2	L
05.22.99	vs. DAL	1-1 (3-1)	W
09.11.99	at DAL	0-1	L
04.22.00	vs. DAL	5-0	W
09.09.00	at DAL	1-2	L
04.14.01	vs. DAL	0-1	L
05.23.01	at DAL	2-0	W
03.23.02	at DAL	2-0	W
07.13.02	at DAL	1-2	L
07.20.02	vs. DAL	4-0	W
08.21.02	vs. DAL	3-1	W
06.14.03	at DAL	2-1	W
07.26.03	vs. DAL	3-0	W
08.13.03	at DAL	3-0	W
09.27.03	vs. DAL	5-2	W
05.15.04	at DAL	2-1	W
07.07.04	vs. DAL	1-2	L
08.21.04	vs. DAL	3-0	W
10.16.04	at DAL	2-2	T
05.14.05	vs. DAL	0-0	T
07.02.05	at DAL	2-2	T
09.03.05	at DAL	2-0	W
09.24.05	vs. DAL	1-1	T
05.03.08	vs. DAL	0-0	T
10.02.08	at DAL	1-1	T
06.07.09	at DAL	2-2	T
10.07.09	vs. DAL	1-2	L
06.05.10	at DAL	0-2	L
09.11.10	vs. DAL	0-0	T
03.26.11	at DAL	2-0	W
10.22.11	vs. DAL	4-2	W
07.07.12	at DAL	0-0	T
07.18.12	vs. DAL	2-1	W
09.29.12	vs. DAL	3-3	T
05.25.13	at DAL	0-1	L
08.24.13	at DAL	2-2	T
10.26.13	vs. DAL	2-1	W
05.10.14	vs. DAL	2-1	W
05.31.14	at DAL	2-1	W
08.16.14	vs. DAL	0-5	L
03.07.15	at DAL	0-1	L
06.07.15	vs. DAL	0-0	T
10.25.15	at DAL	1-2	L
04.09.16	at DAL	2-2	T
05.28.16	vs. DAL	0-0	T
07.08.16	vs. DAL	1-0	L

& Played at Stanford Stadium

D.C. UNITED

Regular Season	17-13-7
Home	8-4-7
Away	9-9-0
Shootout (1996-99)	3-0
Overtime (2000-03)	0-0-2
Playoffs	0-0-0
US Open Cup	0-0-0
All-Time Scoring (MLS) ... SJ 57, DC 59	

All-Time Results

04.06.96	vs. DC	1-0	W
06.05.96	at DC	1-3	L
06.23.96	vs. DC	2-1	W
04.26.97	at DC	2-2 (2-0)	W
05.22.97	at DC	1-3	L
06.01.97	vs. DC	2-3	L
04.29.98	at DC	1-3	L
06.03.98	vs. DC	0-4	L
04.17.99	at DC	1-1 (4-2)	W
07.04.99 &	vs. DC	1-1 (3-2)	W
04.29.00	vs. DC	2-2 (OT)	T
08.19.00	at DC	1-0	W
05.12.01	at DC	3-2	W
07.18.01	vs. DC	4-0	W
08.17.02	vs. DC	2-2 (OT)	T
08.31.02	at DC	2-4	L
07.19.03	at DC	2-1	W
08.24.03	vs. DC	1-0	W
09.13.03	at DC	1-2	L
04.03.04	at DC	1-2	L
05.01.04	vs. DC	1-1	T
08.07.04	vs. DC	2-0	W
06.04.05	vs. DC	0-0	T
07.15.05	at DC	0-3	L
06.22.08	at DC	1-3	L
09.06.08	vs. DC	2-1	W
07.25.09	vs. DC	2-2	T
09.27.09	at DC	2-1	W
07.03.10	vs. DC	1-1	T
10.09.10	at DC	2-0	W
06.11.11	at DC	4-2	W
07.30.11	vs. DC	0-2	L
05.02.12	vs. DC	5-3	W
06.22.13	at DC	0-1	L
07.11.14	vs. DC	1-2	L
08.22.15	at DC	2-0	W
04.02.16	vs. DC	1-1	T

& Played at Stanford Stadium

HOUSTON DYNAMO

Regular Season	7-9-2
Home	5-4-1
Away	2-5-1
Playoffs	0-0-0
US Open Cup	0-0-0
All-Time Scoring (MLS) SJ 23, HOU 24	

All-Time Results

05.22.08	vs. HOU	2-1	W
09.13.08	vs. HOU	1-1	T
10.15.08	at HOU	1-2	L
03.28.09	vs. HOU	3-2	W
05.23.09	at HOU	1-3	L
09.05.10	at HOU	2-1	W
10.16.10	vs. HOU	0-1	L
06.04.11	vs. HOU	2-0	W
09.17.11	at HOU	1-2	L
03.17.12	vs. HOU	0-1	L
03.30.13	at HOU	0-2	L
05.25.14	vs. HOU	3-0	L
05.05.15	at HOU	1-0	W
07.10.15	vs. HOU	0-1	L
08.08.15	at HOU	1-2	L

05.11.16	vs HOU	3-1	W
07.31.16	at HOU	1-1	T
08.19.16	vs HOU	2-1	L

LA GALAXY

Regular Season	20-29-14
Home	15-10-8
Away	5-19-6
Shootout (1996-99)	1-4
Overtime (2000-03)	0-0-4
Playoffs	3-5-0
US Open Cup	0-5-0
All-Time Scoring (MLS) . SJ 84, LA 100	

All-Time Results

04.28.96	at LA	1-2	L
05.12.96	vs. LA	1-2	L
09.01.96	vs. LA	1-1 (1-3)	L
09.15.96	at LA	2-4	L
09.26.96 *	vs. LA	1-0	W
09.29.96 *	at LA	0-2	L
10.02.96 *	at LA	0-2	L
04.12.97	vs. LA	4-1	W
05.18.97	at LA	1-1 (2-3)	L
08.17.97	at LA	3-2	W
09.21.97	vs. LA	2-3	L
03.21.98	at LA	3-3 (1-3)	L
06.27.98	vs. LA	1-2	L
09.16.98	vs. LA	0-0 (3-4)	L
09.20.98	at LA	1-0	W
04.03.99	vs. LA	1-1 (4-2)	W
04.24.99	at LA	0-1	L
08.07.99	vs. LA	1-4	L
09.01.99	at LA	1-3	L
05.17.00	vs. LA	0-0 (OT)	T
05.27.00	at LA	1-1 (OT)	T
08.09.00 #	at LA	0-2	L
08.26.00	vs. LA	0-3	L
08.30.00	at LA	1-2	L
04.07.01	at LA	3-2	W
06.09.01	vs. LA	3-1	W
07.24.01 #	vs. LA	1-1 (9-10)	L
10.21.01 %	at LA	2-1 (OT)	W
07.04.02	at LA	1-2	L
07.07.02	vs. LA	1-0	W
08.07.02 #	vs. LA	0-1 (OT)	L
09.14.02	at LA	0-1	L
09.21.02	vs. LA	0-1	L
04.26.03	vs. LA	1-0	W
06.18.03	at LA	1-1 (OT)	T
10.18.03	at LA	0-3	L
10.25.03	vs. LA	1-1 (OT)	T
11.01.03 *	at LA	0-2	L
11.09.03 *	vs. LA	5-2 (OT)	W
05.22.04	vs. LA	4-2	W
07.04.04	at LA	1-2	L
09.11.04	at LA	1-2	L
09.25.04	vs. LA	0-0	T
05.21.05	at LA	1-2	L
06.25.05	vs. LA	3-0	W
08.24.05 #	vs. LA	1-2	L
08.27.05	vs. LA	2-1	W
10.15.05	at LA	3-1	W
10.23.05 *	at LA	1-3	L
10.29.05 *	vs. LA	1-1	L
04.03.08	at LA	0-2	L
06.14.08	vs. LA	0-3	L
08.03.08 &	vs. LA	3-2	W
04.18.09 &	vs. LA	1-1	T
06.20.09 &	vs. LA	2-1	W
10.24.09	at LA	0-2	L
07.22.10	at LA	2-2	T
08.21.10	at LA	1-0	W
06.25.11	vs. LA	0-0	T
08.20.11	at LA	0-2	L
05.23.12	at LA	3-2	W

THE CLUB

2016 REVIEW

CLUB HISTORY

OPPONENTS

MEDIA INFO

SERIES HISTORIES

THE CLUB

2016 REVIEW

CLUB HISTORY

OPPONENTS

MEDIA INFO

06.30.12 + ... vs. LA	4-3	W
10.21.12	vs. LA	2-2 T
06.29.13 + ... vs. LA	3-2	W
08.31.13	at LA	0-3 L
10.20.13	at LA	0-0 T
06.28.14 + ... vs. LA	0-1	L
08.08.14	at LA	2-2 T
09.14.14	vs. LA	1-1 T
06.27.15 + ... vs. LA	3-1	W
07.01.15 #	vs. LA	0-1 L
07.17.15	at LA	2-5 L
08.28.15	vs. LA	1-0 W
03.19.16	at LA	1-3 L
05.22.16	at LA	1-1 T
06.25.16 + ... vs. LA	1-1	T

% MLS Cup at Crew Stadium
 * MLS Cup Playoffs
 # Lamar Hunt US Open Cup
 & Played at Oakland Coliseum
 + Played at Stanford Stadium

MONTREAL IMPACT

Regular Season	0-3-2
Home	0-0-2
Away	0-3-0
Shootout (1996-99)	0-0
Overtime (2000-03)	0-0-0
Playoffs	0-0-0
US Open Cup	0-0-0
CCL	1-1-0
All-Time Scoring (MLS) ...	SJ 5, MTL 11

All-Time Results

08.18.12	at MTL	1-3 L
05.04.13	vs. MTL	2-2 T
08.07.13	& ... at MTL	0-1 L
09.17.13	& ... vs. MTL	3-0 W
09.20.14	at MTL	0-2 L
09.16.15	vs. MTL	1-1 T
09.28.16	at MTL	1-3 L

& CONCACAF Champions League

NEW ENGLAND REVVS

Regular Season	20-14-5
Home	10-6-4
Away	10-8-2
Shootout (1996-99)	0-2
Overtime (2000-03)	0-0-2
Playoffs	0-0-0
US Open Cup	0-0-0
All-Time Scoring (MLS) ...	SJ 68, NE 50

All-Time Results

05.04.96	at NE	2-1 W
07.06.96	vs. NE	1-1 (3-4) L
07.31.96	at NE	0-2 L
08.11.96	vs. NE	6-1 W
05.16.97	at NE	1-1 (0-3) L
07.06.97	vs. NE	3-2 W
08.03.97	at NE	5-1 W
05.03.98	vs. NE	1-3 L
08.05.98	at NE	0-3 L
08.12.99	at NE	2-1 W
08.21.99	vs. NE	2-1 W
05.06.00	at NE	1-2 L
06.10.00	at NE	0-3 L
06.21.00	vs. NE	2-2 (OT) T
07.22.00	vs. NE	1-2 L
05.05.01	vs. NE	3-2 W
08.08.01	at NE	5-1 W
04.06.02	vs. NE	2-1 W
06.01.02	at NE	2-0 W
05.03.03	at NE	2-0 W

08.16.03	at NE	1-1 (OT) T
09.07.03	vs. NE	2-1 W
04.17.04	at NE	3-1 W
07.24.04	vs. NE	2-2 T
09.04.04	at NE	1-0 W
04.02.05	vs. NE	2-2 T
10.01.05	at NE	2-0 W
05.17.08	at NE	0-2 L
08.16.08	vs. NE	4-0 W
03.21.09	vs. NE	0-1 L
08.29.09	at NE	1-2 L
04.17.10	vs. NE	2-0 W
05.15.10	at NE	0-0 T
05.21.11	vs. NE	2-1 W
10.08.11	at NE	2-1 W
03.10.12	vs. NE	1-0 W
07.06.13	at NE	0-2 L
03.29.14	vs. NE	1-2 L
03.28.15	at NE	1-2 L
08.24.16	vs. NE	0-0 T

NEW YORK CITY FC

Regular Season	0-1-1	
Home	0-0-1	
Away	0-1-0	
Playoffs	0-0-0	
US Open Cup	0-0-0	
All-Time Scoring (MLS) ...	SJ 2, NYC 3	
All-Time Results		
09.19.15	at NYC	2-3 L
08.05.16	vs. NYC	0-0 T

NEW YORK RED BULLS

Regular Season	17-11-9
Home	13-2-3
Away	4-9-6
Shootout (1996-99)	2-0
Overtime (2000-03)	0-0-4
Playoffs	1-1-0
US Open Cup	0-0-0
US Open Cup Play-In	0-1-0
All-Time Scoring (MLS) ...	SJ 56, NY 52

All-Time Results

06.16.96	at MET	1-0 W
07.24.96	vs. MET	0-1 L
07.28.96	at MET	1-4 L
03.22.97	vs. MET	0-0 (4-3) W
05.09.97	at MET	1-0 W
08.29.97	at MET	0-3 L
09.06.97	vs. MET	4-0 W
04.25.98	at MET	3-4 L
08.09.98	vs. MET	5-1 W
08.28.99	vs. MET	1-1 (4-3) W
09.22.99	at MET	2-1 W
04.08.00	vs. MET	2-0 W
06.28.00	at MET	0-0 (OT) T
05.19.01	vs. MET	2-0 W
06.16.01	at MET	0-0 (OT) T
04.27.02	at MET	1-1 (OT) T
05.11.02	vs. MET	4-2-1 W
07.02.03	at MET	4-4 (OT) T
10.05.03	vs. MET	0-2 L
05.08.04	vs. MET	5-5 T
06.12.04	vs. MET	3-1 W
07.10.04	at MET	0-2 L
05.07.05	at MET	1-0 W
07.23.05	vs. MET	2-1 W
04.27.08	at NY	0-2 L
07.27.08	vs. NY	1-1 T
04.29.09 +	vs. NY	1-2 L
05.08.09	at NY	1-4 L
10.03.09	vs. NY	1-0 W
05.08.10	vs. NY	4-0 W
08.28.10	at NY	0-2 L

10.30.10 *	vs. NY	0-1 L
11.04.10 *	at NY	3-1 W
04.16.11	at NY	0-3 L
07.02.11 & ...	vs. NY	2-2 T
04.14.12	at NY	2-2 T
03.10.13	vs. NY	2-1 W
07.19.14	at NY	1-1 T
04.11.15	at NY	0-2 L
04.13.16	vs. NY	2-0 W

* MLS Cup Playoffs
 + US Open Cup Play-In
 & Played at Stanford Stadium

ORLANDO CITY SC

Regular Season	0-0-2
Home	0-0-1
Away	0-0-1
Playoffs	0-0-0
US Open Cup	0-0-0
All-Time Scoring (MLS) ...	SJ 3, ORL 3

All-Time Results

05.24.15 *	vs. ORL	1-1 T
06.18.16	at ORL	2-2 T

* Played at Levi's Stadium

PHILADELPHIA UNION

Regular Season	4-3-2
Home	2-1-1
Away	2-2-1
Playoffs	0-0-0
US Open Cup	0-0-0
All-Time Scoring (MLS) ..	SJ 10, PHI 10

All-Time Results

07.10.10	at PHI	2-1 W
09.15.10	vs. PHI	1-0 W
04.30.11	at PHI	0-1 L
07.09.11	vs. PHI	0-0 T
04.28.12	at PHI	2-1 W
09.08.13	vs. PHI	1-0 W
08.24.14	at PHI	2-4 L
09.05.15	vs. PHI	1-2 L
04.30.16	at PHI	1-1 T

PORTLAND TIMBERS

Regular Season	2-7-7
Home	2-1-4
Away	0-6-3
Overtime	1-0-0
Playoffs	0-0-0
US Open Cup	0-0-1
US Open Cup Play-In	1-0-0
All-Time Scoring (MLS) ..	SJ 16, POR 24

All-Time Results

05.03.11 +	at POR	1-0 (OT) W
08.06.11	vs. POR	1-1 T
09.21.11	at POR	1-1 T
07.03.12	at POR	1-2 L
09.19.12	vs. POR	2-2 T
10.27.12	at POR	1-1 T
04.14.13	at POR	0-1 L
04.21.13	vs. POR	1-1 T
07.27.13	vs. POR	2-1 W
09.07.14	at POR	3-3 T
10.04.14	vs. POR	1-2 L
10.08.14	at POR	0-3 L
07.05.15	at POR	0-1 L
08.02.15	vs. POR	0-0 T
03.13.16	vs. POR	2-1 W
04.16.16	at POR	3-1 L
06.01.16	at POR	1-0 L

SERIES HISTORIES

06.14.16+ at POR 2-0 L
 + US Open Cup Play-In

REAL SALT LAKE

Regular Season 9-9-9
Home 6-5-3
Away 3-4-6
Shootout: 0-1
Playoffs: 0-0-0
US Open Cup 0-0-0
US Open Cup Play-In 0-2-0
All-Time Scoring (MLS) . SJ 35, RSL 38

All-Time Results

04.30.05 at RSL 2-2 T
 06.18.05 vs. RSL 3-0 W
 08.20.05 at RSL 1-0 W
 10.08.05 vs. RSL 2-2 T
 04.30.08 + at RSL 0-4 L
 05.31.08 at RSL 1-3 L
 06.18.08 at RSL 0-0 T
 09.27.08 vs. RSL 2-3 L
 05.30.09 vs. RSL 2-1 W
 07.04.09 at RSL 1-1 T
 03.27.10 vs. RSL 0-3 L
 04.14.10 + vs. RSL 3-3 (3-5 pk) L
 06.25.10 at RSL 0-0 T
 03.19.11 vs. RSL 0-1 L
 07.23.11 at RSL 0-4 L
 04.21.12 vs. RSL 3-1 W
 06.23.12 at RSL 2-1 W
 07.14.12 vs. RSL 5-0 W
 03.03.13 vs. RSL 0-2 L
 06.01.13 at RSL 0-3 L
 09.21.13 at RSL 2-1 W
 03.15.14 vs. RSL 3-3 T
 08.30.14 vs. RSL 1-1 T
 10.11.14 at RSL 0-2 L
 04.05.15 vs. RSL 0-1 L
 05.01.15 at RSL 1-1 T
 09.27.15 vs. RSL 1-0 W
 07.22.16 at RSL 1-1 T
 10.01.16 vs. RSL 2-1 W

+ US Open Cup Play-In

SEATTLE SOUNDERS FC

Regular Season 10-7-4
Home 5-1-3
Away 5-6-1
Playoffs: 0-0-0
US Open Cup 0-0-0
All-Time Scoring (MLS) . SJ 25, SEA 23

All-Time Results

04.25.09 at SEA 0-2 L
 06.13.09 at SEA 1-2 L
 08.02.09 vs. SEA 4-0 W
 05.22.10 at SEA 1-0 W
 07.31.10 vs. SEA 0-1 L
 04.02.11 vs. SEA 2-2 T
 10.15.11 at SEA 1-2 L
 03.31.12 at SEA 1-0 W
 06.26.12 + vs. SEA 0-1 L
 08.11.12 vs. SEA 2-1 W
 09.22.12 at SEA 2-1 W

03.23.13 vs. SEA 1-0 W
 05.11.13 at SEA 0-4 L
 07.13.13 vs. SEA 1-0 W
 05.17.14 at SEA 0-1 L
 06.28.14 & at SEA 1-1 (1-4) L
 08.02.14 * vs. SEA 1-0 W
 08.20.14 at SEA 1-1 T
 03.14.15 at SEA 3-2 W
 06.20.15 at SEA 2-0 W
 09.12.15 vs. SEA 1-1 T
 05.07.16 at SEA 0-2 L
 09.10.16 vs. SEA 1-1 T

+ US Open Cup Quarterfinal & US Open Cup

* Played at Levi's Stadium

SPORTING KC

Regular Season 24-23-7
Home 16-5-6
Away 8-18-1
Shootout (1996-99) 3-4
Overtime (2000-03) 0-0-4
Playoffs: 2-1-0
US Open Cup 0-1-0
All-Time Scoring (MLS) . SJ 66, SKC 63

All-Time Results

04.21.96 vs. KC 2-2 (7-8) L
 05.29.96 vs. KC 2-1 W
 08.15.96 at KC 1-4 L
 09.21.96 at KC 0-0 (2-1) W
 03.29.97 at KC 2-2 (3-4) L
 06.08.97 vs. KC 2-3 L
 06.15.97 at KC 3-1 W
 08.24.97 vs. KC 2-2 (1-2) L
 05.23.98 at KC 1-0 W
 08.25.98 vs. KC 1-1 (3-0) W
 09.05.98 at KC 1-5 L
 09.27.98 vs. KC 2-0 W
 04.10.99 at KC 1-1 (2-0) W
 07.31.99 at KC 2-2 (1-2) L
 09.04.99 vs. KC 2-0 W
 10.06.99 vs. KC 1-0 W
 04.15.00 at KC 0-2 L
 05.20.00 at KC 0-2 L
 07.04.00 vs. KC 0-0 (OT) T
 08.16.00 vs. KC 0-3 L
 04.28.01 at KC 0-0 (OT) T
 06.23.01 vs. KC 2-0 W
 09.01.01 vs. KC 3-0 W
 09.08.01 at KC 0-1 L
 04.13.02 at KC 0-2 L
 06.08.02 vs. KC 3-0 W
 06.29.02 vs. KC 2-1 W
 07.27.02 at KC 1-2 L
 04.19.03 vs. KC 1-1 (OT) T
 06.28.03 vs. KC 0-0 (OT) T
 08.08.03 at KC 1-0 W
 09.20.03 at KC 4-1 W
 11.15.03 * vs. KC 3-2 (OT) W
 06.26.04 vs. KC 1-1 T
 08.14.04 at KC 2-0 W
 08.24.04 # at KC 0-1 L
 09.18.04 at KC 0-1 L
 10.09.04 vs. KC 0-0 T
 10.24.04 * vs. KC 2-0 W
 10.30.04 * at KC 0-3 L

04.23.05 vs. KC 3-2 W
 05.28.05 at KC 0-1 L
 08.30.08 vs. KC 2-1 W
 10.18.08 at KC 2-3 L
 04.05.09 at KC 0-2 L
 08.22.09 vs. KC 1-0 W
 08.14.10 vs. KC 1-0 W
 10.23.10 at KC 1-4 L
 06.17.11 at SKC 0-1 L
 10.01.11 vs. SKC 1-1 T
 05.27.12 at SKC 1-2 L
 08.18.13 vs. SKC 1-0 W
 03.22.14 at SKC 0-1 L
 08.19.15 at SKC 5-0 W
 10.16.15 vs. SKC 1-0 W
 04.24.16 vs. SKC 1-0 W
 09.24.16 vs. SKC 1-2 L
 10.23.16 at SKC 0-2 L

* MLS Cup Playoffs

US Open Cup

TORONTO FC

Regular Season 5-4-4
Home 3-2-1
Away 2-2-3
Playoffs: 0-0-0
All-Time Scoring (MLS) . SJ 18, TOR 17

All-Time Results

07.19.08 at TOR 0-0 T
 10.25.08 vs. TOR 2-0 W
 07.11.09 vs. TOR 1-3 L
 10.10.09 at TOR 1-1 T
 05.29.10 vs. TOR 1-3 L
 09.25.10 at TOR 3-2 W
 04.09.11 vs. TOR 1-1 T
 08.27.11 at TOR 1-1 T
 03.24.12 at TOR 3-0 W
 05.08.13 vs. TOR 2-1 W
 06.07.14 at TOR 0-1 L
 05.30.15 at TOR 1-3 L
 07.16.16 vs. TOR 2-1 W

VANCOUVER WHITECAPS FC

Regular Season 3-6-7
Home 2-0-6
Away 1-6-1
Overtime 0-0-0
Playoffs: 0-0-0
All-Time Scoring (MLS) . SJ 16, VAN 21

All-Time Results

05.11.11 at VAN 1-1 T
 07.20.11 vs. VAN 2-2 T
 04.07.12 vs. VAN 3-1 W
 05.05.12 at VAN 1-2 L
 07.22.12 at VAN 1-2 L
 04.06.13 vs. VAN 1-1 T
 08.10.13 at VAN 0-2 L
 09.14.13 vs. VAN 0-0 T
 05.03.14 vs. VAN 0-0 T
 04.11.15 vs. VAN 1-0 W
 07.26.15 at VAN 1-3 L
 10.03.15 vs. VAN 1-1 T
 08.12.16 at VAN 2-1 W
 10.16.16 vs. VAN 0-0 T

THE CLUB

2016 REVIEW

CLUB HISTORY

OPPONENTS

MEDIA INFO



TM

SINCE
1974

MEDIA INFO

FLORIAN JUNGWIRTH



AVAYA STADIUM

THE CLUB

2016 REVIEW

CLUB HISTORY

OPPONENTS

MEDIA INFO



Avaya Stadium, which opened in 2015, is located on Coleman Ave. adjacent to the San Jose International Airport. The European-inspired building is the first cloud-enabled venue in Major League Soccer and is among the most technologically advanced stadiums in the world. The stadium features a canopy roof and the steepest-raked seating in Major League Soccer, providing the best possible fan experience.

Additionally, the north end zone houses the largest outdoor bar in North America, a two-acre fan zone and a double-sided video scoreboard. The suites and club seats are located at field level, giving fans a premium experience unlike any other in professional sports. Avaya Stadium is also the only stadium in MLS to feature sideline field-level suites.

AVAYA STADIUM MILESTONES

Groundbreaking Ceremony: October 21, 2012 - 6,256 people helped break ground on the site, digging for two consecutive minutes. The 6,000+ participants set a new Guinness World Record.

Steel Frame Completed: March 28, 2014 - Following five months of labor for the stadium's 120 construction workers, the final steel beam was hoisted into place.

First Seat Installed: September 23, 2014 - The first of 18,000 seats was installed by a season ticket holder.

Naming Rights Announced: November 19, 2014 - The Earthquakes officially announced Avaya as the naming rights partner, including installation of Avaya's state-of-the-art technology throughout the venue.

Surpassed 11,000 Season Tickets: February 9, 2015 - The stadium quickly proved to be one of the most in-demand entertainment destinations in the Bay Area, surpassing 11,000 purchased season tickets for its inaugural season.

Ribbon Cutting Ceremony: February 27, 2015 - Avaya Stadium is officially opened with a ribbon cutting ceremony.

First Game: February 28, 2015 - 10,000 tickets were sold for a soft opening against the LA Galaxy in the final preseason tune-up. The Earthquakes defeated the Galaxy 3-2.

First Regular Season Game: March 22, 2015 - The Earthquakes opened their brand new soccer-specific stadium against the Chicago Fire in front of a sold-out crowd of 18,000.

First Goal: March 22, 2015 - Earthquakes rookie midfielder Fatai Alashe scored the first goal in Avaya Stadium history just five minutes into the inaugural match. The goal was assisted by defenders Ty Harden and Clarence Goodson.

First International Game: May 10, 2015 - U.S. Women's National Team (3) vs. Republic of Ireland (0)

HOW WE GOT HERE

THE CLUB

2016 REVIEW

CLUB HISTORY

OPPONENTS

MEDIA INFO



BUCK SHAW STADIUM

The Earthquakes' home from 2008 to 2014, Buck Shaw Stadium provided a tremendous home-field advantage for San Jose. The stadium, located on the campus of Santa Clara University, helped the Quakes qualify for the playoffs twice (2010 & 2012) and win the Supporters' Shield in 2012. The team finished with a 52-24-38 record in all competitions at the stadium, including a 45-22-35 record during MLS regular season play.

The Earthquakes' first game at the stadium took place before a sold-out crowd of 10,515 on May 3, 2008, against FC Dallas, and proceeded to sell over 90 percent of the tickets for the 12 regular season home games played that season.

In 2010, the Quakes set the attendance record twice in just over a month. On July 17, the Quakes tied Tottenham Hotspur, 0-0, in front of a record crowd of 10,712. Then on Aug. 21, the record was broken as 10,799 fans crowded into Buck Shaw to see San Jose defeat the LA Galaxy, 1-0.

Named after former Santa Clara football coach, Lawrence T. "Buck" Shaw, Buck Shaw Stadium has served as a showcase for some of Santa Clara University's proudest athletic achievements since the facility opened in 1962. Besides serving as the home for the Bronco soccer teams, the formerly 6,800-seat facility also housed Santa Clara baseball until 2005.

The stadium was dedicated on Oct. 6, 1962, prior to the football game between Santa Clara and Occidental, but was first used in the Broncos' loss to UC Davis on Sept. 22, 1962. Buck Shaw Stadium earned national attention in 1996, when it played host to the NCAA Women's College Cup. The two-day attendance of 17,600 set a record for the event. In 1994, the facility served as the practice site for the Brazilian national team during the World Cup competition. The U.S. National Team and the Japanese national team also trained at Buck Shaw.



SPARTAN STADIUM

Originally built in 1933, Spartan Stadium was the first-ever home of the San Jose Earthquakes, including each of the first 10 seasons played in Major League Soccer (1996-05). The Quakes compiled an 80-41-28 all-time record in MLS at Spartan Stadium and went 91-52-32 in all competitions. It was also the host of the first game in the history of MLS, when the Clash hosted D.C. United on April 6, 1996 in front of ~32,000 fans.

The stadium, located on the campus of San Jose State University, was the home for the Quakes dur-

ing each of its two MLS Cup championships (2001 & 2003), as well as its first Supporters' Shield in 2005.

Spartan Stadium is the home of San Jose State football and soccer teams. Through multiple renovations and expansions over the years, the stadium that originally held 4,000 fans now has a maximum capacity of 30,456.

In addition to being the long-time home of the Earthquakes, Spartan Stadium has also played host to numerous FIFA events, including the 1999 Women's World Cup.

MEDIA INFORMATION

THE CLUB

EARTHQUAKES SEASON CREDENTIALS

Members of the media planning to cover the Earthquakes on an on-going basis are encouraged to apply for season credentials and season parking passes. Two types of credentials will be issued:

1. **Media:** admits bearer to press box and locker room
2. **Field/Photo:** admits photographers and camera crews to field and press box

Please be realistic and specific when applying for credentials. Applications will be accepted online at sjearthquakes.com. For questions or additional information, please contact:

Jed Mettee, Executive Vice President,
Jake Pisani, Manager, Media Relations, or
Charlotte Muscroft, Coordinator, Media Relations:

San Jose Earthquakes
1123 Coleman Ave.
San Jose, CA 95110
Office: 408-556-7700
Fax: 408-260-6802

2016 REVIEW

INDIVIDUAL GAME CREDENTIALS

Members of the media may apply for credentials on an individual-game basis. Requests can be made via email to Charlotte Muscroft at cmuscroft@sjearthquakes.com. Individual game credential requests will be accepted only until 48 hours before kickoff.

Note: The Earthquakes will maintain a working press box, with access limited to working journalists only.

CLUB HISTORY

POSTGAME INTERVIEWS

Following Earthquakes home games, players and coaches from both teams will be available for interviews in the locker room and/or the interview area outside of the locker rooms after a 15-minute cooling off period. Members of the media seeking autographs, posing for pictures with players or otherwise conducting themselves in an unprofessional manner will be subject to credential revocation.

OPPONENTS

TRAINING SESSIONS

The Earthquakes generally train once a day at the Earthquakes Training Facility adjacent to Avaya Stadium. Members of the media should confirm schedules with the media relations department before attending any practice.

MEDIA INFO

DIRECTIONS TO AVAYA STADIUM

From I-880

- Take Exit 3, Coleman Ave./Mineta SJ Airport Exit
- Turn right onto Coleman Ave.
- The stadium will be on the left at 1123 Coleman Ave., San Jose, Calif.

From Highway 101

- Take the De La Cruz Blvd. exit
- Merge onto W Trimble Rd. to continue onto De La Cruz Blvd.
- Take a slight left onto Coleman Ave. (following signs for San Jose)
- The stadium will be on the right at 1123 Coleman Ave., San Jose, Calif.

QUAKES ON THE AIR

Comcast SportsNet Bay Area and Comcast SportsNet California, both part of NBC Sports Regional Networks, serve more than four million households in Northern California, Nevada,

Southern Oregon and Hawaii. Comcast SportsNet Bay Area, the television home of MLB's San Francisco Giants and NBA's Golden State Warriors, and the official regional sports network of the San Francisco 49ers, also features a robust lineup of Emmy Award-winning news, analysis and original programming. Comcast SportsNet California offers live coverage of MLB's Oakland Athletics, NBA's Sacramento Kings, NHL's



San Jose Sharks, MLS's San Jose Earthquakes and is the official regional sports network of the Oakland Raiders. Collectively, these networks deliver more than 600 live sporting events per year, over

1,500 live studio shows, including SportsNet Central, Yahoo SportsTalk Live, Pregame Live, Postgame Live, Press Conference Live, as well as compelling digital content, up-to-the-minute scores, highlights and breaking news via www.CSNBayArea.com and www.CSN-California.com. Follow both networks on Twitter via @CSNAAuthentic.



ANTHONY PASSARELLI - PLAY-BY-PLAY

FOURTH SEASON

Passarelli, a four-time NorCal AFTRA award-winning sports anchor and reporter, began his broadcasting career as a news/sports reporter at KPAY in Chico, Calif. He was the radio play-by-play announcer for the independent Western Baseball League's Salinas Peppers, and then the sports director for KFBK radio in Sacramento. In 1998, Passarelli joined KCBS radio in San Francisco. He has also provided color commentary and radio play-by-play for San Jose State men's basketball and Santa Clara University men's soccer, and is the play-by-play voice of Santa Clara men's basketball.

Passarelli is a Bay Area native, having grown up in San Jose and attended Bellarmine College Prep. He resides in San Jose with his family.



CHRIS DANGERFIELD - ANALYST

FOURTH SEASON

Dangerfield was the color analyst on television for San Jose from 1996-99. The native of England enjoyed a great career for the Earthquakes in both the North American Soccer League and Western Soccer Alliance. In the NASL, he was a key midfielder from 1982-84, scoring 14 goals and notching 14 assists for the Quakes in that span. He helped the 1983 Quakes to an undefeated season at home and a semifinal finish in the playoffs. He also played for the Portland Timbers, Los Angeles Aztecs and Team Hawaii, among others.



DANIELLE SLATON - SIDELINE REPORTER

SECOND SEASON

Slaton comes to San Jose's sidelines after stints with the Big Ten Network and FOX Sports, where she served as a match analyst during the 2015 FIFA Women's World Cup. Slaton played for the U.S. Women's National Team from 2000-2005, earning a silver medal at the 2000 Olympic Games and a bronze in the 2003 FIFA Women's World Cup. She competed in the Women's United Soccer Association, where she won a championship with the Carolina Courage and was named the Defender of the Year in 2002. She also played professionally for Olympique Lyonnais in France, after spending her college years at Santa Clara University, where she captained her team to a NCAA championship in 2001. She was three-time All-American and was named the 2001 NCAA Scholar Athlete of the Year. She has also served as an assistant coach for Northwestern's women's soccer team, is currently an advisor to U.S. Soccer's Athlete Council and is a member of the U.S. Soccer envoy program.

THE CLUB

2016 REVIEW

CLUB HISTORY

OPPONENTS

MEDIA INFO

QUAKES ON THE AIR

THE CLUB

KNBR is one of America's top-rated sports radio stations. KNBR's high-profile personalities, which have more than 100 combined years of experience in sports talk radio, use their knowledge and insight in leading thoughtful and intelligent



sports conversations. KNBR's talent blend a mix of listener calls with a roster of weekly guests that include Hall of Famers, head coaches and current and former players.

2016 REVIEW



TED RAMEY - PLAY-BY-PLAY FOURTH SEASON

Ramey began his broadcasting career when he was just a child, working alongside his father, Hal Ramey (former voice of the San Jose Earthquakes, Oakland A's, Stanford football and basketball, and current sports director at KCBS) at a number of different sporting events. After a lifetime around broadcasting, Ramey began his professional broadcasting career in 2009 with KNBR, working for the San Francisco Giants post-game show. Ramey also started doing work for both ESPN Radio and AP and later moved to reporting traffic for KCBS and then KGO. He then became the morning

Sports Anchor for KNBR 1050 and "The Lamont and Tonelli Show" on 107.7 The Bone in 2012. He is currently the host of the 12-3 p.m. PT show five days a week (Monday-Friday) on KNBR 1050.

CLUB HISTORY



JOE CANNON - ANALYST FOURTH SEASON

Cannon is a two-time Major League Soccer Goalkeeper of the Year, who spent seven seasons as a member of the San Jose Earthquakes, and is a member of the team's Hall of Fame. He started his Quakes career in 1999, helped San Jose win its first MLS Cup in 2001 and later captured 2002 MLS Goalkeeper of the Year honors. After a stint in France and five years with the Colorado Rapids and LA Galaxy, Cannon returned to San Jose upon its return to MLS in 2008. He joined Vancouver Whitecaps FC after the 2010 season and played through 2013 before returning to the Bay Area, where he

grew up in Los Altos Hills.

OPONENTS

KZSF is a locally-owned Spanish-language station that hosts daily sports talk shows and also plays a wide variety of popular music. All Earthquakes home games will be broadcast in Spanish by Carlos Cesar Rivera.



"La Kaliente" has also been the Spanish-language radio home for both the San Francisco Giants and Oakland Raiders.

MEDIA INFO



CARLOS CESAR RIVERA - PLAY-BY-PLAY 13TH SEASON

Carlos Cesar Rivera is back behind the microphone for his 13th season season with the San Jose Earthquakes. Rivera hosts a popular sports radio show Monday through Friday at 5 p.m. PT on KZSF 1370 AM. The show covers MLS and Mexican soccer, as well as many other sports. Rivera has worked in the Bay Area for more than 30 years and was previously the voice of the San Jose Clash in 1997. He has also done Spanish-language broadcasts for the San Francisco 49ers, Oakland Raiders, Oakland Athletics, San Francisco Giants and the San Francisco Bay Blackhawks. Rivera, an El Salvador native, currently lives in San Jose with his wife and three children.



TM

UNITY
DEVOTION
HERITAGE

#QUAKES74 | SJEARHQUAKES.COM

